

To: Honorable Mayor and City Councilors
From: Russell Gale, Acting City Manager
Date: September 18, 2015
Re: Notes to Council

1. STAFF REPORTS / ITEMS REQUIRING IMMEDIATE ATTENTION

- BAFD Monthly Report – August 2015
- General Services Monthly Report – August 2015
- Tulsa’s Future Regional Economic Development Report – August 2015
- Tulsa’s OneVoice 2016 Legislative Agenda

2. GENERAL CORRESPONDENCE / NOTIFICATION

- Press Release: New Surgical Suite Now Open at Animal Shelter
- Press Release: BAFD Receives SAFER Grant to Hire 9 Firefighters
- Vision 2025 Renewal Brochure
- Cox Communications Service Update
- News Articles: Broken Arrow Featured in the Tulsa 100 List

3. SPECIAL EVENTS / ACTIVITIES

- Upcoming Rose District Events

Respectfully submitted,



Russell Gale

jmh
Attachments

1. STAFF REPORTS / ITEMS REQUIRING IMMEDIATE ATTENTION



INTEROFFICE MEMO

Broken Arrow Fire Department

To: Russell Gale, Acting City Manager
From: Office of the Fire Chief
Date: September 17, 2015
Re: August 2015 Monthly Report

Please see the attached reports detailing

EMS Responses
Fire Responses
Fire Prevention Inspections
Fire Investigations
Fire & EMS Overview
Monthly Incident Summary Report



Broken Arrow Fire Department Monthly Report
August 2015

	<u>This Fiscal Year</u>	<u>Last Fiscal Year</u>	<u>Percentage Change</u>
EMS Responses	661	700	-5%
Fire Responses	202	172	17%
Fire Prevention Inspections	44	97	-54%
Fire Investigations	6	10	-40%
Total Training Hours	512	994	-48%



Broken Arrow Fire Department Monthly Report
August 2015

	Station	Assist Other Stations	Assist EMS	
District 1	42	12	108	This Month
	78	31	190	Total Fiscal Year
District 2	52	14	90	This Month
	95	21	174	Total Fiscal Year
District 3	23	04	32	This Month
	44	08	65	Total Fiscal Year
District 4	32	05	48	This Month
	62	08	91	Total Fiscal Year
District 5	49	13	95	This Month
	92	26	175	Total Fiscal Year
District 6	30	06	82	This Month
	72	15	148	Total Fiscal Year
Total	228	54	455	This Month
	443	109	843	Total Fiscal Year
	7.3	1.7	14.7	Total Number Runs per Day



Fire Suppression Average Response Times

	This Month	Same Month Last F/Y	Total This F/Y	Total Last F/Y
Station #1 Eng 1	5:23	4:20	5:18	4:20
Station #2 Eng 2	4:52	4:56	4:46	4:53
Station #3 Eng 3	4:36	3:37	5:16	3:48
Station #4 Eng 4	5:57	6:10	6:11	5:47
Station #5 Eng 5	4:24	4:25	4:34	4:10
Station #6 Eng 6	4:00	4:48	4:07	4:55
Total Average	4:52	4:43	5:01	4:39

BAFD Bench Mark Average Time - 1st in Engine 5:00, 2nd in Engine 7:00

EMERGENCY MEDICAL SERVICES

EMS Unit Run Destinations

Saint Francis - Tulsa	125	Hillcrest MC South	46
Saint Franics South	109	Hillcrest MC Tulsa	24
Saint John MC - Tulsa	83	OSU Medical Center	4
Saint John MC -BA	72		



Broken Arrow Fire Department Monthly Report
August 2015

EMS Runs by Type

	This Month	Same Month Last F/Y	Total This F/Y	Total Last F/Y
Numbers of Runs	661	700	1292	1341
Transports	469	484	957	929
Persons Treated	489	507	991	977
Cancelled En-route	16	26	28	49
EMS Suppression	125	127	263	247

EMS Average Response Times

	This Month	Same Month Last F/Y	Total This F/Y	Total Last F/Y
Station #1 Sq-1	5:06	3:50	5:10	4:04
Station #2 Sq-2	4:50	4:43	4:47	4:52
Station #3 Sq-3	4:44	4:42	4:36	4:58
Station #4 Sq-4	4:55	5:45	5:13	5:40
Station #5 Sq-5	4:00	3:56	3:59	3:51
Station #6 Sq-6	4:38	4:34	4:30	4:38
Total Average	4:42	4:35	4:43	4:40

BAFD Bench Mark Average Time 5:00

General information:

Total number of calls	Fire - 202	EMS - 656	Exposures - 0	Unknown - 0	All - 858
Average calls per day	Fire - 6.51	EMS - 21.16	All - 27.67		
Total number of arson calls	1				
Estimated dollar loss	Fire - 53,531	Other - 2	All - 53,533	Arson - 2	
Estimated value	Fire - 5,561,028	Other - 2	All - 5,561,030	Arson - 2	
Percentage saved	Fire - 99.03%	Other - .00%	All - 99.03%	Arson - .00%	
Total injuries	Fire service - 0	Civilian fire - 0	EMS - 0	Arson - 0	
Total fatalities	Fire service - 0	Civilian fire - 0		Arson - 0	
Total apparatus responses	Emergency - 1,531	Non-emergency - 188	All - 1,719		
Average responses per day	Emergency - 49.38	Non-emergency - 6.06	All - 55.45		
Average apparatus per call	Fire - 2.40	EMS - 1.87	All - 2.00		
Average turnout time	Emergency - 0:01:07	Non-emergency - 0:00:58	All - 0:01:06		
Average response time	Emergency - 0:05:54	Non-emergency - 0:05:23	All - 0:05:51		
Average contain time	Emergency - 0:34:11	Non-emergency - 0:00:00	All - 0:34:11		
Average total time	Emergency - 1:01:51	Non-emergency - 0:21:53	All - 0:57:37		
Total man hours	Fire - 330	EMS - 2,098	All - 2,429		
Average personnel per call	Fire - 5.75	EMS - 4.59	All - 4.86		
Total aid given calls	8				
Total aid received calls	0				

Total calls by incident group:

	Count	Average response time	Aid given	Exposures
100-173 Fire	25	0:06:40	1	0
300-381 Rescue and emergency medical service incidents	656	0:05:49	4	0
400-482 Hazardous conditions (no fire)	12	0:06:50	0	0
500-571 Service call	60	0:06:00	0	0
600-672 Good intent call	64	0:03:08	2	0
700-751 and 7009 False alarm and false call	40	0:05:26	1	0
800-815 Severe weather and natural disaster	1	0:02:24	0	0

Total calls by incident type:

	Count	Aid given	Aid received	Exposures
100 Fire, other	1	0	0	0
111 Building fire	3	0	0	0
113 Cooking fire, confined to container	4	1	0	0
131 Passenger vehicle fire	3	0	0	0
142 Brush or brush-and-grass mixture fire	2	0	0	0
143 Grass fire	4	0	0	0
150 Outside rubbish fire, other	1	0	0	0
151 Outside rubbish, trash or waste fire	5	0	0	0
154 Dumpster or other outside trash receptacle fire	1	0	0	0
160 Special outside fire, other	1	0	0	0
300 Rescue, EMS incident, other	3	0	0	0
311 Medical assist, assist EMS crew	3	1	0	0
320 Emergency medical service, other	1	0	0	0
321 EMS call, excluding vehicle accident with injury	597	3	0	0
3211 EMS call, Possible Non Emergency Transfer	1	0	0	0
322 Vehicle accident with injuries	30	0	0	0
323 Motor vehicle/pedestrian accident (MV Ped)	2	0	0	0
324 Motor vehicle accident with no injuries	7	0	0	0
331 Lock-in (if lock out, use 511)	7	0	0	0
353 Removal of victim(s) from stalled elevator	1	0	0	0
357 Extrication of victim(s) from machinery	2	0	0	0
381 Rescue or EMS standby	2	0	0	0

Prepared: 9/16/15, 8:15:38

8/01/15 to 8/31/15

Program: FI263L

Total calls by incident type:		Count	Aid given	Aid received	Exposures
412	Gas leak (natural gas or LPG)	5	0	0	0
413	Oil or other combustible liquid spill	2	0	0	0
440	Electrical wiring/equipment problem, other	3	0	0	0
444	Power line down	1	0	0	0
445	Arcing, shorted electrical equipment	1	0	0	0
500	Service Call, other	1	0	0	0
510	Person in distress, other	2	0	0	0
511	Lock-out	4	0	0	0
531	Smoke or odor removal	3	0	0	0
550	Public service assistance, other	2	0	0	0
551	Assist police or other governmental agency	7	0	0	0
552	Police matter	3	0	0	0
554	Assist invalid	36	0	0	0
561	Unauthorized burning	2	0	0	0
600	Good intent call, other	1	0	0	0
611	Dispatched & canceled en route	23	1	0	0
6111	Dispatched & canceled en route-EMS	9	1	0	0
622	No incident found on arrival at dispatch address	15	0	0	0
631	Authorized controlled burning	3	0	0	0
641	Vicinity alarm (incident in other location)	1	0	0	0
651	Smoke scare, odor of smoke	5	0	0	0
652	Steam, vapor, fog or dust thought to be smoke	1	0	0	0
671	HazMat release investigation w/no HazMat	6	0	0	0
700	False alarm or false call, other	10	0	0	0
733	Smoke detector activation due to malfunction	4	0	0	0
735	Alarm system sounded due to malfunction	5	0	0	0
736	CO detector activation due to malfunction	4	1	0	0
740	Unintentional transmission of alarm, other	2	0	0	0
743	Smoke detector activation, no fire - unintentional	3	0	0	0
744	Detector activation, no fire - unintentional	1	0	0	0
745	Alarm system activation, no fire - unintentional	11	0	0	0
814	Lightning strike (no fire)	1	0	0	0

Totals calls by property use:		Count	Arson	Aid given
NNN	None	6	0	
UUU	Undetermined	5	0	
000	Property use, other	5	0	
110	Fixed-use recreation places, other	1	0	
111	Bowling establishment	1	0	
129	Amusement center: indoor/outdoor	1	0	
130	Places of worship, funeral parlors, other	4	0	
131	Church, mosque, synagogue, temple, chapel	2	0	
134	Funeral parlor	1	0	
141	Athletic/health club	2	0	
142	Clubhouse	1	0	
150	Public or government, other	1	0	
151	Library	1	0	
161	Restaurant or cafeteria	1	0	
183	Movie theater	1	0	
211	Preschool	2	0	
213	Elementary school, including kindergarten	5	0	

Prepared: 9/16/15, 8:15:38

8/01/15 to 8/31/15

Program: FI263L

Totals calls by property use:		Count	Arson	Aid given
215	High school/junior high school/middle school	4	0	
254	Day care, in commercial property	1	0	
311	24-hour care Nursing homes, 4 or more persons	84	0	
321	Mental retardation/development disability facility	4	0	
331	Hospital - medical or psychiatric	15	0	
340	Clinics, doctors offices, hemodialysis cntr, other	34	0	
341	Clinic, clinic-type infirmary	3	0	
361	Jail, prison (not juvenile)	15	0	
419	1 or 2 family dwelling	442	1	
429	Multifamily dwelling	47	0	
439	Boarding/rooming house, residential hotels	2	0	
449	Hotel/motel, commercial	4	0	
459	Residential board and care	6	0	
460	Dormitory-type residence, other	1	0	
500	Mercantile, business, other	4	0	
511	Convenience store	9	0	
519	Food and beverage sales, grocery store	23	0	
559	Recreational, hobby, home repair sales, pet store	3	0	
571	Service station, gas station	1	0	
581	Department or discount store	2	0	
593	Office: veterinary or research	1	0	
599	Business office	1	0	
600	Ind., utility, defense, agriculture, mining, other	2	0	
700	Manufacturing, processing	4	0	
808	Outbuilding or shed	1	0	
891	Warehouse	1	0	
900	Outside or special property, other	2	0	
931	Open land or field	7	0	
936	Vacant lot	2	0	
938	Graded and cared-for plots of land	1	0	
960	Street, other	46	0	
961	Highway or divided highway	13	0	
962	Residential street, road or residential driveway	5	0	
963	Street or road in commercial area	11	0	
965	Vehicle parking area	16	0	
981	Construction site	1	0	

Total calls by district:		Count	Arson
001	District One	170	0
002	District Two	183	0
003	District Three	60	0
004	District Four	103	0
005	District Five	187	0
006	DISTRICT SIX	139	0
010	Outside City Area	16	1

Total calls by station:		Count	Aid given
001	Station #1	170	0
002	Station #2	173	0
003	Station #3	76	2
004	Station #4	112	0

Total calls by station:		Count	Aid given
005	Station #5	185	0
006	Station #6	142	6

Total calls by shift:		Count
001	A Platoon	303
002	B Platoon	261
003	C Platoon	294

Total calls by action taken:		Count
00	Action taken, other	12
11	Extinguishment by fire service personnel	16
22	Rescue, remove from harm	6
23	Extricate, disentangle	2
30	Emergency medical services, other	39
31	Provide first aid & check for injuries	44
32	Provide basic life support (BLS)	45
33	Provide advanced life support (ALS)	484
41	Identify, analyze hazardous materials	1
43	Hazardous materials spill control and confinement	2
45	Remove hazard	1
52	Forcible entry	3
60	Systems and services, other	2
63	Restore fire alarm system	3
64	Shut down system	3
70	Assistance, other	2
71	Assist physically disabled	35
73	Provide manpower	15
75	Provide equipment	2
79	Assess severe weather or natural disaster damage	1
80	Information, investigation & enforcement, other	1
81	Incident command	38
86	Investigate	56
87	Investigate fire out on arrival	5
92	Standby	8
93	Cancelled en route	32

Apparatus totals:

Apparatus	Emergency responses	Average per day	Non-emergency responses	Average per day	Total responses	Average per day	Average turnout	Average response
BT1	5	.16	1	.03	6	.19	0:01:06	0:08:14
BT2	2	.06	0	.00	2	.06	0:00:16	0:03:36
BT3	1	.03	1	.03	2	.06	0:01:32	0:07:21
BT4	9	.29	0	.00	9	.29	0:01:26	0:08:51
BT5	3	.09	0	.00	3	.09	0:00:27	0:05:43
BT6	1	.03	0	.00	1	.03	0:00:03	0:07:27
E1	157	5.06	16	.51	173	5.58	0:01:18	0:06:51
E2	129	4.16	22	.70	151	4.87	0:00:54	0:05:51
E3	51	1.64	8	.25	59	1.90	0:01:11	0:05:21
E4	72	2.32	13	.41	85	2.74	0:01:08	0:07:15
E5	137	4.41	16	.51	153	4.93	0:00:58	0:05:02
E6	109	3.51	15	.48	124	4.00	0:01:14	0:05:38

Apparatus totals:

Apparatus	Emergency responses	Average per day	Non-emergency responses	Average per day	Total responses	Average per day	Average turnout	Average response
FD211	10	.32	1	.03	11	.35	0:01:43	0:08:35
FD312	5	.16	0	.00	5	.16	0:02:51	0:11:04
FD313	8	.25	0	.00	8	.25	0:04:00	0:14:34
FD314	2	.06	0	.00	2	.06	0:02:24	0:09:01
LAD1	15	.48	4	.12	19	.61	0:01:52	0:08:32
RES1	32	1.03	2	.06	34	1.09	0:01:03	0:07:55
SQD1	175	5.64	17	.54	192	6.19	0:01:29	0:07:09
SQD2	150	4.83	21	.67	171	5.51	0:01:05	0:06:08
SQD3	73	2.35	9	.29	82	2.64	0:01:12	0:06:04
SQD4	85	2.74	17	.54	102	3.29	0:01:14	0:07:10
SQD5	167	5.38	13	.41	180	5.80	0:01:21	0:05:22
SQD6	132	4.25	12	.38	144	4.64	0:01:19	0:06:39
TFD	1	.03	0	.00	1	.03	0:00:02	0:00:00

Fire incidents with dollar loss:

Incident ID	Date	Description	Dollar loss	Dollar value
2015-0005794-000	8/02/15	Passenger vehicle fire 2450 W FARGO ST, BROKEN ARROW, OK, 74012	20,500	35,000
2015-0005816-000	8/02/15	Brush or brush-and-grass mixture fire 8418 E GREELEY PL, BROKEN ARROW, OK, 74014	2	6
2015-0005848-000	8/03/15	Outside rubbish, trash or waste fire 312 E COMMERCIAL ST, BROKEN ARROW, OK, 74012	2	2
2015-0005876-000	8/05/15	Special outside fire, other 19116 E 48TH PL, TULSA, OK, 74012	2	2
2015-0005887-000	8/05/15	Fire, other 2800 W FLORENCE ST, BROKEN ARROW, OK, 74011	2	51
2015-0005895-000	8/05/15	Dumpster or other outside trash receptacle fire 2537 E ALBANY ST, BROKEN ARROW, OK, 74014	150	2,050
2015-0005940-000	8/07/15	Building fire 19814 E 38TH PL, BROKEN ARROW, OK, 74014	20,000	225,000
2015-0005949-000	8/07/15	Passenger vehicle fire INTR 81ST & S 257TH AVE	2,050	2,050
2015-0006052-000	8/11/15	Cooking fire, confined to container 3400 E VAIL ST, BROKEN ARROW, OK, 74014	5,500	175,500
2015-0006081-000	8/12/15	Outside rubbish, trash or waste fire 39000 E 71ST ST, WAGONER COUNTY, OK, 74014	2	200,000
2015-0006094-000	8/13/15	Grass fire INTR CREEK TURNPIKE & S 23RD ST	2	2
2015-0006110-000	8/14/15	Building fire 17600 E 51ST ST, BROKEN ARROW, OK, 74012	2	2
2015-0006113-000	8/14/15	Cooking fire, confined to container 4300 W HOUSTON ST, BROKEN ARROW, OK, 74012	2,500	4,000,000
2015-0006127-000	8/14/15	Outside rubbish, trash or waste fire 39000 E 71ST ST, WAGONER COUNTY, OK, 74014	2	4
2015-0006146-000	8/15/15	Grass fire 7201 S 297TH AVE, WAGONER COUNTY, OK, 74014	2	2
2015-0006192-000	8/17/15	Grass fire 27850 E 81ST ST, WAGONER COUNTY, OK, 74014	2	100,001
2015-0006205-000	8/17/15	Cooking fire, confined to container 18851 E 48TH PL, TULSA, OK, 74134	2	2

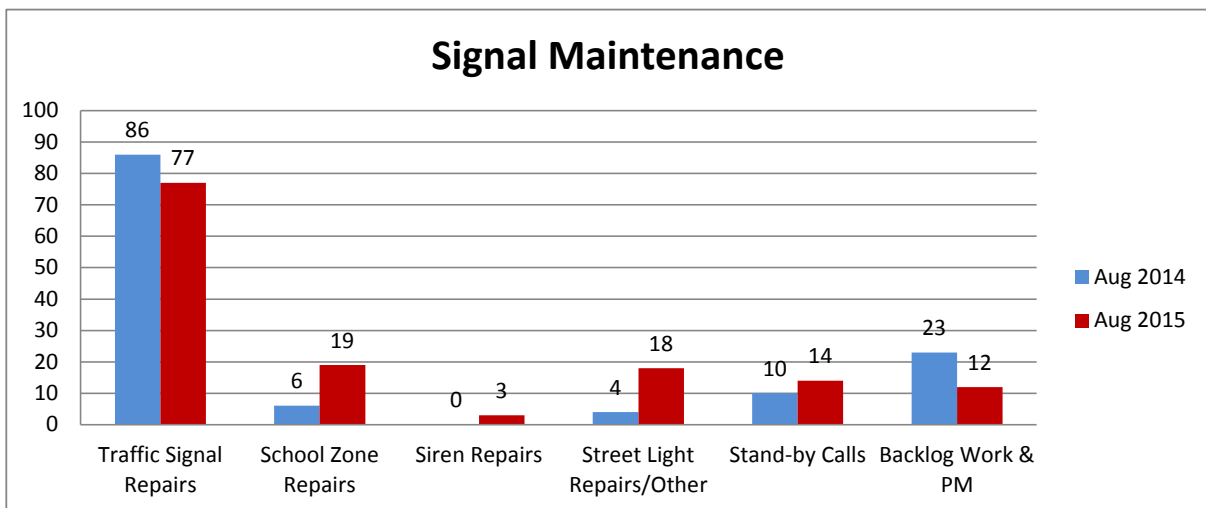
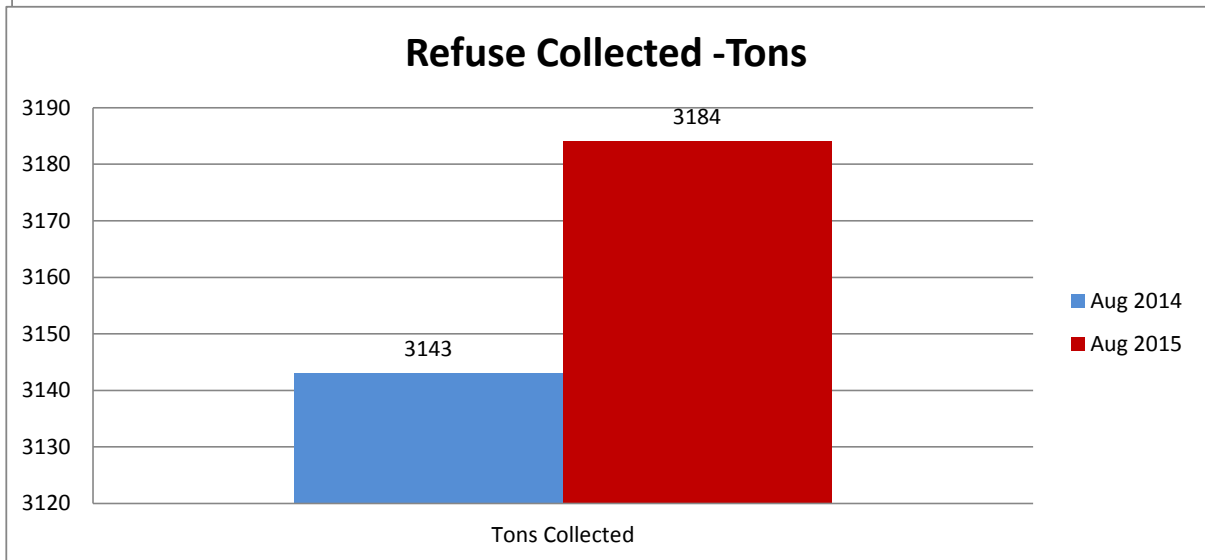
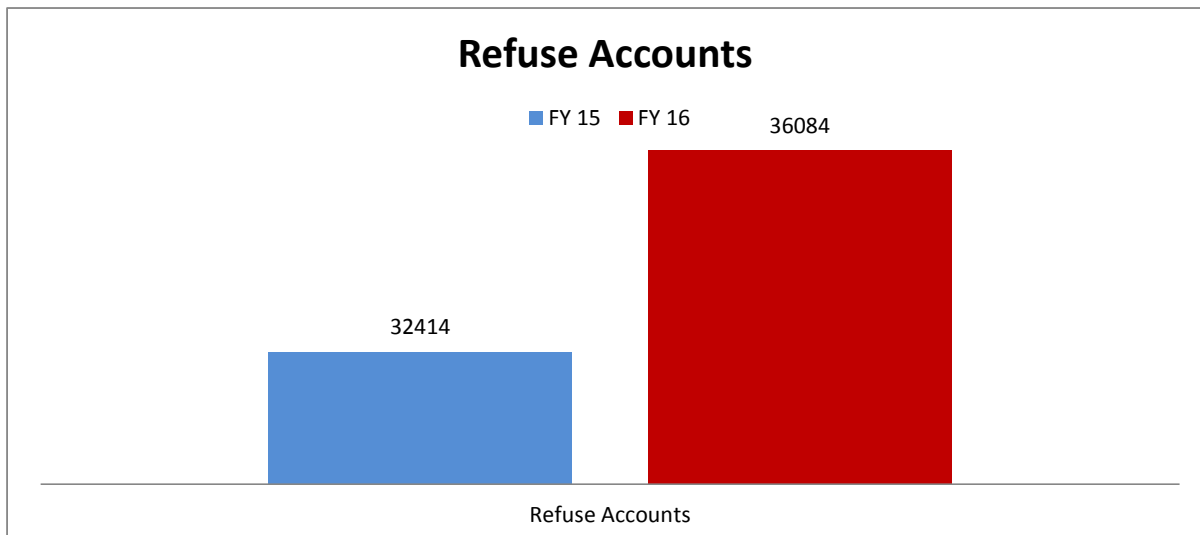
Prepared: 9/16/15, 8:15:38

8/01/15 to 8/31/15

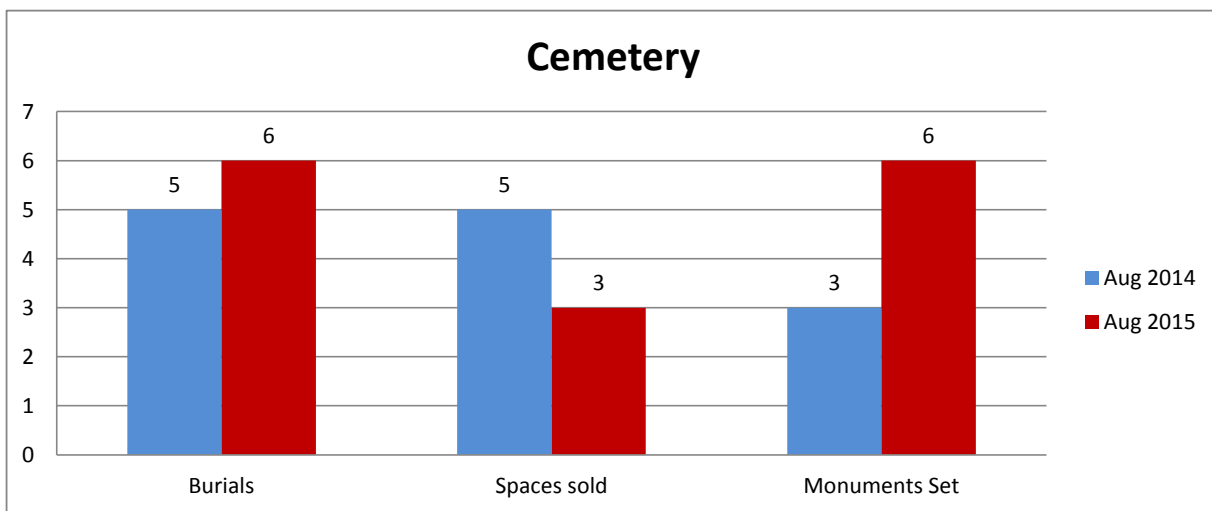
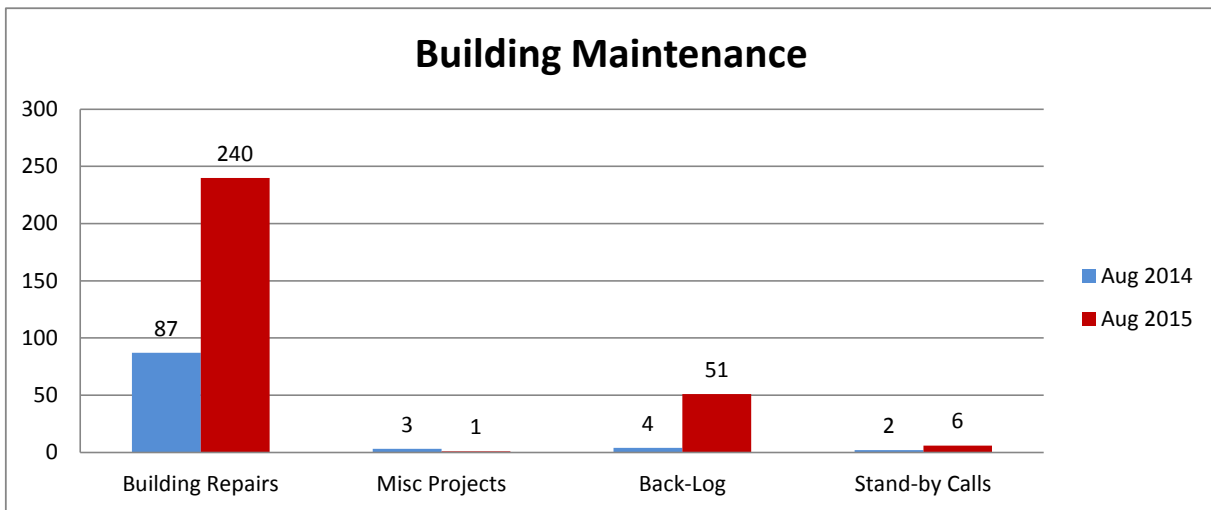
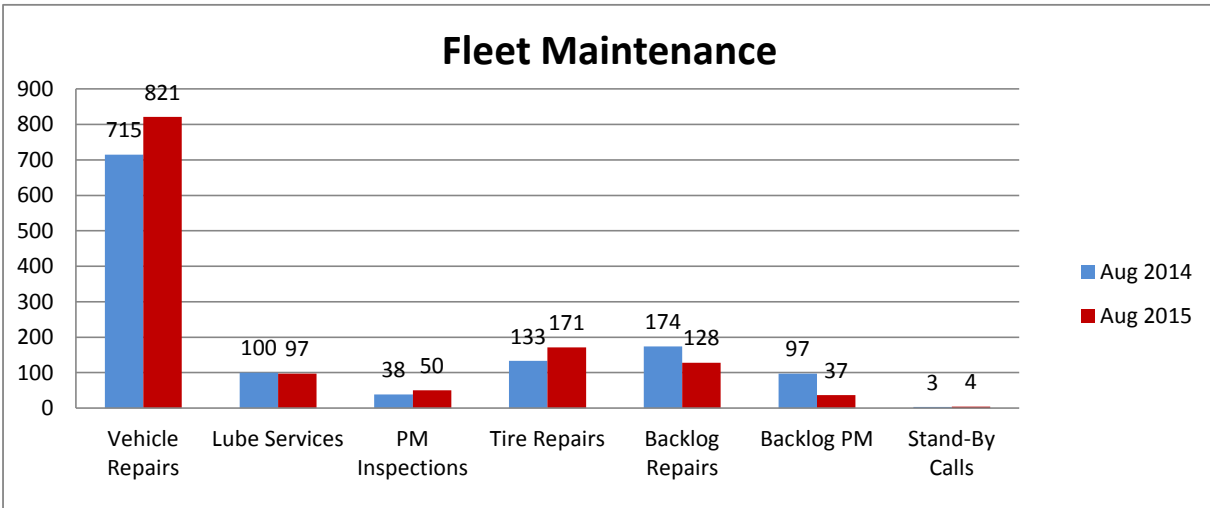
Program: FI263L

Fire incidents with dollar loss:			Dollar loss	Dollar value
2015-0006273-000	8/20/15	Outside rubbish fire, other 909 E ELGIN PL, BROKEN ARROW, OK, 74012	2	2
2015-0006308-000	8/21/15	Outside rubbish, trash or waste fire 2950 N 37TH ST, BROKEN ARROW, OK, 74014	2	200,000
2015-0006339-000	8/23/15	Outside rubbish, trash or waste fire 2900 W COLLEGE ST, BROKEN ARROW, OK, 74012	2	2
2015-0006352-000	8/23/15	Cooking fire, confined to container 1602 W ORLANDO ST, BROKEN ARROW, OK, 74011	400	370,000
2015-0006376-000	8/24/15	Building fire 19621 E 49TH ST, BROKEN ARROW, OK, 74014	1,600	2,100
2015-0006514-000	8/28/15	Passenger vehicle fire 710 N ASPEN AVE, BROKEN ARROW, OK, 74012	750	4,250
2015-0006567-000	8/30/15	Grass fire 1208 W VANDEVER BLV, BROKEN ARROW, OK, 74012	51	90,000
2015-0006574-000	8/30/15	Brush or brush-and-grass mixture fire 490 E NEW ORLEANS ST, BROKEN ARROW, OK, 74012	2	155,000
Totals:			25 incidents	53,531 5,561,028
Other incidents with dollar loss:			Dollar loss	Dollar value
2015-0005765-000	8/01/15	Alarm system activation, no fire - unintentional 8305 E MADISON ST, BROKEN ARROW, OK, 74014	2	2
Totals:			1 incidents	2 2

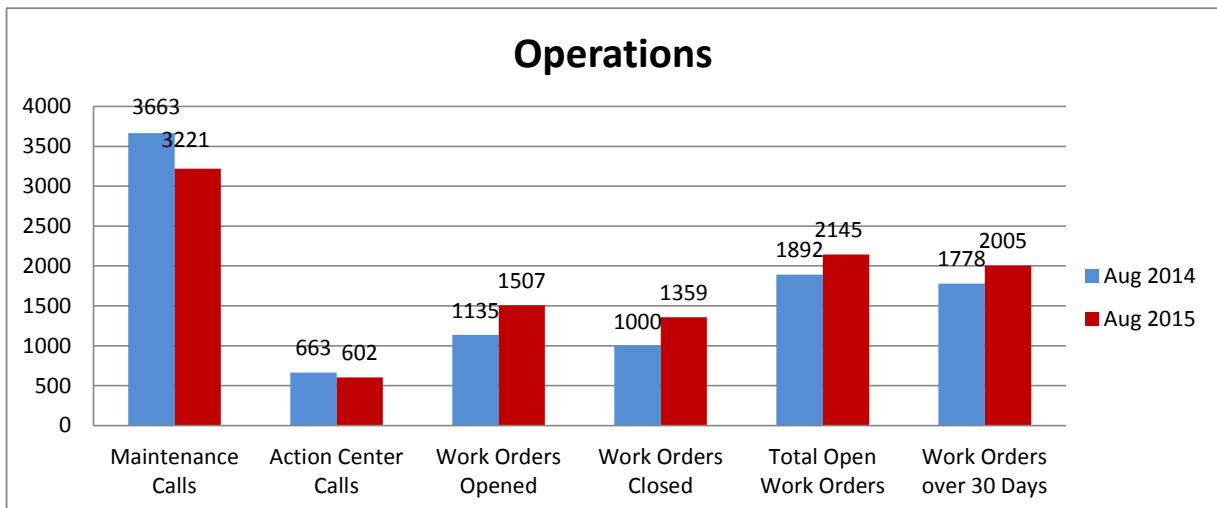
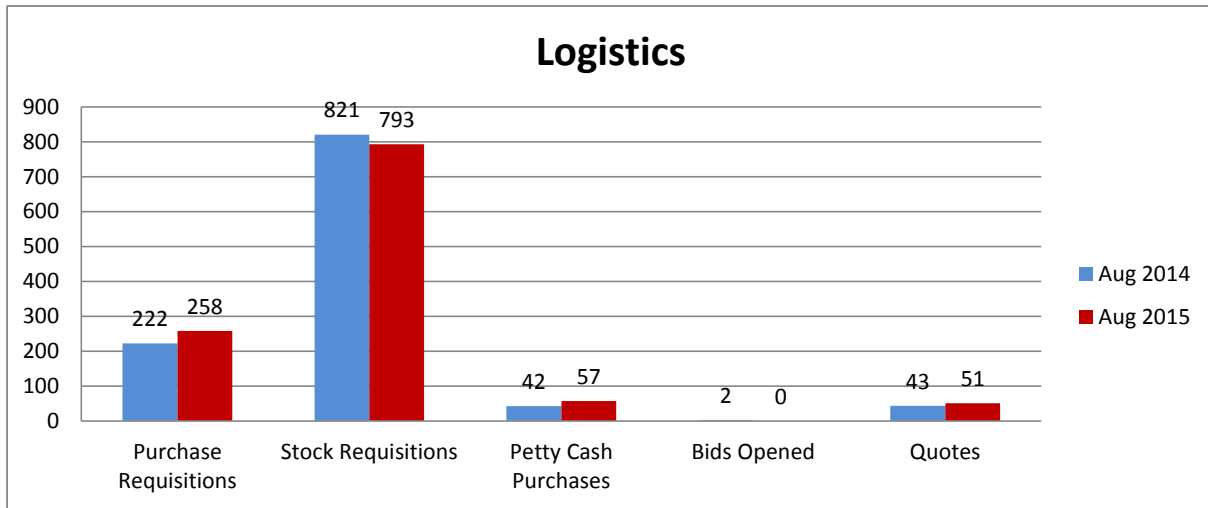
General Services Monthly Report August 2015



General Services Monthly Report August 2015



General Services Monthly Report August 2015



INTEROFFICE MEMO

To: Russell Gale, Acting City Manager

From: Norman Stephens, Assistant to the City Manager / Economic Development
Coordinator

Date: September 15, 2015

Re: Tulsa's Future Report

Sir, please find the attached Tulsa's Future Regional Economic Development Activity Update for August 1 – August 31, 2015.

**Regional Economic Development Activity Update
August 1 – August 31, 2015**

Announcements & New Jobs Created

- New Jobs Created
 - Number of new jobs created per month and year
 - Number of jobs greater/less than \$50,000

	Greater than \$50,000	Less than \$50,000	Total Jobs
For the month of August	274	331	605
Total for 2015	1,489	983	2,472
Total for 2014	3,259	2,933	6,192
Total for 2013	2,484	3,514	5,998
Total for 2012	2,425	1,078	3,503
Total for 2011	<u>4,100</u>	<u>4,105</u>	<u>8,205</u>
Totals for 2011-2015	13,757	12,613	26,370

Business Attraction

Describe the efforts and results to attract business with regards to:

- New Prospects & Site Visits/Number of New Prospects and/or Site Visits
Current Month: 1
Year-to-Date: 13
- New Inquiries – Proposals Submitted
Current Month: 7
Year-to-Date: 19
- Open Projects – Phase 2/Additional Information Submitted
Current Month: 3
Year-to-Date: 7
- Lead Development
Current Month: 6
Year-to-Date: 51

Lead Development Companies

Cree, Inc., WILBERT, INC., PLASTEK INDUSTRIES, INC., Qorvo, Inc., JAY INDUSTRIES, INC., La France Corp.

ID	Start Date	Number of Jobs	Status	Target Industry	Community	New Business/Expansion
362	8-11-2015	300	Active	Manufacturing	Tulsa Region	New Business
364	8-19-2015	n/a	Active	Industrial	Tulsa Region	New Business
365	8-19-2015	30-80	Active	Manufacturing	Tulsa Region	New Business
366	8-19-2015	70-100	Active	Manufacturing	Tulsa Region	New Business
367	8-19-2015	25	Active	Manufacturing	Tulsa Region	New Business
368	8-19-2015	n/a	Active	Information Technology	Tulsa Region	New Business
369	8-25-2015	100	Active	Manufacturing	Tulsa Region	New Business

Regional Partner Scheduled Appointment Opportunities

We would like to extend the opportunity for you to attend any or all of these scheduled appointment events. We will be setting up scheduled appointments with site consultants and corporate real estate executives in the targeted cities below. In order to participate, we ask that you inform us of your participation by the deadline and arrange for your individual travel expenses.

Scheduled Appointments for 2015

Destination	Participation Deadline	Scheduled Appointment Dates	Communities Attending
Phoenix, AZ	January 17	February 17-19	
Minneapolis, MN	March 1	March 31-April 2	City of Owasso
Chicago, IL	June 4	July 7-9	City of Owasso & Muskogee City-County Port Authority
Dallas, TX	July 2	August 4-6	Claremore Industrial & Economic Development Authority
North Carolina/South Carolina	September 11	October 12-15	Muskogee City County Port Authority, MidAmerica, ODOC & Owasso

Business Retention & Expansion

Existing Company Visits

Current Month: 71

Year to Date: 532

Total for 2014: 700

External Marketing

Dallas Scheduled Appointments, August 4-6

Director of Existing Business & Energy traveled to Dallas, TX with the Executive Director of Industrial & Economic Development for Claremore, OK for scheduled appointments with site location consultants. Over-arching themes from conversations with consultants included emphasis on back-office/regional headquarters projects and food manufacturing projects that are seeking existing facilities. One consultant complimented Oklahoma on their highly competitive state incentive programs, and encouraged communities to know how those incentives lend themselves to better effective tax rates.

Regional Partner Meetings

- November 3, 2015 – Broken Arrow Chamber of Commerce, 210 N Main St, Broken Arrow

All Meetings 12:00 p.m. to 1:30 p.m.

Regional Partner Educational Forums with National Site Consultants

- March 2015 – Josh Bays, Principal, Site Selection Group, LLC, Dallas, TX
- April 2015 – Mac Holladay, President/CEO & Founder, Market Street Services
- July 2015 – Courtney Dunbar, Economic Development Leader, Olsson Associates

INTEROFFICE MEMO

To: Russell Gale, Acting City Manager

**From: Norm Stephens, Assistant to the City Manager / Economic Development
Coordinator**

Date: September 17, 2015

Re: One Voice 2016 Legislative Agenda

Sir, in June, July and August of 2015 I sat on the Tulsa Regional Chamber of Commerce's Development, Economy and Taxes Task Force. On September 16th, I attended the One Voice Summit to review each list from all disciplines and vote on the final product. Attached are the 2016 State and Federal priorities.



2016 OneVoice Legislative Agenda

2016 State Priorities

- **Address the Teacher Shortage**
 - › Improve the ability of Oklahoma's K-12 public schools to attract and retain effective teachers by increasing teacher pay, incentivizing education for new teachers, eliminating barriers for out-of-state teachers and returning retirees, and improving job satisfaction. Specifically, Oklahoma should increase its average teacher salary to a level competitive with surrounding states while exploring strategies to reform step pay increases. The state should also create a student loan debt forgiveness program; offer merit-based tuition waivers for aspiring teachers; add flexibility and affordability in obtaining teaching certifications; offer extra support for English Language Learner and special education teachers; and review statutes on teacher-student ratios. Oklahoma's ability to fill its growing teacher shortage with quality, effective teachers is crucial to the college and career success of its students and the sustainability of its workforce.

- **Expand Insure Oklahoma**
 - › Expand Insure Oklahoma to reduce the number of uninsured Oklahomans by accepting federal funds. This will create a healthier workforce, which is paramount to an economically viable Oklahoma.

- **Gilcrease Expressway**
 - › Support the building of the Gilcrease Expressway, in particular the Arkansas River Bridge through a funding partnership with the City of Tulsa, Tulsa County, Oklahoma Department of Transportation, Oklahoma Turnpike Authority and tribal governments to expedite this long overdue transportation system.

- **Municipal Funding Diversification**
 - › Support legislation to preserve and diversify sources of revenue available to municipalities. Key initiatives include preserving and strengthening cities' authority to promote economic development activities within their borders; and supporting collaborative efforts by municipalities and telecommunications companies to identify a solution that reforms, upgrades, and funds 9-1-1 public safety services delivered by municipalities.

- **Criminal Justice Reform**
 - › Support sentencing reforms and rehabilitation programs that enable nonviolent offenders to reenter the workforce faster and reduce the financial strain on Oklahoma's criminal justice system. Overly-punitive measures for drug users and other nonviolent offenders have given Oklahoma one of the nation's highest incarceration rates, contributing to workforce shortages, harming economic growth and overburdening taxpayers. A stronger focus on rehabilitation would reduce recidivism, lessen the



2016 OneVoice Legislative Agenda

burden on prisons and safety net programs and enable more ex-offenders to contribute meaningfully to Oklahoma's economy.

- **Defend Existing Road Funding and Dedicate Motor Vehicle Fees**

- › Defend all existing road funding; prevent any diversion of monies; and support increased funding for transportation by developing an adequate, comprehensive funding strategy and financing plan to broaden the sources of funds and increase the total amount going to transportation statewide to support the Oklahoma Department of Transportation's Eight Year Plan, the County Improvement for Roads and Bridges Five Year Plan, the municipal Street and Alley Fund, and the expedited construction of Oklahoma's planned weigh stations. Support moving the remaining twenty-five percent of motor vehicle fees, which currently go into the state general revenue fund, to transportation priority areas which may include state highways, city and county roads and bridges, and public transit.

- **Modernizing Oklahoma's Adult Beverage Laws**

- › Support efforts to comprehensively modernize Oklahoma's adult beverage laws to encourage economic development and job growth, meet market demand from our state's citizens, and create a competitive marketplace for Oklahoma's businesses. Specific measures should include: eliminating the distinction between low-point beer and stronger beer; permitting consumers to purchase beer and wine 7 days a week; and allowing direct-to-consumer sales for small brewers, wineries and distilleries to promote industry competition and growth.

- **Healthcare Workforce expansion**

- › Expand the healthcare workforce in urban and rural Oklahoma through the following means: 1) fully fund Physician Manpower Training Commission programs, including FQHC-based Teaching Health Center primary care residency programs; 2) expand the Oklahoma Hospital Residency Training Act to include community based training following the Teaching Health Center model; 3) utilize all available state and federal resources for existing Teaching Health Center residency programs; and 4) support reforms that will allow Nurse Practitioners and Physician Assistants with appropriate levels of training and experience to practice to the full extent of their license without the physical presence of a supervising physician.

- **Fund Behavioral Health and Substance Abuse Services**

- › Support enhanced funding for both in-patient and out-patient treatment programs for behavioral health and substance abuse services. This should include funding for the Oklahoma Department of Mental Health and Substance Abuse Services' "Smart on Crime" initiative to reduce the need for incarceration by identifying and treating behavioral health and substance abuse issues at early diversion points within the criminal justice system.



2016 OneVoice Legislative Agenda

- **Simplify Graduation Requirements**

- › Simplify and strengthen Oklahoma's high school graduation requirements by replacing state-mandated end of instruction assessments with the ACT, while including multiple indicators of student success. This would reduce students' testing burden, allowing more time for classroom instruction; save costs for families, schools and the state; and align graduation requirements with a nationally-benchmarked measurement of student success that meets college and career expectations.



2016 OneVoice Legislative Agenda

2016 Federal Priorities

- **Position Tulsa for F-35 Operations**
 - › Support the Tulsa Air National Guard Base in positioning the 138th Fighter Wing for selection as an operating location for the next generation fighter aircraft, the F-35 Lightning II. With an economic impact of more than \$530 million to the community, the base employs more than 1,200 citizen soldiers and plays a key role in the defense of this nation and the continued vibrancy of the Tulsa region's economy.

- **McClellan-Kerr Arkansas River Navigation System**
 - › Support increased appropriations for the McClellan-Kerr Arkansas River Navigation System (MKARNS) to overcome the approximate \$100 million in critical maintenance backlog projects which, per definition of the Corps of Engineers, have a greater than 50% chance of failure within the next five years. A single failure threatens to shut down the full navigational system causing severe economic hardship for the businesses and consumers in Oklahoma who rely on the system. The economic impact to Oklahoma's economy from such a shutdown is estimated to be \$2 million per day. Additionally, support efforts to establish an emergency response mechanism whereby industry, stakeholders, or States can assist in addressing an infrastructure failure on the waterway through public/private partnerships with the goal of reestablishing navigation as soon as possible.

- **Multi-Year Surface Transportation Reauthorization**
 - › Support the reauthorization of federal surface transportation programs (MAP-21), including robust measures to permanently and adequately fund the Highway Trust Fund and continued flexibility for a coordinated local- and state-based decision-making process. The economic success of our country relies upon the strength of our transportation infrastructure. States must have long-term predictability in planning to meet their infrastructure needs, and a sustainably funded Highway Trust Fund is critical to providing that infrastructure security. Of key importance are the following regional high-priority projects: widening of I-44 from I-244 east to the Will Rogers Turnpike; widening I-44 from the Arkansas River west to I-244 (Red Fork Expressway); expansion of U.S. 169 to six lanes north to State Highway 20; construction of a four-lane Port Road on Highway 266 from U.S. 169 to the Port of Catoosa, and from the Port of Catoosa to I-44; expansion of US-75 to six lanes from State Highway 11 to State Highway 67; and the implementation of high-priority transit corridors.

- **Collection of Online Sales/Use Taxes**
 - › Support passage of the Marketplace Fairness Act or other federal legislation which will ensure that the sales and use taxes already owed from online purchases are fairly and effectively reported, collected, and remitted.



2016 OneVoice Legislative Agenda

- **Arkansas River Corridor Development**
 - › Support efforts to expedite the implementation of the Arkansas River Corridor Project for river infrastructure improvements. Allow federal match credit to be accrued for state and local expenditures in order to advance construction activity while preserving the Tulsa region's access to future federal funding for this federally authorized project.

- **Graduate Medical Education**
 - › Support continued and expanded funding for Graduate Medical Education/Residency Programs through the following efforts: (1) restore full funding and establish permanency to the Teaching Health Center program in both rural and urban areas; (2) remove the cap on Medicare DGME and IME-funded positions; (3) and reallocate unused residency slots from other states to existing residency/fellowship programs, including THC programs, in Oklahoma with priority in current physician shortage areas.

- **Long-term Insure Oklahoma Waiver Reauthorization**
 - › Encourage flexibility in negotiations to grant a long-term reauthorization of Oklahoma's Section 1115 waiver for Insure Oklahoma. Uncertainty in the long-term future of Insure Oklahoma has hurt enrollment and resulted in the exclusion of thousands of Oklahomans who would be eligible for coverage even under current requirements.

- **ESEA and HEA**
 - › Support the reauthorization of the Elementary Secondary Education Act (ESEA) and the Higher Education Act (HEA) and fully fund federal mandates.

- **Federal Immigration Reform**
 - › Support comprehensive immigration reform that enables the U.S. to attract the best and brightest talent from around the world. Steps should be taken to secure borders and establish reasonable, affordable and efficient visa policies that empower American businesses to hire essential workers and remove barriers for top talent to work in the U.S. Oppose further state legislation related to immigration reform.

- **Eliminate Restrictions on Oil and Gas Exports**
 - › Eliminate all federal restrictions on the export of domestically produced oil and gas. U.S. oil and gas production has grown significantly, but the current export restriction places an artificial ceiling on their growth. The export of oil and gas would provide a positive trade benefit to the U.S. economy, while strengthening domestic oil producers against their foreign competitors.

2. GENERAL CORRESPONDENCE / NOTIFICATION



INTEROFFICE MEMO

To: Russell Gale, Interim City Manager

From: David N. Boggs, Chief of Police 

Date: September 10, 2015

Re: **Animal Shelter**

Attached please find the press release regarding the new surgical suite now open at the Animal Shelter for on-site spay/neuter services.

DNB:trl

Attachment



BROKEN ARROW POLICE DEPARTMENT

1101 N 6th Street, Broken Arrow, OK 74012

PHONE: (918) 259-8400; FAX: (918) 251-2427

Press Release No.:

Date: 09-03-15

Subject: Surgical Suite now open at the BA Animal Shelter

Authority/Title: Director Lanny Dampf

Phone Number: 918-259-8311

In August 2011 the City of Broken Arrow opened a new 13,500 square feet Animal Shelter. The building was designed with the future in mind, and was built with space for a surgical suite in anticipation of performing spay and neuter surgeries on site. During the last four years the Director of the Animal Shelter, Lanny Dampf, has worked tirelessly to see this vision come to fruition, and that time has now come.

With much research, work, desire and the purchase of \$15,000.00 worth of equipment, that surgical suite is now ready to be opened and utilized. In the past adopted animals would be transported twice a week to Spay Oklahoma in Bixby OK, by animal control officers. This was the first spay and neuter program for the City of Broken Arrow. Now these surgeries will be done on site, again a first for the City of Broken Arrow.

Through our relationship with Spay Oklahoma we were able to acquire the services of Dr. Jennifer Livesay. Dr. Livesay is a graduate of Oklahoma State University College of Veterinary Medicine and is currently employed with Spay Oklahoma. Under the new agreement, she will now come to our facility twice a week to perform spay or neuter operations on adopted animals. This will assist in shortening the length of time between adoption and the new owners being able to take their new pets home.

We are very excited about this new chapter for our Animal Shelter and look forward to continue providing excellent service to the generous and supportive citizens of Broken Arrow.

Contact: Krista Flasch
Director of Communications
City of Broken Arrow
Phone: (918) 259-2400, ext. 5309
Mobile: (918) 409-7771
Fax: (918) 259-8226

BAFD Receives \$1.1 Million Grant to Hire 9 Firefighters
Funding covers two years of salaries, benefits

Broken Arrow, Okla. (9/16/2015) – The Federal Emergency Management Agency (FEMA) has awarded the Broken Arrow Fire Department a \$1,090,791 Staffing for Adequate Fire and Emergency Response (SAFER) grant to hire nine (9) new firefighters. The grant will bring the Fire Department closer to its authorized staffing level, so that it can continue to provide superior fire protection and advanced medical care to the citizens of Broken Arrow.

The 2014 SAFER grant will provide 100 percent funding for salaries and benefits of nine (9) entry level firefighters for a period of two years. This performance period begins February 21, 2016, and will conclude on February 20, 2018.

“The SAFER grant is a windfall for the Fire Department and will allow us to put nine new firefighters on the streets immediately,” said Fire Chief Jeremy Moore. “We are hopeful that voters will approve the Vision 2025 extension on November 10, which will provide the dedicated funding to retain these firefighters when the grant funds expire in 2018.”

During the two year performance period, the Broken Arrow Fire Department will be required to maintain the staffing level that existed at the time of the award, in addition to the SAFER-funded positions. The current staffing level is 141, with an authorized strength of 153. A hiring process is currently underway, and the goal will be to hire 21 new cadets with an expected start date of November 2, 2015. Of the 21 cadets, nine (9) of the new firefighters will be funded by the SAFER grant increasing the authorized strength to 162. Upon completion of the two year performance period, the City of Broken Arrow is under no obligation to retain the positions funded by the SAFER grant. If the citizens of Broken Arrow vote to approve the Vision 2025 extension, sufficient funding would exist to retain these new employees.

###

VOTE TUESDAY



NOV 10, 2015

VISION 2025 RENEWAL

- ✓ HIRE FIREFIGHTERS
- ✓ HIRE POLICE OFFICERS
- ✓ PURCHASE PUBLIC SAFETY EQUIPMENT
- ✓ IMPROVE STREETS & SIDEWALKS
- ✓ EXTENSION OF EXISTING TAX = NO TAX INCREASE IN TULSA COUNTY

for BROKEN ARROW



All SALES TAX REVENUE COLLECTED in Broken Arrow from the
VISION 2025 RENEWAL will stay in Broken Arrow!

- ✓ HIRE FIREFIGHTERS
- ✓ HIRE POLICE OFFICERS
- ✓ PURCHASE PUBLIC SAFETY EQUIPMENT
- ✓ REPAIR ROADS
- ✓ FIX SIDEWALKS
- ✓ IMPROVE STORMWATER
- ✓ IMPROVE TRAFFIC FLOW

The City of
Broken Arrow has...

347

SUBDIVISIONS

more than...

2/3

need

**MAJOR
ROAD
REPAIRS**



BROKEN ARROW

Where opportunity lives

INCREASES to CITY POPULATION and RESPONSES have significantly outpaced the growth of the **BROKEN ARROW POLICE DEPARTMENT.**

TULSA
ONE OFFICER - **508** CITIZENS

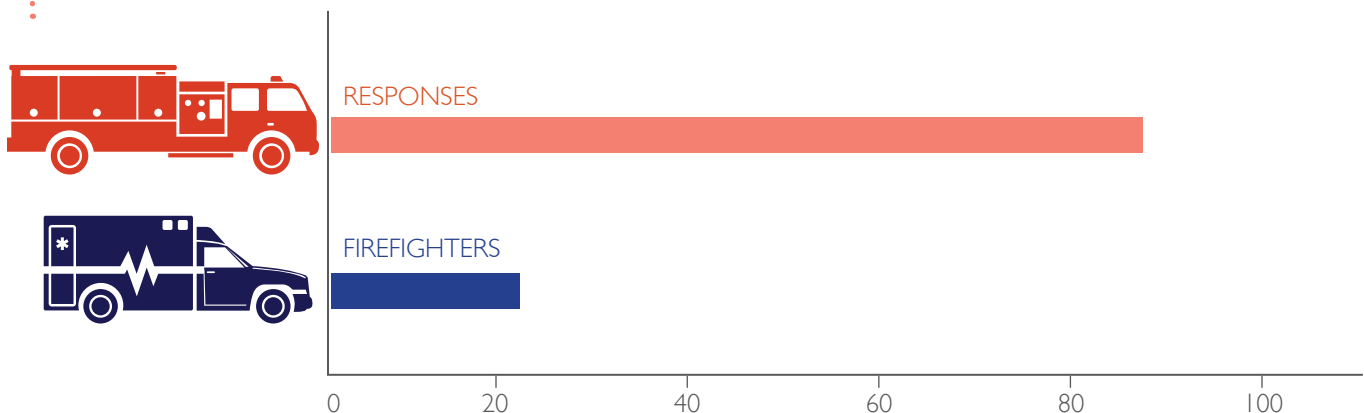


BROKEN ARROW
ONE OFFICER - **807** CITIZENS



In the last 10 years, RESPONSES by the BROKEN ARROW **FIRE DEPARTMENT** grew by **88%**.

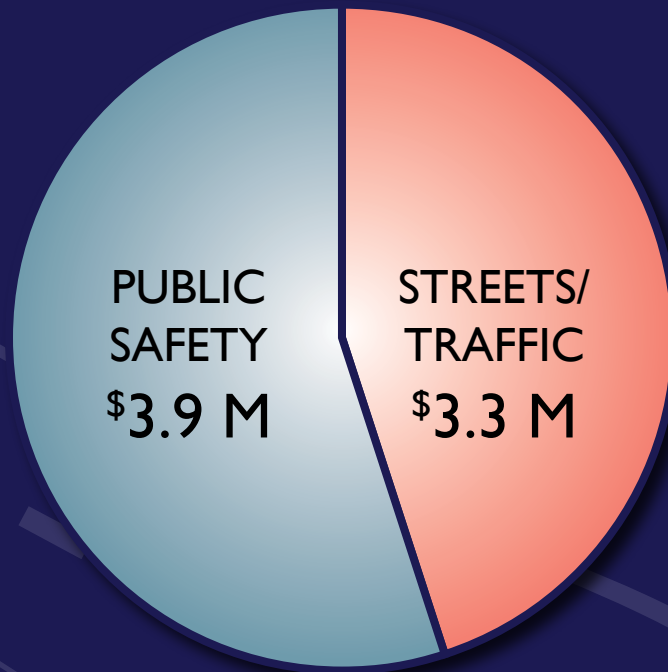
Full-time FIREFIGHTER/PARAMEDICS increased only **22%**.



VOTE TUESDAY • NOVEMBER 10, 2015

20 NEW
POLICE OFFICERS

REPAIR
118
LANE MILES



20 NEW
FIREFIGHTERS

IMPROVE
TRAFFIC
FLOW

Here are the two propositions you'll see on the November 10 ballot.

PROPOSITION #1

"Shall Ordinance No. 3360 adopted on the 24th day of August, 2015 which levies and assesses a sales tax of three tenths of one percent (.30%) in addition to the present city and state sales tax upon the gross proceeds or gross receipts on certain sales as therein defined for the purpose of funding the staffing of Public Safety personnel, and the acquisition and replacement of Public Safety vehicles, equipment, technology and apparatus for a term beginning January 1, 2017 and continuing until repealed, defines terms; prescribes procedures, remedies, lien and fixes penalties, be approved?"

PROPOSITION #2

"Shall Ordinance No. 3361 adopted on the 24th day of August, 2015, providing for the assessment of a sales tax of twenty-five hundredths of one percent (.25%) in addition to the present city and state sales tax upon the gross proceeds or gross receipts on certain sales as therein defined for the purposes of improving, constructing and maintaining city streets, sidewalks, and related stormwater improvements, including the acquisition and replacement of machinery, equipment and materials, and including the installation of traffic control devices and signalization for a term beginning January 1, 2017 and continuing until repealed, defines terms; prescribes procedures, remedies, lien and fixes penalties, be approved?"



Read FAQs at
www.brokenarrowok.gov/visionalive

BROKEN ARROW

Where opportunity lives

918-251-5311



September 3, 2015



Russell Gale
City Manager, City of Broken Arrow
220 S. First Street
Broken Arrow, OK 74012

Dear Russell ,

The following channel changes will occur for Cox Communications and Cox Business customers.

On or after October 6th, 2015

- Oxygen channel 171 will be available to all Digital Essential and Mix Pak customers and a digital receiver or Cable CARD is required to view this channel.
- Oxygen HD channel 1171 will be available to all Digital Essential and Mix Pak customers and an HD digital receiver or Cable CARD is required to view this channel.
- Heroes and Icon (KMYT DT4) channel 77 and 1077 will be available to Digital Starter customers and a digital receiver or Cable CARD is required to view this channel.
- NBC Universo HD channel 1732 will be available to Variety, Latino Pak and Mix Pak customers and an HD digital receiver or Cable CARD is required to view this channel.
- H2 HD channel 1133 will be available to Sports and Info Pak customers and an HD digital receiver or Cable CARD is required to view this channel.

Consumer-owned devices equipped with a CableCARD may require an advanced TV set top receiver or Tuning Adapter in order to receive all programming options offered by Cox Advanced TV.

We are truly grateful for the opportunity to serve your community. If you have any questions regarding these changes, please contact me at (405) 286-5061 or robbie.squires@cox.com.

Best Regards,

A handwritten signature in blue ink that reads "Robbie Squires".

Robbie Squires
Government Affairs Manager
Cox Communications



INTEROFFICE MEMO

To: Honorable Mayor and City Councilors
From: Russell Gale, Acting City Manager
Date: September 18, 2015
Re: News Article: Broken Arrow Featured in Tulsa Magazine

Please find the attached news article featuring several Broken Arrow businesses along with the Broken Arrow Pride Marching Band.

Respectfully submitted,

A handwritten signature in black ink, appearing to read "Russell Gale". The signature is fluid and cursive, with a large initial "R" and "G".

Russell Gale

jmh

Attachment



TULSA MAGAZINE
ISSUE 01 / FALL 2015

**THE CULT OF
THE CUFF:**
FANS TURN RUSTIC CUFF
INTO A PHENOMENON

The Tulsa 100.


THE INSIDER'S GUIDE TO
EXPERIENCING TULSA.



THE BITE: 10 RESTAURANTS YOU HAVEN'T TRIED BUT SHOULD

HOW I GOT HERE: ELLIOT NELSON, IN HIS OWN WORDS

THE TULSA 100



PHOTOS BY TIMOTHY TAI TULSA MAGAZINE



Explore a hidden nature preserve

19.

It's not easy to find the Ray Harral Nature Park, but once you do, it is nothing short of surprising. Tucked behind Ernest Childers Middle School in Broken Arrow, this pristine gem offers easy access to nature. Mature trees and walkable paths wind and intersect between neighborhoods and parking lots. Make sure to find the suspension bridge.

*For over 35 years,
your ride has started here*

Honda of Tulsa

HONDA OF TULSA SportsCenter

HONDA OF TULSA SportsCenter

*Proudly selling and servicing
Honda Motorcycles and ATV's*

www.hondaoftulsa.com • 918.744.5551



PHOTO BY JAMES GIBBARD TULSA MAGAZINE

Lace up and couple's skate at Skateland

92.

Opened in 1968 near 11th Street and Sheridan Road, Skateland has 12,600 square feet of well-polished maple,

making it the best roller rink in town. And, well, the only roller rink in town. The best time to hit the floor is right after the DJ calls a "couple's skate" — sure to happen several times every Friday and Saturday night — so a special someone can help you not fall down.



March along with The Pride

93.

Football isn't the only reason to show up to Broken Arrow Memorial Stadium on Fridays in the fall.

The Pride of Broken Arrow marching band has won two Bands of America Grand National championships (2006 and 2011), finished national runners-up two of the past three years and claimed 13 straight state marching titles.

Broken Arrow's band performances are more Broadway show than high school halftime. The Pride has grown into one of the most watched programs in the nation thanks to a combination of high-energy marching, musical mastery and captivating choreography that leaves marching fans breathless every year.

Go after the stripers and wipers

94.

Anglers know the Arkansas River from Broken Arrow through

Tulsa to Keystone Dam is a hometown fishing hot spot, especially for hard-fighting silver-rocket striped bass — often 10 to 15 pounds and occasionally even larger. The Oklahoma Department of Wildlife Conservation collects eggs from those stripers below Keystone Dam to raise fish for one of the state's most popular stocking programs. They cross the stripers with native white bass and create hybrids, sometimes called "wipers," and one of the best places in the state to catch a few fillets for a fantastic dinner is right up the road at Skiatook Lake.



See the sights from the ORU Prayer Tower

95.

Thousands of people each year visit the prayer tower at the center of the Oral Roberts University campus, 7777 S. Lewis Ave. ORU

founder Oral Roberts made a practice of praying in the 200-foot tower, built in 1967. It has rooms for private, individual prayer and group prayer on the main floor, and in the 360-degree observation deck, with its commanding view of the campus and the city. It's free and open to the public noon to 5 p.m. Monday through Saturday.



PHOTO BY MAT BARNARD TULSA MAGAZINE



Smokies BBQ

5251 E. Kenosha St., Broken Arrow, 918-357-1113

It's not so much hidden as it is remote for most Tulsa-area diners. Terrific 'cue with live blues music on Saturday nights. Take the Kenosha Street (71st Street) exit on the BA Expressway and go east about 2½ miles.


Featured: the three-meat combo plate with ribs, sliced pork, sliced brisket, Texas toast, coleslaw and baked beans

Hebert's Specialty Meats

2101 E. 71st St., 918-298-8400

New Orleans-style beignets paired with a cafe au lait is a slice of breakfast heaven. You can get them only 10 a.m. to noon Saturdays.

Featured: the beignets



Ichi-Ban Teriyaki

7982 E. 41st St.,
918-664-2933

It fronts 41st Street near a busy intersection, and I dare you to spot it from the street. I dare you to spot the little door sign from 10 yards away. Inside, Eiko Parris turns out some of the most beautiful kushiyaki and tempura dishes you've ever seen. Lunch Monday-Friday, dinner Friday-Saturday only.

Featured: the Japanese-style New York Strip steak with homemade teriyaki sauce.

3. SPECIAL EVENTS / ACTIVITIES



To: Russell Gale, Acting City Manager
From: Vaunda Olivera
CC: Scott Esmond, Lori Hill
Date: September 17, 2015
Re: Notes to Council – Updated upcoming events

UPCOMING EVENTS

On September 17th, the Special Events Committee met to review and discuss applications submitted for events. I have attached a copy of the agenda for your information.

ADDITIONAL INFORMATION

Night at the Museum The Broken Arrow Historical Society hosted a wonderful event this year. The Broken Arrow Historical Museum will be part of an exhibition by the National Archives, in collaboration with Smithsonian Institute and the Oklahoma Humanities Council. The exhibit is scheduled for May, 2017 and will feature “The Way We Worked” This year’s theme was 1940’s historical Broken Arrow in honor of the 40th anniversary of the Broken Arrow Historical Society.

Chalk it up! This year’s event will be taking place September 25 and 26th in the Rose District. Road will be closed at 5:00 p.m. on Friday the 25th to allow artists to begin their masterpieces. The event is open to the public at 9:00 a.m. on Saturday the 26th and will wrap up around 7:00 p.m. This year’s event features music by Miles and Kenzie, Robert Hoefling, Eric Himan, The Begonias and many more. The event will include food, street performers, artists, and vendors.

Lassos and Lace The Chamber of Commerce will be hosting a private event for employees and members at the Rose District Pavilion in the Rose District on October 3rd. This year’s event will feature local musicians, a photo booth, cigar tent, and much more. Additional details forthcoming.

Grilles and Grills This annual event is scheduled to take place in and around the Rose District. It will feature classic cars, trucks, motorcycles, craft vendors and a Kansas City Barbeque Society (KCBS) sanctioned competition. Teams from all over the region have committed to attend. Attendance is expected to be 10-15,000. Various roads in and around Main Street from Ft. Worth to Elgin will be closed Friday and/or Saturday for the event. Friday evening the event organizers have planned a VIP barbeque event at 1st and College.

Sunday Funday The Chamber of Commerce will be hosting a public event filled with family fun. They are planning music, food and fun for the whole family. This year’s event will feature a “big truck” event for hands on exploration of vehicles of all kinds, a “sand box” to dig for prizes and much more. Additional Details forthcoming.

Stepping out for Scleroderma This event is scheduled for October 24th from 10:00 a.m. to noon at the Event Park. The event is a walk and fundraiser and part of an awareness campaign for scleroderma. No roads will be closed for this event.

Night out Against Crime – This annual event is scheduled for October 31st in the Rose District. This event is sponsored by the Broken Arrow Police Department. Additional details forthcoming.