

To: Honorable Mayor and City Councilors
From: Michael Spurgeon, City Manager
Date: July 22, 2016
Re: Notes to Council

1. STAFF REPORTS / ITEMS REQUIRING IMMEDIATE ATTENTION

- General Services Department Monthly Report – June 2016
- Fire Department Monthly Report – June 2016
- Police Department Memo – 911 Fee Increase


2. GENERAL CORRESPONDENCE / NOTIFICATION

- 2016 OneVoice Regional Tourism Task Force Issue Statement
- Tulsa's Future Regional Economic Development Activity Report – June 2016

3. SPECIAL EVENTS / ACTIVITIES

- N/A

Respectfully submitted,



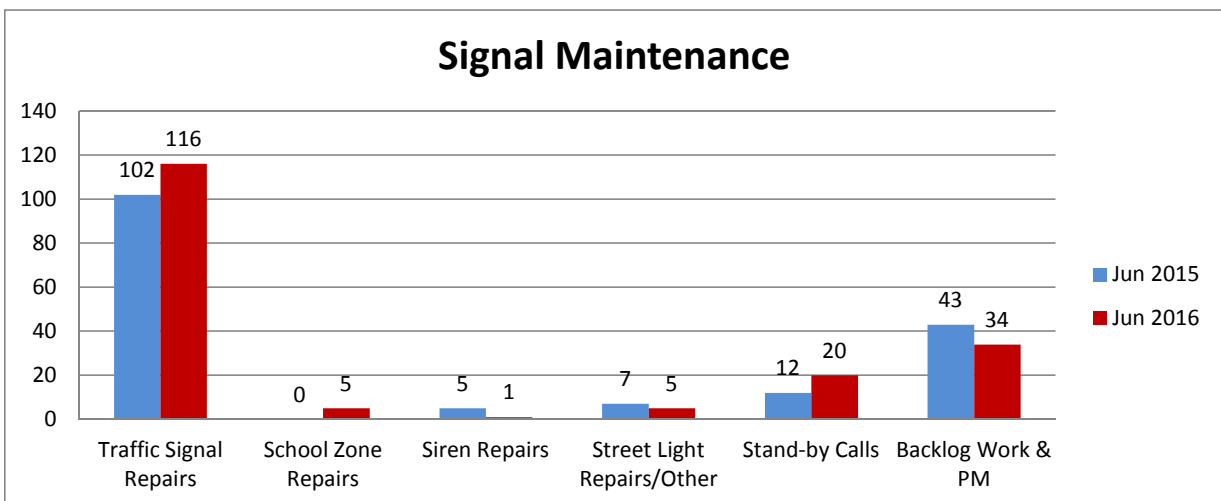
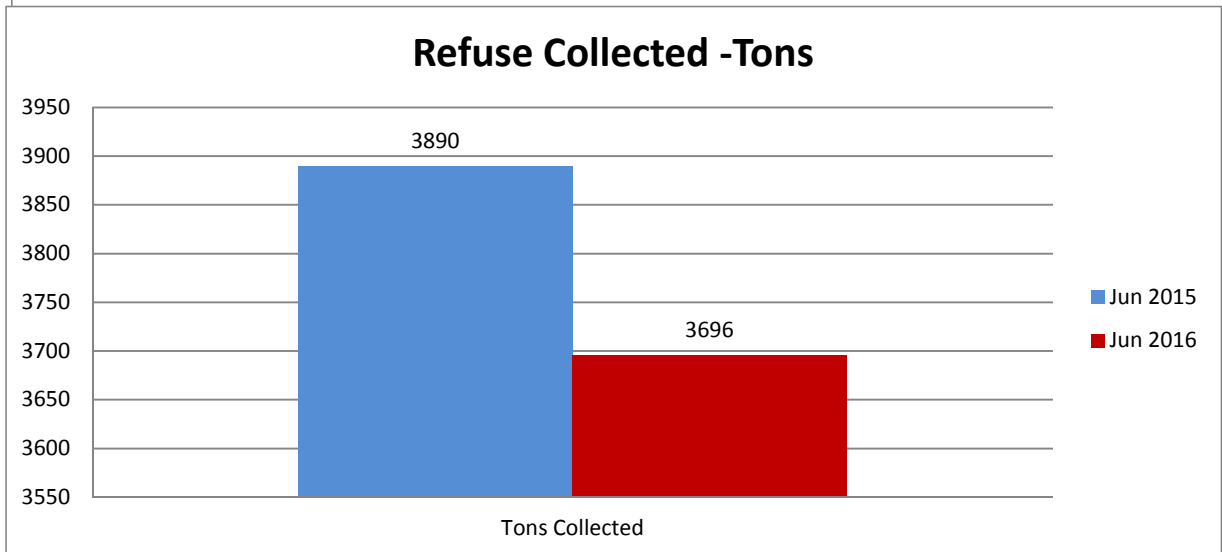

Michael L. Spurgeon

jmh
Attachments

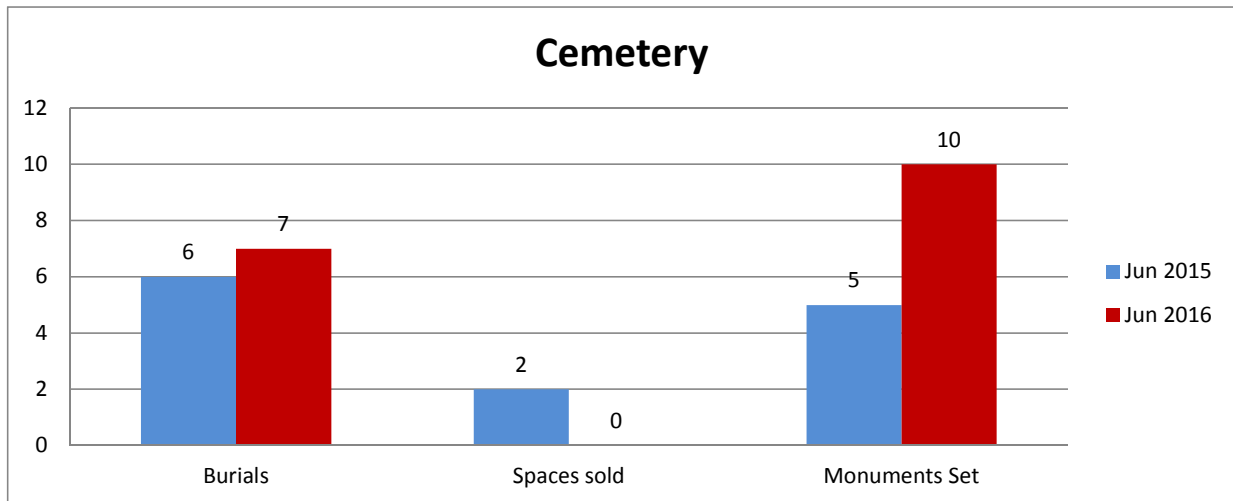
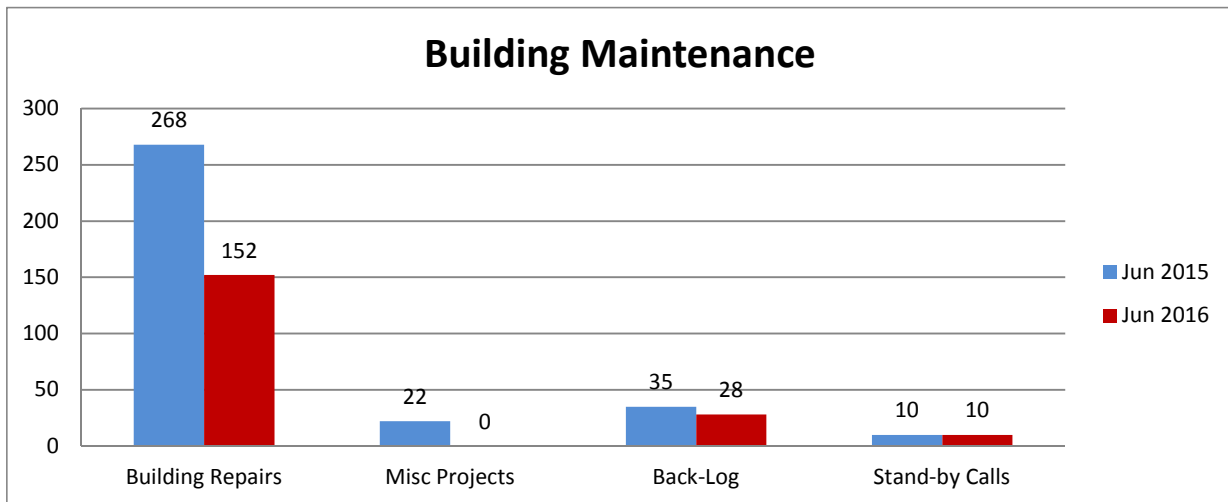
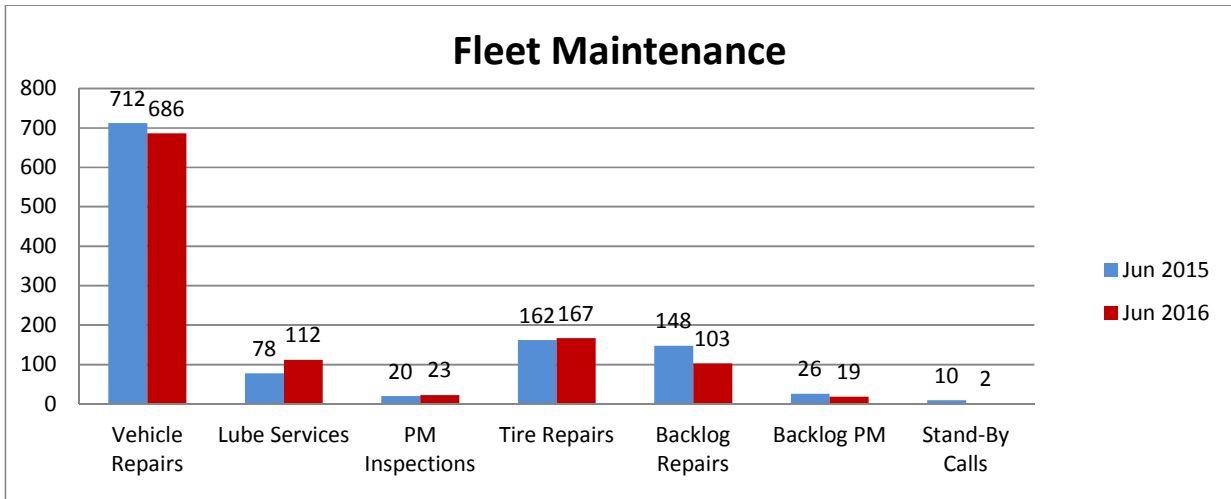
3. SPECIAL EVENTS / ACTIVITIES



General Services Monthly Report June 2016

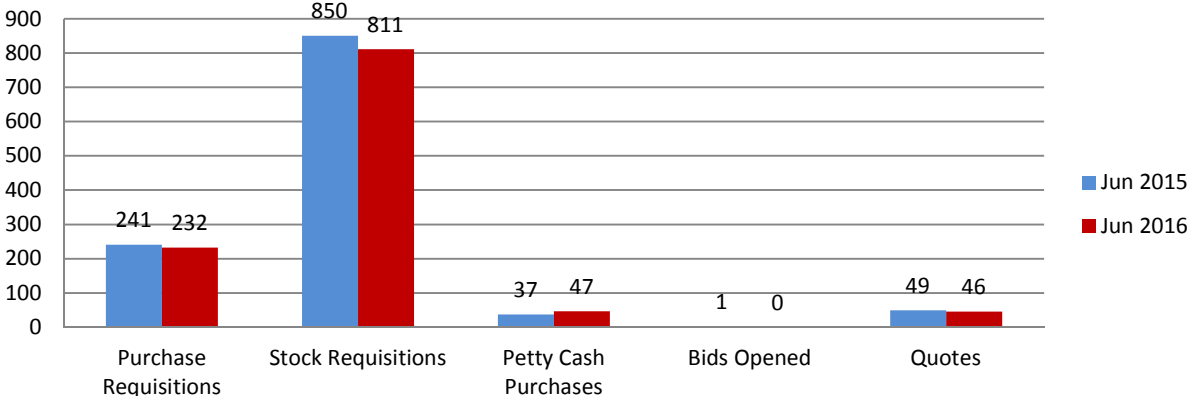


General Services Monthly Report June 2016

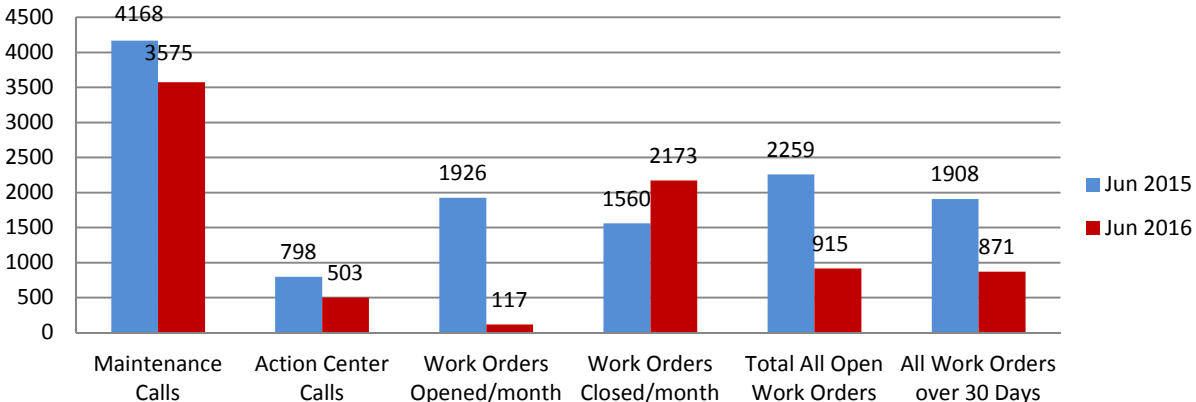


General Services Monthly Report June 2016

Logistics



Operations



INTEROFFICE MEMO

Broken Arrow Fire Department

To: Michael Spurgeon, City Manager
From: Office of the Fire Chief
Date: July 19, 2016
Re: June 2016 Monthly Report

Please see the attached reports detailing:

EMS Responses
Fire Responses
Fire Prevention Inspections
Fire Investigations
Fire & EMS Overview
Monthly Incident Summary Report



Broken Arrow Fire Department Monthly Report
June 2016

Page 1 of 4

	<u>This Fiscal Year</u>	<u>Last Fiscal Year</u>	<u>Percentage Change</u>
EMS Responses	742	746	-5%
Fire Responses	200	189	6%
Fire Prevention Inspections	106	48	120%
Fire Investigations	05	09	-44%
Total Training Hours	12,740	5,716	123%



Broken Arrow Fire Department Monthly Report
June 2016

	Station	Assist Other Stations	Assist EMS	
District 1	40	13	79	This Month
	462	192	1093	Total Fiscal Year
District 2	19	13	59	This Month
	439	142	867	Total Fiscal Year
District 3	19	08	31	This Month
	238	94	390	Total Fiscal Year
District 4	30	04	59	This Month
	334	78	576	Total Fiscal Year
District 5	30	11	84	This Month
	491	136	1063	Total Fiscal Year
District 6	41	10	102	This Month
	435	114	1016	Total Fiscal Year
District 7	38	03	103	This Month
	194	47	571	Total Fiscal Year
Total	217	62	517	This Month
	2593	803	5576	Total Fiscal Year
	7.2	2.1	17.2	Total Number Runs per Day



Broken Arrow Fire Department Monthly Report
June 2016

Fire Suppression Average Response Times

	This Month	Same Month Last F/Y	Total This F/Y	Total Last F/Y
Station #1 Eng 1	4:29	6:12	4:19	5:13
Station #2 Eng 2	4:37	5:21	4:37	5:28
Station #3 Eng 3	4:47	5:46	4:53	5:20
Station #4 Eng 4	6:19	5:47	6:29	5:58
Station #5 Eng 5	5:09	4:18	4:40	4:16
Station #6 Eng 6	5:17	5:22	4:54	5:10
Station #7 Eng 7	4:49	0:00	4:48	0:00
Total Average	5:05	5:28	4:58	5:14

BAFD Bench Mark Average Time - 1st in Engine 5:00, 2nd in Engine 7:00

Station #7 was put into service January 19, 2016 with each shift housing a crew of four (4) and an Engine.

EMERGENCY MEDICAL SERVICES

EMS Unit Run Destinations

Saint Francis - Tulsa	175	Hillcrest MC South	73
Saint Francis South	102	Hillcrest MC Tulsa	18
Saint John MC - Tulsa	79	OSU Medical Center	7
Saint John MC -BA	55		



Broken Arrow Fire Department Monthly Report
June 2016

EMS Runs by Type

	This Month	Same Month Last F/Y	Total This F/Y	Total Last F/Y
Numbers of Runs	742	646	8540	7817
Transports	509	444	5900	5612
Persons Treated	583	460	6207	5860
Cancelled En-route	66	14	342	220
EMS Suppression	81	148	1330	1557

EMS Average Response Times

	This Month	Same Month Last F/Y	Total This F/Y	Total Last F/Y
Station #1 Sq-1	3:54	5:09	3:49	4:39
Station #2 Sq-2	4:31	4:37	3:57	4:45
Station #3 Sq-3	4:22	4:21	4:16	4:17
Station #4 Sq-4	6:29	5:31	6:13	5:21
Station #5 Sq-5	4:13	3:55	4:03	4:10
Station #6 Sq-6	5:10	4:40	4:27	4:31
Total Average	4:46	4:42	4:27	4:36

BAFD Bench Mark Average Time 5:00

General information:

Total number of calls	Fire - 200	EMS - 688	Exposures - 0	Unknown - 0	All - 888
Average calls per day	Fire - 6.66	EMS - 22.93	All - 29.60		
Total number of arson calls	0				
Estimated dollar loss	Fire - 62,928	Other - 301	All - 63,229	Arson - 0	
Estimated value	Fire - 815,258	Other - 215,000	All - 1,030,258	Arson - 0	
Percentage saved	Fire - 92.28%	Other - 99.86%	All - 93.86%	Arson - .00%	
Total injuries	Fire service - 0	Civilian fire - 0	EMS - 0	Arson - 0	
Total fatalities	Fire service - 0	Civilian fire - 0		Arson - 0	
Total apparatus responses	Emergency - 1,634	Non-emergency - 209	All - 1,843		
Average responses per day	Emergency - 54.46	Non-emergency - 6.96	All - 61.43		
Average apparatus per call	Fire - 2.38	EMS - 1.97	All - 2.07		
Average turnout time	Emergency - 0:00:54	Non-emergency - 0:00:59	All - 0:00:55		
Average response time	Emergency - 0:05:32	Non-emergency - 0:05:46	All - 0:05:34		
Average contain time	Emergency - 0:09:01	Non-emergency - 0:00:00	All - 0:09:01		
Average total time	Emergency - 1:08:42	Non-emergency - 0:20:27	All - 1:03:00		
Total man hours	Fire - 269	EMS - 2,526	All - 2,795		
Average personnel per call	Fire - 6.18	EMS - 5.03	All - 5.29		
Total aid given calls	7				
Total aid received calls	0				

Total calls by incident group:

	Count	Average response time	Aid given	Exposures
100-173 Fire	21	0:05:57	0	0
200-251 Overpressure rupture, explosion, overheat - no fire	4	0:03:18	4	0
300-381 Rescue and emergency medical service incidents	688	0:05:29	6	0
400-482 Hazardous conditions (no fire)	18	0:06:16	0	0
500-571 Service call	53	0:05:41	1	0
600-672 Good intent call	58	0:01:40	0	0
700-751 and 7009 False alarm and false call	46	0:06:08	0	0

Total calls by incident type:

	Count	Aid given	Aid received	Exposures
100 Fire, other	2	0	0	0
111 Building fire	2	0	0	0
118 Trash or rubbish fire, contained	1	0	0	0
131 Passenger vehicle fire	6	0	0	0
137 Camper or recreational vehicle (RV) fire	1	0	0	0
140 Natural vegetation fire, other	2	0	0	0
143 Grass fire	3	0	0	0
151 Outside rubbish, trash or waste fire	2	0	0	0
154 Dumpster or other outside trash receptacle fire	1	0	0	0
161 Outside storage fire	1	0	0	0
221 Overpressure rupture of air or gas pipe/pipeline	1	0	0	0
251 Excessive heat, scorch burns with no ignition	3	0	0	0
300 Rescue, EMS incident, other	3	0	0	0
311 Medical assist, assist EMS crew	2	0	0	0
321 EMS call, excluding vehicle accident with injury	620	6	0	0
3211 EMS call, Possible Non Emergency Transfer	2	0	0	0
322 Vehicle accident with injuries	37	0	0	0
323 Motor vehicle/pedestrian accident (MV Ped)	2	0	0	0
324 Motor vehicle accident with no injuries	12	0	0	0
331 Lock-in (if lock out, use 511)	6	0	0	0
350 Extrication, rescue, other	1	0	0	0
352 Extrication of victim(s) from vehicle	1	0	0	0

Prepared: 7/14/16, 8:52:31

6/01/16 to 6/30/16

Program: FI263L

Total calls by incident type:		Count	Aid given	Aid received	Exposures
355	Confined space rescue	2	0	0	0
410	Combustible/flammable gas/liquid condition, other	1	0	0	0
411	Gasoline or other flammable liquid spill	2	0	0	0
412	Gas leak (natural gas or LPG)	6	0	0	0
413	Oil or other combustible liquid spill	2	0	0	0
424	Carbon monoxide incident	3	0	0	0
441	Heat from short circuit (wiring), defective/worn	1	0	0	0
445	Arcing, shorted electrical equipment	2	0	0	0
463	Vehicle accident, general cleanup	1	0	0	0
500	Service Call, other	1	0	0	0
511	Lock-out	2	0	0	0
522	Water or steam leak	1	0	0	0
531	Smoke or odor removal	4	0	0	0
550	Public service assistance, other	1	0	0	0
551	Assist police or other governmental agency	1	0	0	0
552	Police matter	2	0	0	0
553	Public service	5	1	0	0
554	Assist invalid	35	0	0	0
561	Unauthorized burning	1	0	0	0
600	Good intent call, other	2	0	0	0
611	Dispatched & canceled en route	23	0	0	0
6111	Dispatched & canceled en route-EMS	19	0	0	0
622	No incident found on arrival at dispatch address	7	0	0	0
631	Authorized controlled burning	2	0	0	0
651	Smoke scare, odor of smoke	2	0	0	0
652	Steam, vapor, fog or dust thought to be smoke	2	0	0	0
661	EMS call, party transported by non-fire agency	1	0	0	0
700	False alarm or false call, other	15	0	0	0
730	System malfunction, other	2	0	0	0
731	Sprinkler activation due to malfunction	1	0	0	0
733	Smoke detector activation due to malfunction	6	0	0	0
735	Alarm system sounded due to malfunction	8	0	0	0
736	CO detector activation due to malfunction	2	0	0	0
740	Unintentional transmission of alarm, other	2	0	0	0
743	Smoke detector activation, no fire - unintentional	3	0	0	0
744	Detector activation, no fire - unintentional	2	0	0	0
745	Alarm system activation, no fire - unintentional	4	0	0	0
746	Carbon monoxide detector activation, no CO	1	0	0	0

Totals calls by property use:		Count	Arson	Aid given
NNN	None	1	0	
UUU	Undetermined	3	0	
000	Property use, other	5	0	
110	Fixed-use recreation places, other	1	0	
116	Swimming facility: indoor or outdoor	2	0	
122	Convention center, exhibition hall	1	0	
123	Stadium, arena	3	0	
124	Playground	2	0	
129	Amusement center: indoor/outdoor	1	0	
130	Places of worship, funeral parlors, other	1	0	
131	Church, mosque, synagogue, temple, chapel	8	0	

Prepared: 7/14/16, 8:52:31

6/01/16 to 6/30/16

Program: FI263L

Totals calls by property use:		Count	Arson	Aid given
134	Funeral parlor	1	0	
150	Public or government, other	3	0	
161	Restaurant or cafeteria	4	0	
183	Movie theater	2	0	
210	Schools, non-adult, other	1	0	
211	Preschool	1	0	
213	Elementary school, including kindergarten	5	0	
215	High school/junior high school/middle school	3	0	
241	Adult education center, college classroom	2	0	
254	Day care, in commercial property	3	0	
311	24-hour care Nursing homes, 4 or more persons	79	0	
321	Mental retardation/development disability facility	4	0	
331	Hospital - medical or psychiatric	13	0	
340	Clinics, doctors offices, hemodialysis cntr, other	35	0	
341	Clinic, clinic-type infirmary	2	0	
361	Jail, prison (not juvenile)	1	0	
400	Residential, other	4	0	
419	1 or 2 family dwelling	452	0	
429	Multifamily dwelling	49	0	
439	Boarding/rooming house, residential hotels	1	0	
449	Hotel/motel, commercial	3	0	
459	Residential board and care	3	0	
460	Dormitory-type residence, other	1	0	
500	Mercantile, business, other	5	0	
511	Convenience store	12	0	
519	Food and beverage sales, grocery store	18	0	
539	Household goods, sales, repairs	3	0	
549	Specialty shop	4	0	
557	Personal service, including barber & beauty shops	4	0	
559	Recreational, hobby, home repair sales, pet store	3	0	
569	Professional supplies, services	3	0	
571	Service station, gas station	2	0	
579	Motor vehicle or boat sales, services, repair	3	0	
580	General retail, other	2	0	
581	Department or discount store	1	0	
592	Bank	1	0	
599	Business office	2	0	
700	Manufacturing, processing	3	0	
808	Outbuilding or shed	1	0	
900	Outside or special property, other	4	0	
931	Open land or field	7	0	
940	Water area, other	1	0	
960	Street, other	62	0	
961	Highway or divided highway	13	0	
962	Residential street, road or residential driveway	12	0	
963	Street or road in commercial area	15	0	
965	Vehicle parking area	5	0	
981	Construction site	1	0	
983	Pipeline, power line or other utility right-of-way	1	0	
Total calls by district:		Count	Arson	

Total calls by district:		Count	Arson
001	District One	162	0
002	District Two	121	0
003	District Three	67	0
004	District Four	110	0
005	District Five	144	0
006	DISTRICT SIX	151	0
007	District Seven	115	0
010	Outside City Area	18	0

Total calls by station:		Count	Aid given
001	Station #1	168	0
002	Station #2	157	2
003	Station #3	97	2
004	Station #4	113	2
005	Station #5	166	0
006	Station #6	154	1
007	Fire Prevention	4	0
777	Station #7	29	0

Total calls by shift:		Count
001	A Platoon	287
002	B Platoon	319
003	C Platoon	282

Total calls by action taken:		Count
00	Action taken, other	21
10	Fire control or extinguishment, other	2
11	Extinguishment by fire service personnel	12
22	Rescue, remove from harm	4
23	Extricate, disentangle	1
30	Emergency medical services, other	45
31	Provide first aid & check for injuries	30
32	Provide basic life support (BLS)	38
33	Provide advanced life support (ALS)	547
34	Transport person	2
43	Hazardous materials spill control and confinement	4
50	Fires, rescues & hazardous conditions, other	1
51	Ventilate	1
52	Forcible entry	2
55	Establish safe area	1
60	Systems and services, other	1
63	Restore fire alarm system	1
64	Shut down system	1
70	Assistance, other	2
71	Assist physically disabled	27
73	Provide manpower	8
74	Provide apparatus	1
75	Provide equipment	1
81	Incident command	33
86	Investigate	53
87	Investigate fire out on arrival	3

Total calls by action taken:		Count
92	Standby	4
93	Cancelled en route	42

Apparatus totals:

Apparatus	Emergency responses	Average per day	Non-emergency responses	Average per day	Total responses	Average per day	Average turnout	Average response
BT1	2	.06	0	.00	2	.06	0:01:59	0:04:56
BT2	4	.13	0	.00	4	.13	0:01:06	0:07:19
BT3	2	.06	0	.00	2	.06	0:01:43	0:07:05
BT4	4	.13	0	.00	4	.13	0:00:33	0:09:01
BT5	1	.03	2	.06	3	.10	0:00:23	0:05:45
BT6	1	.03	0	.00	1	.03	0:00:48	0:08:50
E1	118	3.93	20	.66	138	4.60	0:01:01	0:05:16
E3	46	1.53	6	.20	52	1.73	0:01:01	0:05:56
E4	91	3.03	6	.20	97	3.23	0:00:51	0:07:26
E5	109	3.63	19	.63	128	4.26	0:01:01	0:05:16
E7	135	4.50	26	.86	161	5.36	0:01:01	0:05:03
FD113	1	.03	0	.00	1	.03	0:00:03	0:00:06
FD211	10	.33	3	.10	13	.43	0:01:00	0:09:51
FD212	56	1.86	4	.13	60	2.00	0:00:32	0:07:15
FD312	1	.03	0	.00	1	.03	0:00:06	0:00:08
FD313	1	.03	1	.03	2	.06	0:00:06	0:36:06
FD314	4	.13	1	.03	5	.16	0:00:04	0:12:18
LAD2	83	2.76	17	.56	100	3.33	0:00:55	0:05:15
LAD6	135	4.50	22	.73	157	5.23	0:01:01	0:06:30
RES1	17	.56	0	.00	17	.56	0:01:39	0:09:04
SQD1	161	5.36	21	.70	182	6.06	0:01:11	0:05:39
SQD2	147	4.90	15	.50	162	5.40	0:00:57	0:06:16
SQD3	100	3.33	14	.46	114	3.80	0:01:02	0:06:38
SQD4	113	3.76	5	.16	118	3.93	0:01:06	0:07:50
SQD5	152	5.06	12	.40	164	5.46	0:01:01	0:06:12
SQD6	140	4.66	15	.50	155	5.16	0:01:07	0:06:43

Fire incidents with dollar loss:

Incident ID	Date	Description	Dollar loss	Dollar value
2016-0004419-000	6/02/16	Camper or recreational vehicle (RV) fire 12700 E 91ST ST, BROKEN ARROW, OK, 74012	5,000	5,000
2016-0004543-000	6/06/16	Passenger vehicle fire 1 MUSKOGEE TURNPIKE, BROKEN ARROW, OK, 74014	1,501	7,500
2016-0004548-000	6/06/16	Passenger vehicle fire INTR KENOSHA & N MAIN ST	3,501	11,300
2016-0004624-000	6/09/16	Dumpster or other outside trash receptacle fire 1601 N ELM PL, BROKEN ARROW, OK, 74012	2	300,100
2016-0004632-000	6/09/16	Natural vegetation fire, other 21781 E 45TH ST, BROKEN ARROW, OK, 74014	2	2
2016-0004647-000	6/10/16	Passenger vehicle fire 23003 E HIGHWAY 51, BROKEN ARROW, OK, 74014	1,500	2,000
2016-0004694-000	6/11/16	Passenger vehicle fire 1100 N 20TH ST, BROKEN ARROW, OK, 74012	5,001	5,001
2016-0004764-000	6/14/16	Natural vegetation fire, other 1121 N IRONWOOD PL, BROKEN ARROW, OK, 74012	2	2
2016-0004766-000	6/14/16	Passenger vehicle fire	35,500	35,500

Fire incidents with dollar loss:			Dollar loss	Dollar value	
INTR 23RD & E NEW ORLEANS ST					
2016-0004796-000	6/15/16	Building fire	501	350,001	
2637 E ALBANY ST #C, BROKEN ARROW, OK, 74014					
2016-0004814-000	6/16/16	Trash or rubbish fire, contained	2,510	75,000	
22151 E 91ST ST, WAGONER COUNTY, OK, 74014					
2016-0004929-000	6/20/16	Outside storage fire	2,000	2,000	
21440 E 36TH ST, BROKEN ARROW, OK, 74014					
2016-0004961-000	6/21/16	Grass fire	2	2	
INTR HIGHWAY 51 EB & N 9TH ST					
2016-0005144-000	6/26/16	Building fire	850	850	
2507 E ALBANY ST #1814F, BROKEN ARROW, OK, 74012					
2016-0005195-000	6/28/16	Passenger vehicle fire	5,050	5,500	
815 E ELGIN PL, BROKEN ARROW, OK, 74012					
2016-0005199-000	6/28/16	Grass fire	6	15,500	
5100 S ELM PL, BROKEN ARROW, OK, 74011					
Totals:			16 incidents	62,928	815,258
Other incidents with dollar loss:			Dollar loss	Dollar value	
2016-0004532-000	6/06/16	Arcing, shorted electrical equipment	301	215,000	
812 N 15TH ST, BROKEN ARROW, OK, 74012					
Totals:			1 incidents	301	215,000

To: Michael Spurgeon, City Manager

From: David N. Boggs, Chief of Police 

Date: July 18, 2016

Re: **9-1-1 Fee Increase**

The VOIP and Wireless providers listed below were notified of the rules and fee change for 9-1-1 effective January 1, 2017:

AT&T Mobility 911 Compliance Officer P.O. Box 97061 Redmond, Wa 98073-9761	Cricket Communications, Inc. 5887 Copley Drive San Diego, Ca 92111
Sprint/Nextel KSOPHT0101-Z3911 6391 Sprint Parkway Overland Park, KS 66251	T-Mobile USA, Inc. 12920 S.E. 38th Street Bellevue, WA 98006
Verizon Wireless 1120 Sanctuary Parkway, Suite 150 GASA5E911 Alpharetta, GA 30009-7630	OnStar/General Motors Corp. 300 Renaissance Center (P.O. Box 300) MC:482-C14-C66 Detroit, MI 48265
TracFone Wireless, Inc. 9700 NW 112th Avenue Miami, FL 33178	ANC, Inc. 1000 Progress Place Concord, NC. 28025-2449 Attn: 911 Compliance
Bandwidth Venture Center III; Suite 500 900 Main Campus Drive Raleigh, NC. 27606 Attn: 911 Compliance	Birch Telecom 1601 Nw Expressway Oklahoma City, Oklahoma 73118 Attn: 911 Compliance
BTC Broadband Administrative Offices 6 E. Breckenridge Bixby, OK 74008 Attn: 911 Compliance	Compliance Solutions Inc. Rob MacMahon 104 West 40th Street Suite 500 New York 10018
Granite Telecom 100 Newport Ave. Ext. Quincy, MA 02171 Attn: 911 Compliance	Interface Security Systems 6340 International Parkway, Suite 100 Plano, TX 75093 Attn: 911 Compliance
8X8 Inc. 2125 O'Neil Dr. San Jose, CA 95131 Attn: 911 Compliance	TaxConnex, LLC 675 Mansell Road, Suite 240 Roswell, Georgia, 30076 Attn: 911 Compliance

Jive Communications, Inc. 1275 West 1600 North, Suite 100 Orem, UT 84057 Attn: 911 Compliance	Level 3 Communications, Inc. 2821 W. 7th Street, Suite 500 Fort Worth, TX 76107 Attn: 911 Compliance
Logix Communications 2950 N. Loop W. 8th Floor Houston, TX 77092 Attn: 911 Compliance	ShoreTel Dba M5 Networks, LLC 960 Stewart Drive Sunnyvale, CA, 94085 Attn: 911 Compliance
MCI Metro Access 1833 S Morgan Rd Oklahoma City, Ok 73128 Attn: 911 Compliance	Nextiva, Inc. 8800 E Chaparral Rd; Suite 300 Scottsdale, AZ 85250 Attn: 911 Compliance
Ring Central, Inc. 20 Davis Drive Belmont, CA 94002 Attn: 911 Compliance	Star2Star Communications 600 Tallevast Road, Suite 202 Sarasota, FL 34243
TerraCom, Inc. 401 E Memorial Road; Suite 400 Oklahoma City, OK 73114 Attn: 911 Compliance	The Telephone Company, Inc 4303 NW 369th Expressway; Suite E Oklahoma City, OK 73112 Attn: 911 Compliance
Vonage America 23 Main St, Holmdel, NJ 07733 Attn: 911 Compliance	Voyzze Communications Inc. 39159 Paseo Padre Pkwy; Ste #204 Fremont CA 94538 Attn: 911 Compliance
YMAX Communications PO BOX 6785 West Palm Beach, FL 33405 Attn: 911 Compliance	TerraCom Wireless Dba YourTel America PO Box 13006 Oklahoma City, OK 73113 Attn: 911 Compliance

A copy of the letter is attached.

Thank you.

DNB:trl

Attachment



July 18, 2016

Level 3 Communications, Inc.
2821 W. 7th Street, Suite 500
Fort Worth, TX 76107
Attn: 911 Compliance

Notice All VOIP and Wireless Service Providers:

On January 1, 2017, the rules governing the payment of 9-1-1 fees will change. On that date, the wireless and VOIP fee will increase to 75 cents per month. The Oklahoma Tax Commission will begin collecting and remitting 9-1-1 fees. You may receive notice from the Tax Commission explaining what they will require in order to remit your fees. If you do not, you can contact their taxpayer assistance line.

Oklahoma Tax Commission
Taxpayer Assistance
800-522-8165 or 405-521-3160
www.tax.ok.gov

Please continue to send your payments as usual until December 31, 2016 to:

INCOG
2 W. 2nd Suite 800
Tulsa, OK 74103
918.579.9438

If you have any questions, please feel free to contact them and they will be happy to help you come into compliance with the new law.

Sincerely,

David N. Boggs
Chief of Police

DNB:trl

c: Michael Spurgeon, City Manager

2. GENERAL CORRESPONDENCE / NOTIFICATION



To: Michael Spurgeon, City Manager
From: Lori Hill
CC: Norman Stephens
Date: July 21, 2016
Re: Notes to Council – 2016 OneVoice Regional Tourism Task Force Issue Statements

OneVoice is Northeast Oklahoma's principle business-driven regional advocacy effort. Facilitated by the Tulsa Regional Chamber and 70 regional partner organizations, OneVoice engages the business community each year to identify key legislative priorities that advance the region and its business prosperity.

Each summer, nine OneVoice task forces meet to identify state and federal priorities in target areas. The top issues from each task force are then vetted by the OneVoice Summit in the fall, where the final OneVoice agenda is crafted.

Below are 2016 Draft OneVoice Issue Statements for the Regional Tourism Task Force

State:

- Self-determination in facility firearm policies
- Public Arts Funding, Oklahoma Arts Council
- Route 66
- Airbnb
- Real ID

Federal:

- Upgrade Air Transportation Infrastructure
- Page Belcher Courthouse
- Federal Historic Tax Credits
- Aviation Workforce
- Hotel Scams

Once these issue statements have been solidified, I will provide a follow up report that will contain the final issue statements that will be presented during the OneVoice Summit this fall.

To: Michael Spurgeon, City Manager

**From: Norman Stephens, Assistant to the City Manager / Economic Development
Coordinator**

Date: July 20, 2016

Re: Tulsa's Future Report

**Sir, attached is the Tulsa's Future Regional Economic Development Activity Update for
June 1 – June 30, 2016.**



Regional Economic Development Activity Update June 1 – June 30, 2016

Announcements & New Jobs Created

	Capital Investment	Greater than \$50,000	Less than \$50,000	Total Jobs
For the month of June		25	0	25
Total for 2016	89,000,000	676	450	1,126

Business Attraction Activity

	Proposals Submitted	Site Visits	Phase 2 Proposals Submitted
For the month of June	5	1	3
Year-to-Date	25	9	13
Total for 2015	23	15	8

Business Retention & Expansion Activity

	BRE Visits
For the month of June	43
Year-to-Date	435
Total for 2015	756

Lead Development

	Monthly Leads
For the month of June	9
Year-to-Date	60
Total for 2015	77

Lead development companies: Bruker Energy & Supercon Technologies, Kratos Defense & Security, Solutions, Pall Corporation, Abraxas Petroleum Corp., Clarcor Inc., Heico Corporation, AAR Corporation American Superconductor Corp., ESCO Technologies Inc.

ID	Start Date	Number of Jobs	Status	Target Industry	Community	Source
398	6-1-2016	90-180	Active	Advanced Manufacturing	Claremore, Muskogee, Okmulgee, MidAmerica	ODOC
399	6-1-2016	250-750	Active	Regional HQ & Professional Services	Tulsa, Tahlequah/Cherokee Nation	ODOC
400	6-21-2016	50	Active	Advanced Manufacturing	Okmulgee	ODOC
401	6-30-2016	N/A	Active	Advanced Manufacturing	Sapulpa, Tulsa, Muskogee	ODOC
402	6-10-2016	60-100	Active	Regional HQ & Professional Services	Tulsa, Muskogee	ODOC

All regional partners receive RFP request for proposal unless client specifies certain communities.

External Marketing

BIO International Convention, June 6-9

SVP of Economic Development attended the BIO "Biotechnology International Organization" Conference in partnership with OKBIO to generate new leads for health care services and medical device manufacturing, June 6-9.

Global Petroleum Show, June 6-9

Director of Existing Business & Energy attended the Global Petroleum Show, June 6-9. The trip included meetings with a major Canadian energy company, several manufacturers as well as a transportation/logistics company. One of the manufacturing companies and the transportation/logistics company have plans to visit the Tulsa region in August in order to assess the viability of new U.S. operations.

IEDC Economic Future Forum, June 12-14

Tulsa welcomed more than 300 economic development professionals from across the nation for the International Economic Development Council's Economic Future Forum. The Chamber worked diligently with the IEDC staff for over a year to make the event a success. Drawing inspiration from the plan Tulsa has for its economic development future - prosperous, skilled, innovative and livable – this forum explored how private sector development, workforce and education, entrepreneurs and small business, and community development are the pillars that support broad-based economic growth and quality of life. In addition, many Tulsa area business and community leaders discussed key sectors that are providing economic growth and high-paying jobs: aerospace and aviation, advanced manufacturing, transportation and logistics, energy, regional headquarters and professional services, health care and more.

America's Small Business Summit, June 13-15

The US Chamber hosted the 2016 America's Small Business Summit, June 12-15 in Washington DC. Chamber Staff attended to network and support our local small businesses receiving awards. Tedford Insurance, The McIntosh Group and Waterstone Private Wealth Management all received the US Chamber Dream Big Blue Ribbon Awards, while Lisa Riley from Pinot's Palette Tulsa Area Studios received the Cornerstone of Mainstreet Recognition Award for her dedicated work in the community and for small business. The Summit featured a variety of sessions focused on areas relevant to small business and expanding their influence. Through networking with other Chamber's across the nation, Chamber staff brought home fresh ideas for small business programming and outreach.

Select USA Investment Summit, June 19-21

The VP of Economic Development attended the third annual Select USA Investment Summit in Washington, D.C., along with Eric Miller, Port of Muskogee and Janet Smith, PSO, as well as representatives from Oklahoma City, Duncan, and the Citizen Potawatomi Nation. As a result of the event, the state generated leads for two active projects, and several other projects with a time line of one to three years.

Chicago Call Trip, June 21-23

The VP of Economic Development led the annual site visit to Chicago, alongside Chelsea Levo, City of Owasso; Eric Miller, Port of Muskogee; John Schaffitzel, MidAmerica Industrial Park; and Janet Smith, PSO. The group hosted eight meetings with a total of 11 site consultants who work a mix of industrial and office projects. Themes from the visit include the importance of maintaining the state's Quality Jobs Program, the continued trend of office projects looking to locate closer to or in downtown areas, and concerns about Oklahoma's education assets, health status, and weather threats. Overall consultants were positive about the region's continued consideration for projects.

2016 Scheduled Appointments

Destination	Participation Deadline	Scheduled Appointment Dates	Communities Attending
Dallas Call Trip	February 8	March 8-10	City of Owasso, Muskogee City-County Port Authority
Minneapolis Call Trip	March 21	April 19-20	
Chicago Call Trip	CLOSED	June 21-23	City of Owasso, Public Service Company of OK, Muskogee City-County Port Authority, MidAmerica Industrial Park
Dallas Call Trip-cancelled	July 8	August 9-10	Stillwater Chamber of Commerce
Denver Call Trip	July 15	August 15-18	
Chicago Cubs Game	August 1	September 2	MidAmerica Industrial Park, CIEDA, Muskogee City-County Port Authority, City of Tulsa
Southern California Call Trip	August 12	September 12-16	City of Owasso
Carolinas Call Trip	September 23	October 24-28	City of Owasso, Public Service Company of OK

2016 Trade Shows & Events

In addition to call trips, TRC economic development staff will be attending the following trade shows and events; scheduled appointments will likely be made in coordination with these shows and events. Regional Partners are welcome to register to attend these events and participate in scheduled appointments alongside TRC staff.

Destination	Participation Deadline	Event Dates	Communities Attending
ZaZa Reception- Dallas, TX	Open	January 14	
MRO Americas- Dallas, TX	March 4	April 5-7	
Hannover Messe- Hannover, Germany	March 25	April 25-29	
AUVSI- New Orleans, LA	April 1	May 2-5	
Atlanta GEDMT Event	April 15	May 18-20	
Bio International Convention, San Francisco, CA	May 6	June 6-9	
Global Petroleum Show, Calgary- Alberta, Canada	May 6	June 7-9	
Select USA Investment Summit, D.C.	19-May	June 19-21	
Farnborough Airshow	June 10	July 11-17	Broken Arrow Chamber of Commerce & Economic Development Council, MidAmerica
21 Club Reception - NYC, NY	August TBA	September TBA	Stillwater Chamber of Commerce
NBAA - Orlando, FL	3-Oct	November 1-3	Stillwater Chamber of Commerce
Fabtech - Las Vegas, NV	14-Oct	November 16-18	
Houston GEDMT Reception	October TBA	November TBA	Stillwater Chamber of Commerce

Note: Any registration costs or pay-to-play fees for the above shows and events are the responsibility of individual partners.

2016 Regional Partner Meetings

- August 25, 2016 – Tulsa Port of Catoosa, 5350 W. Main Parkway, Catoosa
- November 17, 2016 – Host needed

All meetings are 12:00 p.m. to 1:30 p.m. Please notify Angie Zaricor if you are interested in hosting.