

**To:** Honorable Mayor and City Councilors  
**From:** Michael Spurgeon, City Manager  
**Date:** August 19, 2016  
**Re:** Notes to Council

---

## **1. STAFF REPORTS / ITEMS REQUIRING IMMEDIATE ATTENTION**

- General Services Department Monthly Report – July 2016
- Fire Department Monthly Report – July 2016
- Streets & Stormwater Department Memo – Storm Debris Pickup Information

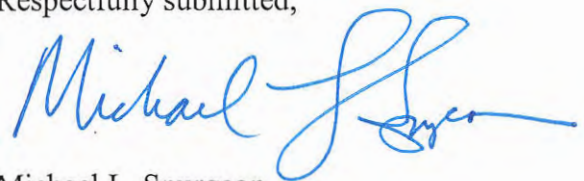
## **2. GENERAL CORRESPONDENCE / NOTIFICATION**

- Press Release – City to Investigate Implementation of Curbside Recycling
- Staff MEMO – Gallons of Water Billed in July 2016
- Staff MEMO – Tourism Task Force Final Statements

## **3. SPECIAL EVENTS / ACTIVITIES**

- N/A

Respectfully submitted,



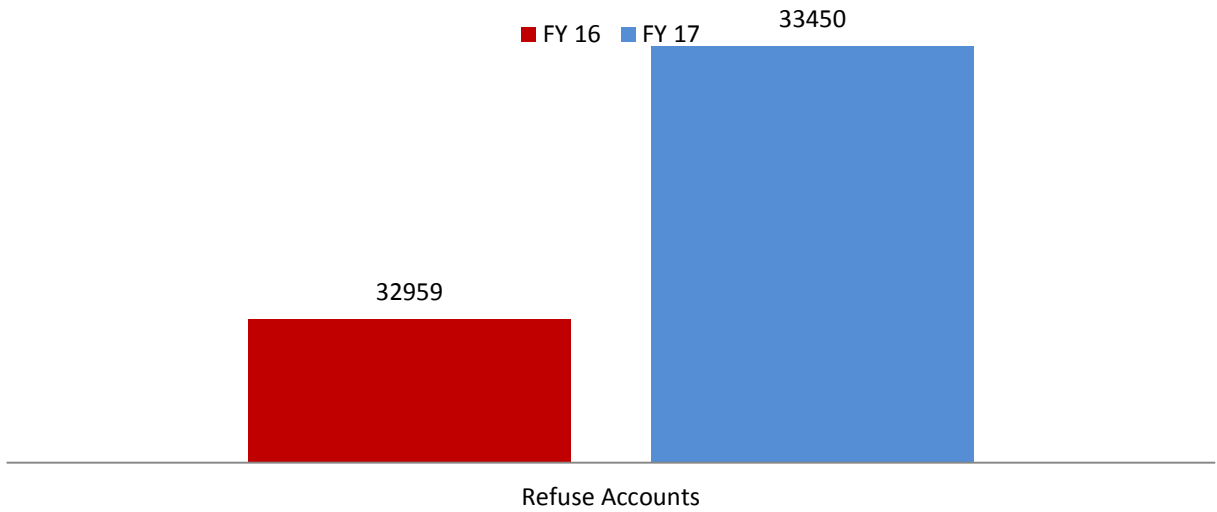
Michael L. Spurgeon

Jmh/Gak  
Attachments

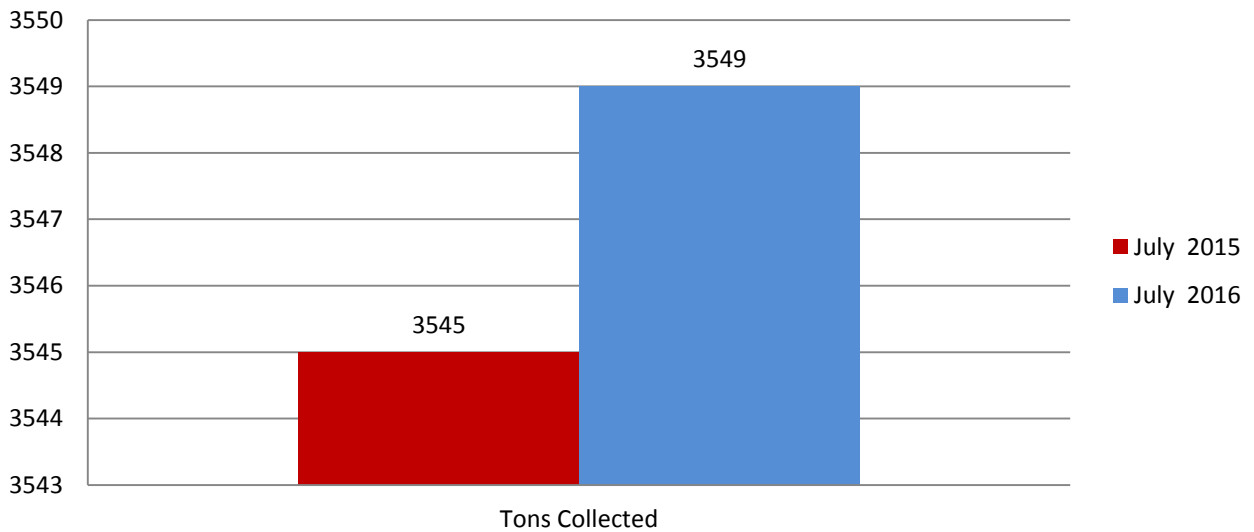
# 1. STAFF REPORTS / ITEMS REQUIRING IMMEDIATE ATTENTION



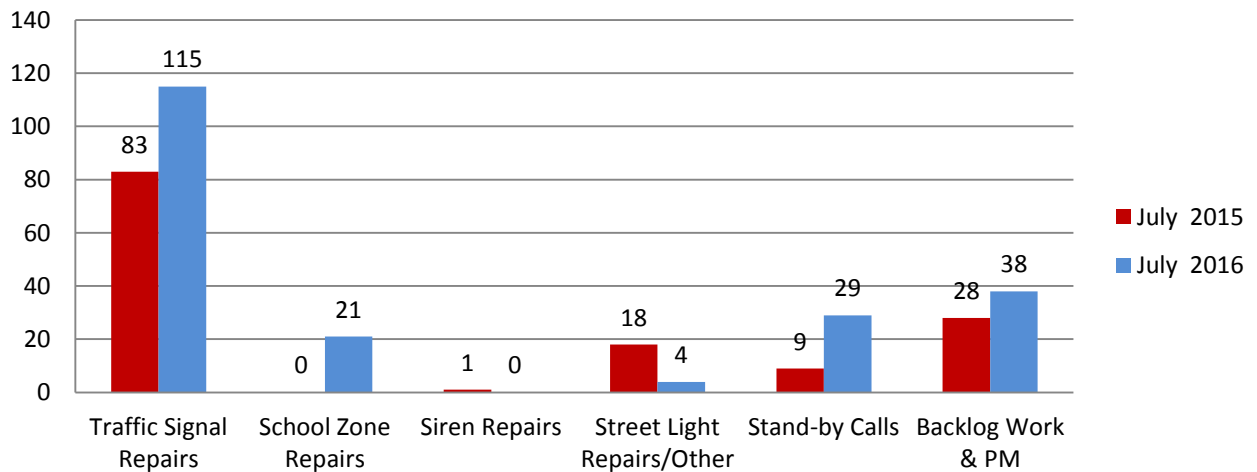
## Refuse Accounts



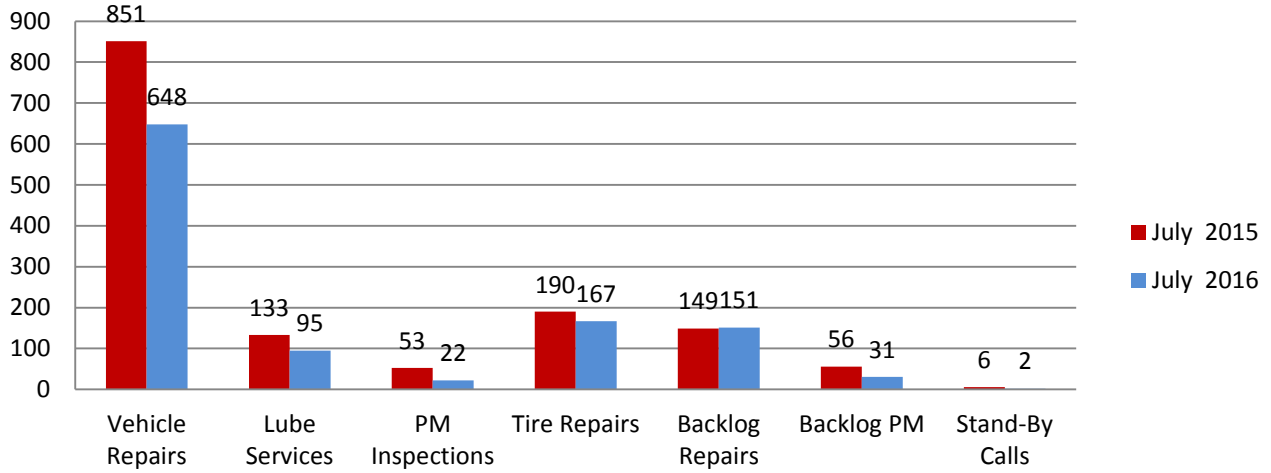
## Refuse Collected -Tons



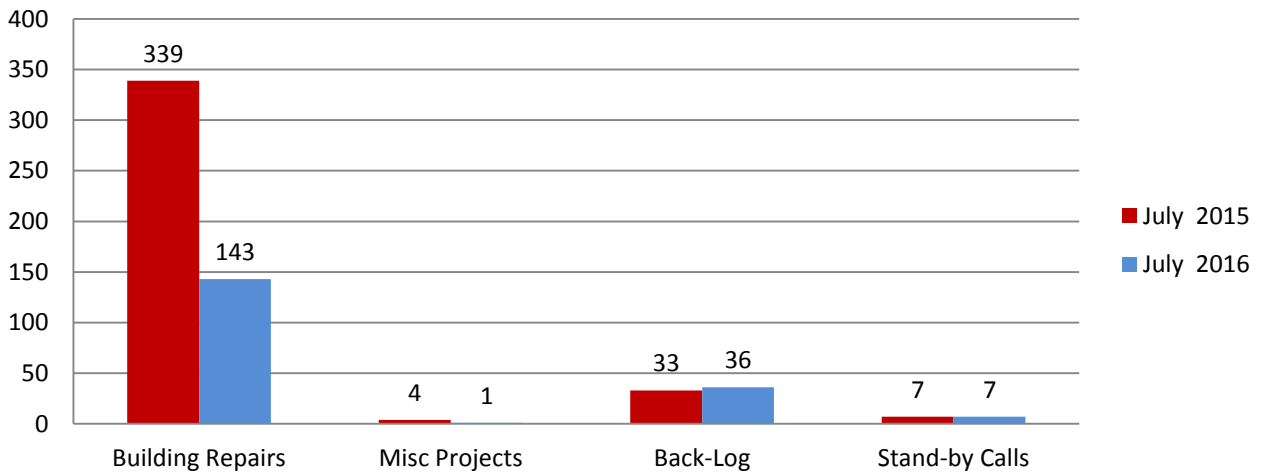
## Signal Maintenance



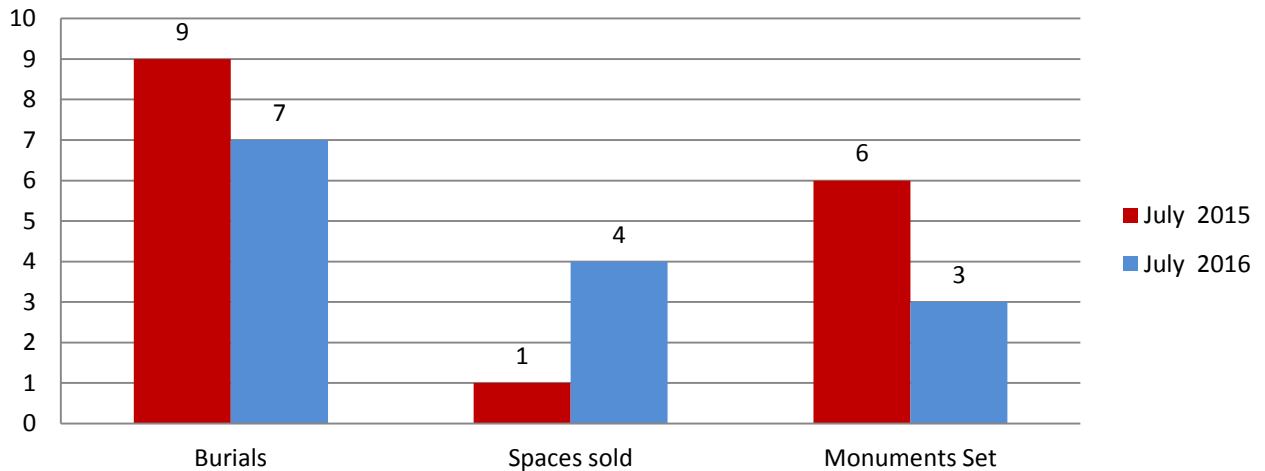
## Fleet Maintenance



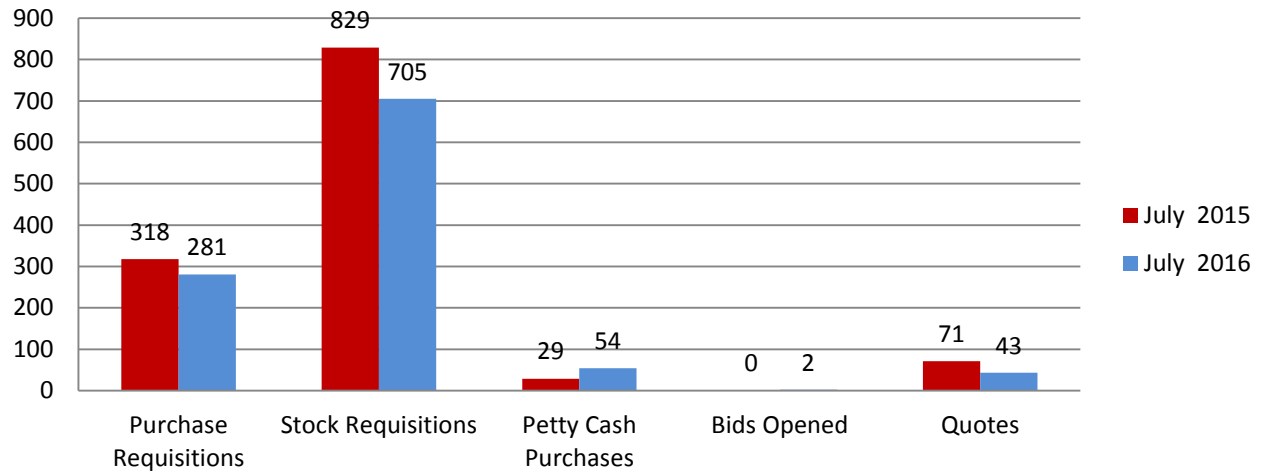
## Building Maintenance



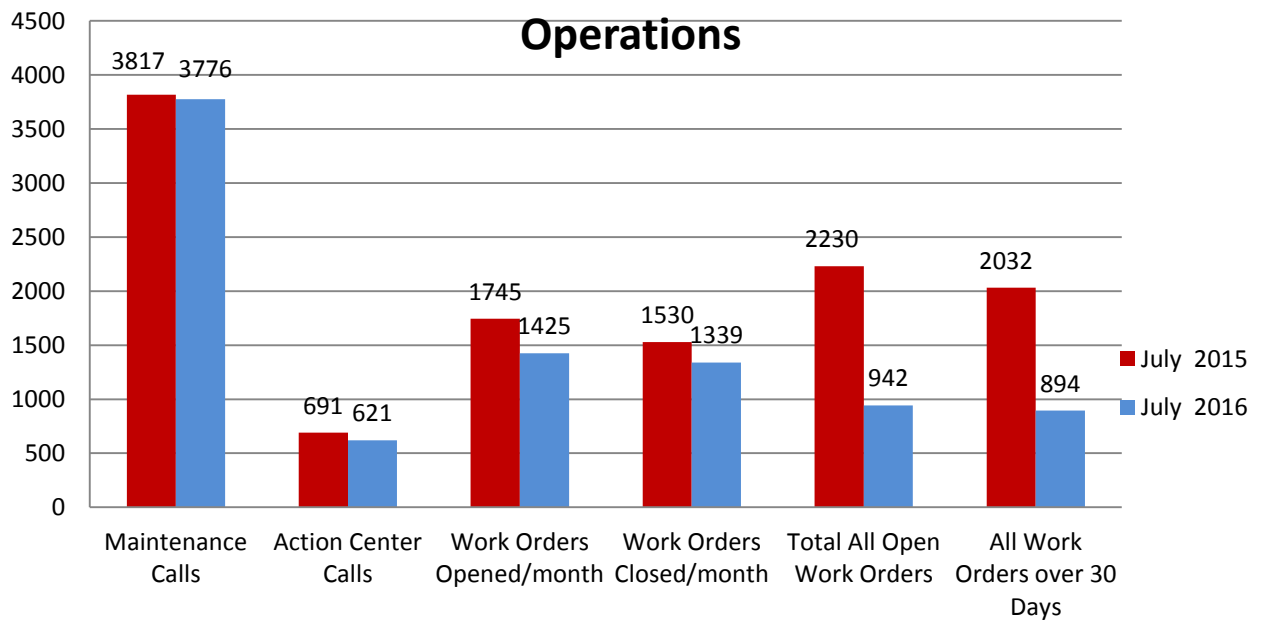
## Cemetery



## Logistics



## Operations



**Broken Arrow Fire**

***Department***

**To:** Michael Spurgeon, City Manager  
**From:** Office of the Fire Chief  
**Date:** August 12, 2016  
**Re:** July 2016 Monthly Report

---

Please see the attached reports detailing:

EMS Responses  
Fire Responses  
Fire Prevention Inspections  
Fire Investigations  
Fire & EMS Overview  
Monthly Incident Summary Report



Broken Arrow Fire Department Monthly Report  
July 2016

Table 1 of 4

	<u>This Fiscal Year</u>	<u>Last Fiscal Year</u>	<u>Percentage Change</u>
EMS Responses	760	631	20%
Fire Responses	259	194	33%
Fire Prevention Inspections	68	49	39%
Fire Investigations	07	06	16%
Total Training Hours	13,314	6,368	109%



Broken Arrow Fire Department Monthly Report  
July 2016

Table 2 of 4

	<u>Station</u>	<u>Assist Other Stations</u>	<u>Assist EMS</u>	
District 1	52	10	70	This Month
	52	10	70	Total Fiscal Year
District 2	24	14	62	This Month
	24	14	62	Total Fiscal Year
District 3	27	06	39	This Month
	27	06	39	Total Fiscal Year

District 4	41	04	56	This Month
	41	04	56	Total Fiscal Year

---

District 5	42	07	103	This Month
	42	07	103	Total Fiscal Year

---

District 6	39	10	90	This Month
	39	10	90	Total Fiscal Year

---

District 7	48	07	111	This Month
	48	07	111	Total Fiscal Year

---

Total	273	58	531	This Month
-------	-----	----	-----	------------

---

	273	58	531	Total Fiscal Year
--	-----	----	-----	-------------------

	<b>8.8</b>	<b>1.9</b>	<b>17.1</b>	<b>Total Number Runs per Day</b>
--	------------	------------	-------------	----------------------------------





Broken Arrow Fire Department Monthly Report  
July 2016

Table 3 of 4

Fire Suppression Average  
Response Times

	This Month	Same Month Last F/Y	Total This F/Y	Total Last F/Y
Station #1 Eng 1	3:58	5:13	3:58	5:13
Station #2 Eng 2	5:45	4:41	5:45	4:41
Station #3 Eng 3	5:06	5:56	5:06	5:56
Station #4 Eng 4	7:08	6:25	7:08	6:25
Station #5 Eng 5	4:37	4:45	4:37	4:45
Station #6 Eng 6	5:02	4:15	5:02	4:15
Station #7 Eng 7	4:13	0:00	4:13	0:00
<b>Total Average</b>	<b>5:07</b>	<b>5:10</b>	<b>5:07</b>	<b>5:10</b>

**BAFD Bench Mark Average Time - 1st in Engine 5:00, 2nd in Engine 7:00**

**Station #7 was put into service January 19, 2016 with each shift housing a crew of four (4) and an Engine.**

**EMERGENCY MEDICAL  
SERVICES**

EMS Unit Run Destinations

Saint Francis - Tulsa	173	Hillcrest MC South	76
Saint Francis South	114	Hillcrest MC Tulsa	32
Saint John MC - Tulsa	104	OSU Medical Center	03
Saint John MC -BA	49		



Broken Arrow Fire Department Monthly Report  
July 2016

Table 4 of 4

EMS Runs by Type

	This	Same Month	Total This	Total
	Month	Last F/Y	F/Y	Last F/Y
Numbers of Runs	760	631	760	631
Treated/Transported	574	488**	574	488**
Treated/Released	31	502**	31	502**
Cancelled	51	12	51	12
Refused Treatment	93	--	--	--
DOA	11	--	--	--
EMS Suppression	68	138	68	138

Some changes to the descriptions of items 2 & 3 starting this July 2016 have been made  
\*\* Last F/Y figure 2 covers all transports but not all treated, figure 3 included the treated

EMS Average Response Times

	This	Same Month	Total This	Total
	Month	Last F/Y	F/Y	Last F/Y
Station #1 Sq-1	3:54	5:16	3:54	5:16
Station #2 Sq-2	4:25	4:45	4:25	4:45
Station #3 Sq-3	4:25	4:29	4:25	4:29
Station #4 Sq-4	6:03	5:32	6:03	5:32
Station #5 Sq-5	3:53	3:59	3:53	3:59
Station #6 Sq-6	4:25	4:23	4:25	4:23
<b>Total Average</b>	<b>4:31</b>	<b>4:44</b>	<b>4:31</b>	<b>4:44</b>

BAFD Bench Mark Average Time 5:00

**General information:**

Total number of calls . . . . :	Fire - 259	EMS - 724	Exposures - 0	Unknown - 0	All - 983
Average calls per day . . . . :	Fire - 8.35	EMS - 23.35	All - 31.70		
Total number of arson calls . . :	0				
Estimated dollar loss . . . . :	Fire - 83,890	Other - 1,005	All - 84,895	Arson - 0	
Estimated value . . . . . :	Fire - 4,357,727	Other - 21,003	All - 4,378,730	Arson - 0	
Percentage saved . . . . . :	Fire - 98.07%	Other - 95.21%	All - 98.06%	Arson - .00%	
Total injuries . . . . . :	Fire service - 0	Civilian fire - 0	EMS - 0	Arson - 0	
Total fatalities . . . . . :	Fire service - 0	Civilian fire - 0		Arson - 0	
Total apparatus responses . . . :	Emergency - 1,734	Non-emergency - 193	All - 1,927		
Average responses per day . . . :	Emergency - 55.93	Non-emergency - 6.22	All - 62.16		
Average apparatus per call . . . :	Fire - 2.01	EMS - 1.93	All - 1.96		
Average turnout time . . . . . :	Emergency - 0:00:56	Non-emergency - 0:00:58	All - 0:00:57		
Average response time . . . . . :	Emergency - 0:05:36	Non-emergency - 0:05:18	All - 0:05:34		
Average contain time . . . . . :	Emergency - 0:23:00	Non-emergency - 0:00:00	All - 0:23:00		
Average total time . . . . . :	Emergency - 1:06:11	Non-emergency - 0:25:34	All - 1:01:39		
Total man hours . . . . . :	Fire - 369	EMS - 2,665	All - 3,034		
Average personnel per call . . . :	Fire - 4.96	EMS - 4.97	All - 4.97		
Total aid given calls . . . . :	4				
Total aid received calls . . . . :	0				

**Total calls by incident group:**

	Count	Average response time	Aid given	Exposures
100-173 Fire	28	0:08:37	0	0
200-251 Overpressure rupture, explosion, overheat - no fire	1	0:04:54	1	0
300-381 Rescue and emergency medical service incidents	724	0:05:17	3	0
400-482 Hazardous conditions (no fire)	59	0:07:03	0	0
500-571 Service call	55	0:05:37	1	0
600-672 Good intent call	67	0:01:34	0	0
700-751 and 7009 False alarm and false call	48	0:06:00	0	0
800-815 Severe weather and natural disaster	1	0:06:19	0	0

**Total calls by incident type:**

	Count	Aid given	Aid received	Exposures
111 Building fire	6	0	0	0
113 Cooking fire, confined to container	2	0	0	0
131 Passenger vehicle fire	3	0	0	0
138 Off-road vehicle or heavy equipment fire	1	0	0	0
141 Forest, woods or wildland fire	1	0	0	0
142 Brush or brush-and-grass mixture fire	1	0	0	0
143 Grass fire	4	0	0	0
150 Outside rubbish fire, other	3	0	0	0
151 Outside rubbish, trash or waste fire	4	0	0	0
154 Dumpster or other outside trash receptacle fire	3	0	0	0
251 Excessive heat, scorch burns with no ignition	1	0	0	0
300 Rescue, EMS incident, other	3	0	0	0
311 Medical assist, assist EMS crew	1	1	0	0
321 EMS call, excluding vehicle accident with injury	669	2	0	0
3211 EMS call, Possible Non Emergency Transfer	2	0	0	0
322 Vehicle accident with injuries	27	0	0	0
323 Motor vehicle/pedestrian accident (MV Ped)	1	0	0	0
324 Motor vehicle accident with no injuries	13	0	0	0
331 Lock-in (if lock out, use 511 )	6	0	0	0
350 Extrication, rescue, other	1	0	0	0
381 Rescue or EMS standby	1	0	0	0

Prepared: 8/12/16, 15:17:27

7/01/16 to 7/31/16

Program: FI263L

Total calls by incident type:		Count	Aid given	Aid received	Exposures
411	Gasoline or other flammable liquid spill	2	0	0	0
412	Gas leak (natural gas or LPG)	11	0	0	0
413	Oil or other combustible liquid spill	1	0	0	0
424	Carbon monoxide incident	3	0	0	0
440	Electrical wiring/equipment problem, other	2	0	0	0
441	Heat from short circuit (wiring), defective/worn	3	0	0	0
442	Overheated motor	1	0	0	0
444	Power line down	31	0	0	0
445	Arcing, shorted electrical equipment	4	0	0	0
460	Accident, potential accident, other	1	0	0	0
500	Service Call, other	1	0	0	0
511	Lock-out	2	0	0	0
522	Water or steam leak	3	0	0	0
531	Smoke or odor removal	5	0	0	0
550	Public service assistance, other	2	0	0	0
551	Assist police or other governmental agency	3	0	0	0
553	Public service	9	0	0	0
554	Assist invalid	21	1	0	0
561	Unauthorized burning	9	0	0	0
600	Good intent call, other	3	0	0	0
611	Dispatched & canceled en route	34	0	0	0
6111	Dispatched & canceled en route-EMS	16	0	0	0
622	No incident found on arrival at dispatch address	4	0	0	0
631	Authorized controlled burning	5	0	0	0
651	Smoke scare, odor of smoke	3	0	0	0
653	Smoke from barbecue, tar kettle	2	0	0	0
700	False alarm or false call, other	15	0	0	0
733	Smoke detector activation due to malfunction	6	0	0	0
734	Heat detector activation due to malfunction	1	0	0	0
735	Alarm system sounded due to malfunction	6	0	0	0
736	CO detector activation due to malfunction	6	0	0	0
743	Smoke detector activation, no fire - unintentional	5	0	0	0
745	Alarm system activation, no fire - unintentional	8	0	0	0
746	Carbon monoxide detector activation, no CO	1	0	0	0
813	Wind storm, tornado/hurricane assessment	1	0	0	0

Totals calls by property use:		Count	Arson	Aid given
NNN	None	12	0	
UUU	Undetermined	5	0	
000	Property use, other	6	0	
100	Assembly, other	2	0	
110	Fixed-use recreation places, other	1	0	
130	Places of worship, funeral parlors, other	1	0	
131	Church, mosque, synagogue, temple, chapel	7	0	
150	Public or government, other	1	0	
161	Restaurant or cafeteria	1	0	
183	Movie theater	3	0	
186	Film/movie production studio	1	0	
210	Schools, non-adult, other	1	0	
213	Elementary school, including kindergarten	5	0	
215	High school/junior high school/middle school	5	0	

Prepared: 8/12/16, 15:17:27

7/01/16 to 7/31/16

Program: FI263L

Totals calls by property use:		Count	Arson	Aid given
241	Adult education center, college classroom	1	0	
300	Health care, detention, & correction, other	4	0	
311	24-hour care Nursing homes, 4 or more persons	91	0	
321	Mental retardation/development disability facility	2	0	
331	Hospital - medical or psychiatric	16	0	
340	Clinics, doctors offices, hemodialysis cntr, other	27	0	
341	Clinic, clinic-type infirmary	1	0	
361	Jail, prison (not juvenile)	5	0	
400	Residential, other	3	0	
419	1 or 2 family dwelling	543	0	
429	Multifamily dwelling	47	0	
449	Hotel/motel, commercial	2	0	
459	Residential board and care	7	0	
460	Dormitory-type residence, other	1	0	
500	Mercantile, business, other	11	0	
511	Convenience store	4	0	
519	Food and beverage sales, grocery store	10	0	
529	Textile, wearing apparel sales	1	0	
539	Household goods, sales, repairs	1	0	
549	Specialty shop	6	0	
557	Personal service, including barber & beauty shops	3	0	
559	Recreational, hobby, home repair sales, pet store	2	0	
569	Professional supplies, services	3	0	
571	Service station, gas station	2	0	
579	Motor vehicle or boat sales, services, repair	4	0	
580	General retail, other	1	0	
599	Business office	2	0	
631	Defense, military installation	2	0	
700	Manufacturing, processing	1	0	
899	Residential or self-storage units	2	0	
900	Outside or special property, other	1	0	
926	Outbuilding, protective shelter	1	0	
931	Open land or field	8	0	
935	Campsite with utilities	1	0	
936	Vacant lot	2	0	
938	Graded and cared-for plots of land	2	0	
946	Lake, river, stream	1	0	
960	Street, other	57	0	
961	Highway or divided highway	14	0	
962	Residential street, road or residential driveway	13	0	
963	Street or road in commercial area	14	0	
965	Vehicle parking area	9	0	
981	Construction site	2	0	
983	Pipeline, power line or other utility right-of-way	2	0	
<b>Total calls by district:</b>		<b>Count</b>	<b>Arson</b>	
001	District One	171	0	
002	District Two	124	0	
003	District Three	79	0	
004	District Four	119	0	
005	District Five	186	0	

Prepared: 8/12/16, 15:17:27

7/01/16 to 7/31/16

Program: FI263L

<b>Total calls by district:</b>		<b>Count</b>	<b>Arson</b>
006	DISTRICT SIX	151	0
007	District Seven	141	0
010	Outside City Area	12	0

<b>Total calls by station:</b>		<b>Count</b>	<b>Aid given</b>
001	Station #1	189	1
002	Station #2	161	0
003	Station #3	109	1
004	Station #4	132	0
005	Station #5	193	1
006	Station #6	149	1
007	Fire Prevention	9	0
010	Training Division	1	0
777	Station #7	40	0

<b>Total calls by shift:</b>		<b>Count</b>
001	A Platoon	337
002	B Platoon	316
003	C Platoon	330

<b>Total calls by action taken:</b>		<b>Count</b>
00	Action taken, other	23
10	Fire control or extinguishment, other	1
11	Extinguishment by fire service personnel	13
21	Search	1
22	Rescue, remove from harm	4
30	Emergency medical services, other	40
31	Provide first aid & check for injuries	37
32	Provide basic life support (BLS)	30
33	Provide advanced life support (ALS)	586
34	Transport person	3
40	Hazardous condition, other	1
44	Hazardous materials leak control & containment	1
45	Remove hazard	2
50	Fires, rescues & hazardous conditions, other	1
51	Ventilate	1
55	Establish safe area	3
63	Restore fire alarm system	3
64	Shut down system	4
70	Assistance, other	7
71	Assist physically disabled	16
73	Provide manpower	15
75	Provide equipment	1
79	Assess severe weather or natural disaster damage	6
81	Incident command	46
82	Notify other agencies.	4
85	Enforce codes	1
86	Investigate	70
87	Investigate fire out on arrival	9
92	Standby	4
93	Cancelled en route	50

**Apparatus totals:**

Apparatus	Emergency responses	Average per day	Non-emergency responses	Average per day	Total responses	Average per day	Average turnout	Average response
BT1	4	.12	3	.09	7	.22	0:01:32	0:03:59
BT2	6	.19	2	.06	8	.25	0:01:36	0:09:12
BT3	3	.09	3	.09	6	.19	0:00:58	0:03:43
BT4	7	.22	2	.06	9	.29	0:01:06	0:08:51
BT5	2	.06	1	.03	3	.09	0:02:53	0:05:37
BT6	14	.45	0	.00	14	.45	0:01:20	0:06:05
EMSA	1	.03	0	.00	1	.03	0:00:38	0:00:00
E1	119	3.83	18	.58	137	4.41	0:01:06	0:04:20
E3	61	1.96	11	.35	72	2.32	0:01:09	0:05:52
E4	93	3.00	12	.38	105	3.38	0:00:56	0:07:37
E5	132	4.25	18	.58	150	4.83	0:01:01	0:05:08
E7	148	4.77	22	.70	170	5.48	0:00:59	0:04:50
FD113	2	.06	0	.00	2	.06	0:00:09	0:05:11
FD211	15	.48	1	.03	16	.51	0:01:06	0:08:41
FD212	50	1.61	4	.12	54	1.74	0:00:27	0:06:57
FD312	9	.29	0	.00	9	.29	0:00:27	0:14:40
FD313	7	.22	0	.00	7	.22	0:02:17	0:15:27
FD314	4	.12	1	.03	5	.16	0:03:33	0:22:24
FD415	0	.00	1	.03	1	.03	0:00:00	0:00:00
LAD2	92	2.96	9	.29	101	3.25	0:00:57	0:05:42
LAD6	125	4.03	13	.41	138	4.45	0:01:00	0:05:45
MERCY	1	.03	0	.00	1	.03	0:00:05	0:10:16
RES1	16	.51	3	.09	19	.61	0:00:59	0:09:12
SQD1	157	5.06	15	.48	172	5.54	0:01:21	0:05:43
SQD2	163	5.25	10	.32	173	5.58	0:00:54	0:06:49
SQD3	94	3.03	12	.38	106	3.41	0:01:16	0:06:52
SQD4	103	3.32	8	.25	111	3.58	0:00:58	0:07:33
SQD5	170	5.48	13	.41	183	5.90	0:01:03	0:05:28
SQD6	136	4.38	11	.35	147	4.74	0:01:05	0:05:47

**Fire incidents with dollar loss:**

	Dollar loss	Dollar value
2016-0005275-000 7/01/16 Grass fire INTR FLORENCE & S OLIVE AVE	6	115,000
2016-0005313-000 7/02/16 Brush or brush-and-grass mixture fire 39000 E 71ST ST, WAGONER COUNTY, OK, 74014	2	10,001
2016-0005316-000 7/03/16 Outside rubbish, trash or waste fire 410 W PITTSBURG PL, BROKEN ARROW, OK, 74012	200	500
2016-0005336-000 7/03/16 Outside rubbish, trash or waste fire 1125 N JUNIPER PL, BROKEN ARROW, OK, 74012	2	105,000
2016-0005337-000 7/03/16 Outside rubbish fire, other 4951 S 209TH AVE, BROKEN ARROW, OK, 74014	2	2
2016-0005341-000 7/03/16 Off-road vehicle or heavy equipment fire 5309 S 257TH AVE, WAGONER COUNTY, OK, 74014	3,001	20,050
2016-0005371-000 7/04/16 Grass fire 13041 E 67TH ST, BROKEN ARROW, OK, 74012	2	20,000
2016-0005489-000 7/08/16 Outside rubbish fire, other 7101 S DATE PL, BROKEN ARROW, OK, 74011	2	2
2016-0005498-000 7/09/16 Building fire 3508 E LOUISVILLE ST, BROKEN ARROW, OK, 74014	27,000	152,000

Fire incidents with dollar loss:			Dollar loss	Dollar value
2016-0005594-000	7/12/16	Dumpster or other outside trash receptacle fire 4600 S 257TH AVE, WAGONER COUNTY, OK, 74014	11	50,010
2016-0005631-000	7/13/16	Building fire 126 N ELM PL, BROKEN ARROW, OK, 740120000	6,000	2,001,000
2016-0005838-000	7/18/16	Passenger vehicle fire INTR 9TH & E LANSING ST	2	55,500
2016-0005858-000	7/19/16	Grass fire INTR 273RD & E 71ST ST	2	21,000
2016-0005870-000	7/19/16	Forest, woods or wildland fire 3000 W PITTSBURG ST, BROKEN ARROW, OK, 74012	2	2
2016-0005921-000	7/21/16	Grass fire INTR WASHINGTON & E HIGHWAY 51	2	2
2016-0005953-000	7/22/16	Building fire 6127 S 114TH AVE, BROKEN ARROW, OK, 74012	9,000	14,000
2016-0005959-000	7/22/16	Building fire 202 W COLLEGE ST, BROKEN ARROW, OK, 740120000	1,000	150,000
2016-0005992-000	7/23/16	Passenger vehicle fire INTR HIGHWAY 51 WB & E KENOSHA ST	3,001	3,001
2016-0006015-000	7/24/16	Dumpster or other outside trash receptacle fire 706 S ELM PL, BROKEN ARROW, OK, 74012	301	1,505
2016-0006070-000	7/25/16	Cooking fire, confined to container 2533 E ALBANY ST #1001, BROKEN ARROW, OK, 74014	100	1,020,000
2016-0006076-000	7/26/16	Outside rubbish, trash or waste fire 222 E FREEPORT ST, BROKEN ARROW, OK, 74012	2	2
2016-0006183-000	7/29/16	Dumpster or other outside trash receptacle fire 801 W HOUSTON ST, BROKEN ARROW, OK, 74012	100	1,000
2016-0006195-000	7/30/16	Building fire 4609 W PITTSBURG ST, BROKEN ARROW, OK, 74012	16,000	260,000
2016-0006200-000	7/30/16	Passenger vehicle fire 2909 E MONTPELIER ST, BROKEN ARROW, OK, 74012	8,150	8,150
2016-0006204-000	7/30/16	Building fire 2611 S 10TH ST, BROKEN ARROW, OK, 74012	10,000	350,000
<b>Totals:</b>			25 incidents	83,890




Other incidents with dollar loss:			Dollar loss	Dollar value
2016-0005361-000	7/04/16	Overheated motor INTR MAIN & W DETROIT ST	501	501
2016-0005764-000	7/16/16	Unauthorized burning 1932 W URBANA ST, BROKEN ARROW, OK, 74012	2	2
2016-0005806-000	7/17/16	Gas leak (natural gas or LPG) 1400 W JASPER ST, BROKEN ARROW, OK, 74011	500	500
2016-0006197-000	7/30/16	Unauthorized burning INTR JASPER & S 152ND AVE	2	20,000
<b>Totals:</b>			4 incidents	1,005

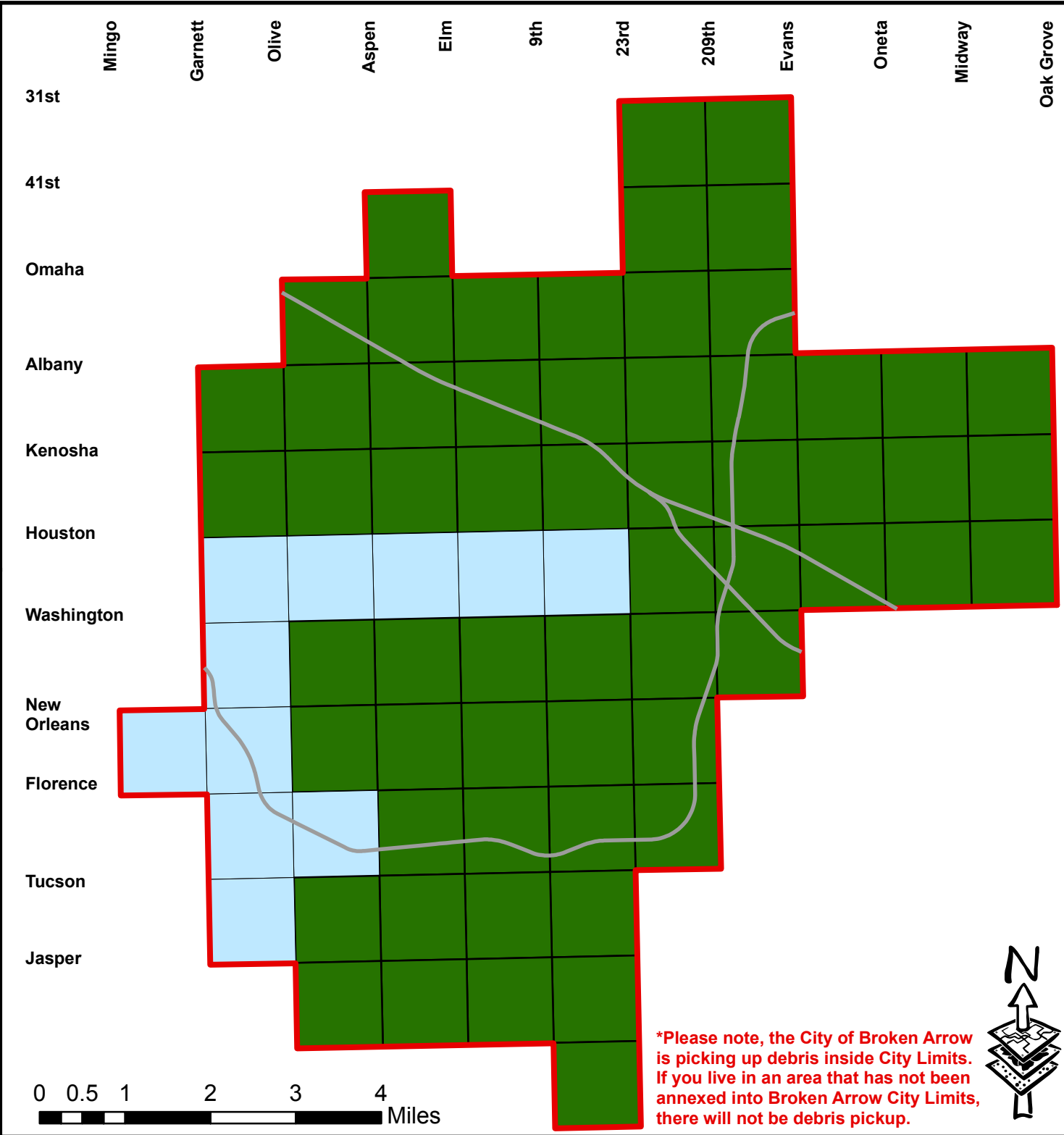


# Storm Damage Clean-up Area

**Start Date:**  
8-1-16  
**Last Update:**  
8-19-16 7:40 AM

**Legend**

-  Clean Up Area
-  Incomplete
-  Complete



*\*Please note, the City of Broken Arrow is picking up debris inside City Limits. If you live in an area that has not been annexed into Broken Arrow City Limits, there will not be debris pickup.*

## 2. GENERAL CORRESPONDENCE / NOTIFICATION



**PRESS RELEASE**

**Contact: Krista Flasch**  
**Director of Communications**  
**City of Broken Arrow**  
**Phone: (918) 259-2400, ext. 5309**  
**Mobile: (918) 409-7771**

## **City to Investigate Implementation of Curbside Recycling** *Survey results indicate interest in recycling*

**Broken Arrow, Okla. (8/16/2016)** – The City of Broken Arrow will form a special citizens committee to investigate residential curbside recycling, after the City Council at Tuesday night’s meeting approved the results of the recent refuse and recycling survey. A recommendation for implementing a curbside recycling program is anticipated by April 2017. If accepted by the City Council, curbside collection could start by the end of 2017 and would include an in-depth public education process on implementation.

Between May 9 – 13, 2016, SoonerPoll administered a randomized, statistically valid telephone survey which asked residents about their satisfaction with the current trash system and gauged interest in a recycling program. Sooner Poll used a combination of randomly-dialed landlines in Broken Arrow and cell phones of adults (age 18 and older) living in the City.

### **Survey Findings:**

- 91% of respondents like the current trash collection program.
- 82.4% would make an effort to recycle more if they had curbside recycling service.
- Residents agree that their limited access to recycling is “behind the times.”
- Residents have varying opinions on a cart-based collection system.
- View more findings at [www.brokenarrowok.gov/recycling-survey](http://www.brokenarrowok.gov/recycling-survey).

“It is very important for residents to know that the current refuse collection will not change. What could change, is the *addition* of curbside recycling to our menu of services,” said City Manager Michael Spurgeon. “We will make sure the community is involved in the planning process, and that’s why we’re forming a citizens task force to explore options for curbside recycling. The collection method that is decided on must fit into our residents’ routines.”

*(Continued)*

**About BA's Refuse Service**

Broken Arrow's Sanitation Division provides refuse pickup services to more than 33,000 residential solid waste customers. Residents receive twice weekly trash service, either Monday/Thursday or Tuesday/Friday.

Sanitation crews collect approximately 3,100 tons of refuse monthly. This varies throughout the year based on yard waste. The average Broken Arrow household generates about 203 pounds of solid waste per month. Refuse is taken to the Waste Management Quarry Landfill. The landfill is located 15 miles from the center of Broken Arrow.

###

**From:** "Heinrichs, Jay"

**Date:** August 15, 2016 at 9:24:41 AM CDT

**To:** "Spurgeon, Michael"

**Subject: 452,182,700 Gallons of water were billed in July, 2016**

	<u>2016</u>	<u>2015</u>	<u>2014</u>
Gallons:	452,182,700	389,897,920	410,879,920
Locations:	36,321	35,753	35,306

**To:** Michael Spurgeon, City Manager  
**From:** Lori Hill  
**CC:** Norman Stephens  
**Date:** August 19, 2016  
**Re:** Notes to Council – Updated 2017 FINAL OneVoice Regional Tourism Task Force Issue Statements

---

---

OneVoice is Northeast Oklahoma's principle business-driven regional advocacy effort. Facilitated by the Tulsa Regional Chamber and 70 regional partner organizations, OneVoice engages the business community each year to identify key legislative priorities that advance the region and its business prosperity.

Each summer, nine OneVoice task forces meet to identify state and federal priorities in target areas. The top issues from each task force are then vetted by the OneVoice Summit in the fall, where the final OneVoice agenda is crafted.

The top three state and federal issues are listed below. The #1 issues will automatically be placed on the 2017 Regional OneVoice Legislative Agenda, and the remaining issues will be up for consideration at the Regional Legislative Summit. This year's Summit takes place on September 1<sup>st</sup> from 7:30am – 12pm at the Renaissance Hotel, 71<sup>st</sup> Street.

State Issues

1. Self-Determination in Facility Firearm Policies
2. Airbnb
3. Route 66

Federal Issues

1. Federal Historic Tax Credits
2. Page Belcher Federal Courthouse
3. Aviation Workforce