

THRIVE!

Your Money at Work



2018 Financial Report



BROKEN ARROW

Where opportunity lives



TABLE OF CONTENTS

LEADERSHIP

Meet your City Councilors	2
Governance	3
Message from the City Manager	4
Accountability	6
City Organization	7

COLLABORATION

Education Partners	8
Economic Development	9

SALES TAX	12
------------------------	----

PROPERTY TAX	14
---------------------------	----

MONEY IN

Where does the money come from?	16
---------------------------------------	----

MONEY OUT

Where does the money go?	18
--------------------------------	----

COST OF SERVICES

Employees & Equipment	20
OpenGov	21
Water Utility	22
Utility Rate Comparisons	24

BROKEN ARROW IN MOTION

2017-2018 Projects	26
Completed Projects	31
Road Maintenance Program	32
2018 General Obligation Bond	33

BA BY THE NUMBERS	34
--------------------------------	----

STAY IN TOUCH	36
----------------------------	----

LEADERSHIP

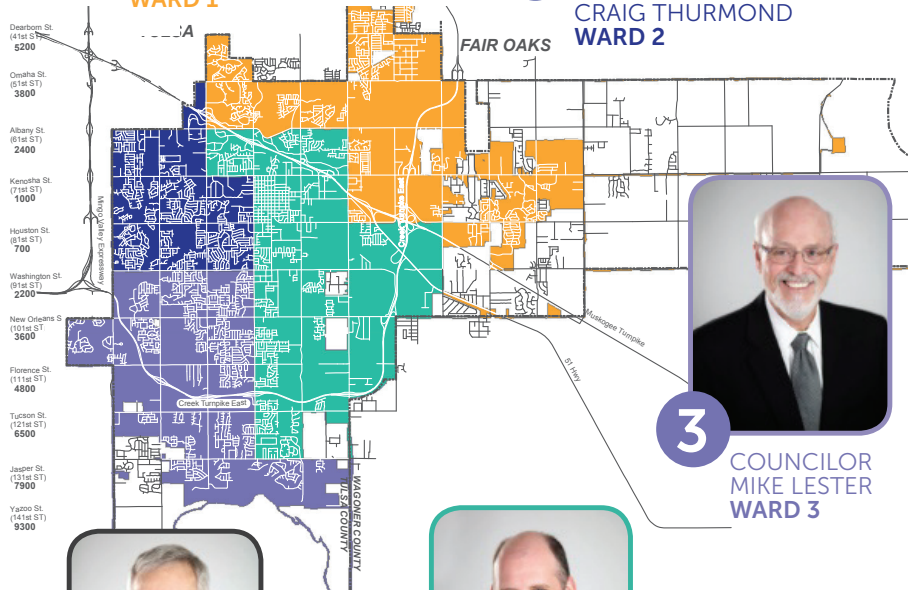
MEET YOUR CITY COUNCILORS



1 COUNCILOR
DEBRA WIMPEE
WARD 1



2 MAYOR
CRAIG THURMOND
WARD 2



3 COUNCILOR
MIKE LESTER
WARD 3



COUNCILOR
JOHNNIE PARKS
AT LARGE



4 VICE MAYOR
SCOTT EUDEY
WARD 4



GOVERNANCE

BROKEN ARROW operates under a Council-Manager form of government.

- ✓ City Council members vote on policy decisions.
- ✓ The City Manager, hired by the Council, oversees the day-to-day operations.
- ✓ Councilors are elected from each ward for a four-year term; the fifth member is an at-large member who can reside in any of the City's wards.
- ✓ Councilors must live in the ward they represent, but ALL registered voters may vote in any Council election.
- ✓ The Council chooses among themselves who will serve as Mayor and Vice Mayor.
- ✓ City Council members are unpaid elected officials.

WATCH CITY COUNCIL MEETINGS



The City Council meets at 6:30 p.m. on the first and third Tuesday of each month at City Hall, 220 S. First Street. (June meetings are held on the first and third Monday.)



Watch on Cox Cable channel 24. Archived meeting videos are online at BrokenArrowOK.gov.

MESSAGE

FROM THE CITY MANAGER
MICHAEL SPURGEON



On behalf of the Broken Arrow City Council, we are pleased to present our second annual financial newsletter, *Your Money at Work!* This publication increases transparency by sharing with you the fundamental aspects of BA's finances and Fiscal Year (July-June) work priorities.

As stewards of YOUR tax dollars, we strive to prioritize resources and align revenues and expenditures, while maintaining appropriate reserve levels. The financial report drills-down on where our revenues come from and how it is spent, outlines the services and resources you depend on, and provides tax and utility rate comparisons.

Our primary revenue source to pay for essential City services (i.e. public safety, parks, road maintenance, etc.) continues to be sales tax, which is a very elastic, unstable and regressive source of revenue. Arguably, the current state-wide taxation model has not kept up with the way consumers shop and do business in today's markets. An ongoing goal of the administration is to promote shopping local, which helps our businesses and generates sales tax for City operations. The City does not receive ANY property (ad valorem) taxes for operations; only for the repayment of General Obligation debt approved by voters.

As I complete my second year of service, I want to reiterate our top three priorities:

- 1 Continue to be a safe community**
- 2 Develop a well-maintained public infrastructure**
- 3 Maintain an outstanding quality of life**

When it comes to maintaining our public infrastructure (streets, roads, parks, water, sewer and stormwater, etc.) we need to provide the most modern and innovative amenities available. These improvements contribute to the high quality of life our residents enjoy and help accommodate future growth opportunities.

The upcoming Fiscal Year is going to be an exciting time, as we have planned nearly \$39 million in road work, \$13.7 million in parks and recreation improvements, and will complete nearly \$32.8 million in public utility infrastructure work to our existing system. These projects represent a major reinvestment in our future, and we're excited about all the improvements planned and putting your tax dollars to work for all of us.

Since joining the organization back in 2015, I have had the privilege to visit with many local groups and individuals about why they love BA. I have been inspired by the community's level of involvement and earnest desire to help maintain our City as a great place to live, work and play. To make sure BA remains a place where people want to "come to and not just go from", we must continue leaning forward and focus on three things: vision, mission and priorities. By doing this, we will keep attracting new residents, students, businesses and visitors.

Best regards,

Michael Spurgeon



**\$39 MILLION
IN ROAD WORK**



**\$13.7 MILLION
IN PARKS & REC**



**\$32.8 MILLION
IN UTILITY
INFRASTRUCTURE**



CITY OF BROKEN ARROW ORGANIZATIONAL CHART



Don't have time to go to every City Council meeting but want to know what happened?

Watch "City Council Highlights"



Want to know how we're spending your tax dollars?

Watch "Broken Arrow in Motion: Project Updates"
Check out BrokenArrowOK.OpenGov.com



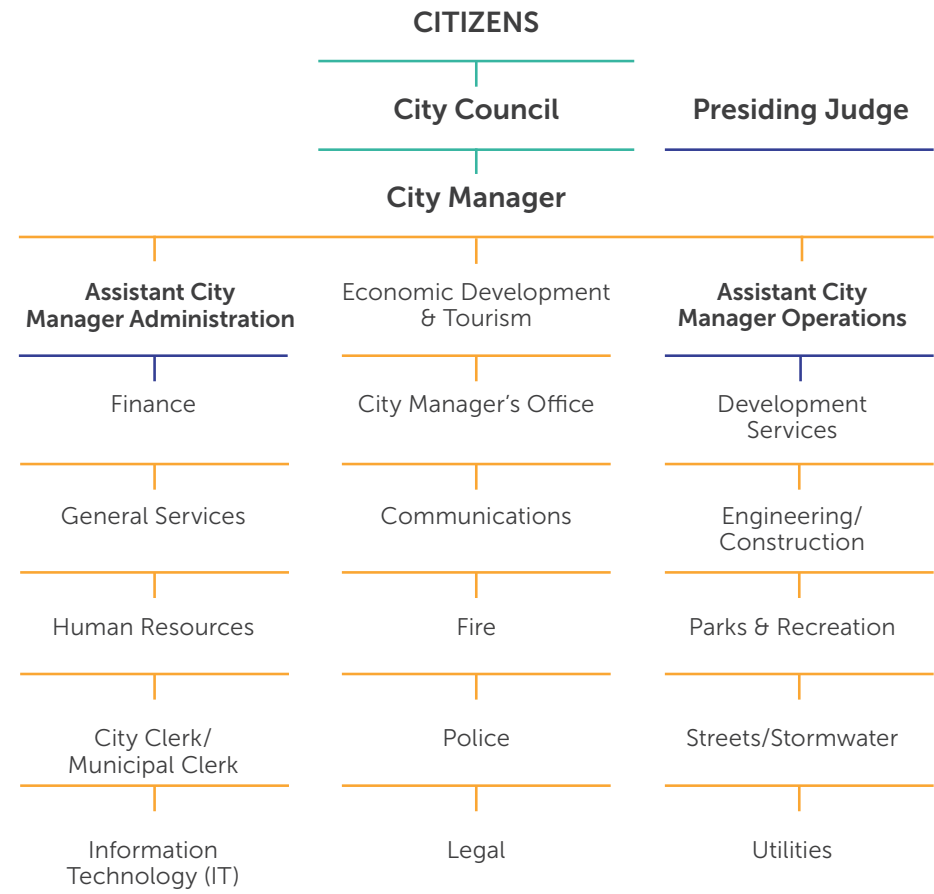
Coming Soon!

A new video series for you to hear the Mayor and City Council goals for Broken Arrow



Watch Our Videos

Cox Channel 24 and
YouTube.com/CityofBrokenArrow



COLLABORATION

EDUCATION PARTNERS COLLABORATION BENEFITS US ALL

Fire and Emergency Medical Services Internship

New this year is the Fire and Emergency Medical Services internship program, a partnership with Tulsa Community College (TCC). The internship allows TCC Fire and EMS students to take part in the 20 week Broken Arrow Fire Academy, alongside new Broken Arrow Fire recruits. Any TCC intern hired through the partnership will save the City \$14,000 in training since they will have already completed the 20 week academy. BAFD employees can also take courses from TCC's Fire and EMS program for professional development or toward an associate degree.

Cooperative Training with TulsaTech

With labor-intensive jobs being hard to fill, the City of Broken Arrow and TulsaTech are cooperating on training people in skills necessary in municipal labor and trade. The City often doesn't have a dedicated trainer for many of these positions. Through this program, TulsaTech will provide the training staff while the City provides facilities for training.

Participants have already completed training in asphalt maintenance and repair, confined space, excavation safety, and concrete maintenance and repair. Future trainings will include CDL-preparation and grounds maintenance, and more classes are being scheduled as we continue to grow the program to benefit not only our City but other area communities as well.

ECONOMIC DEVELOPMENT HELPING BUSINESSES, CREATING JOBS

Broken Arrow continues to attract new businesses that create new jobs and provide opportunities to work, eat, shop, live and play within our community.

How do we accomplish this? The City partners with the Broken Arrow Economic Development Corporation (EDC) and the Broken Arrow Chamber of Commerce to recruit new companies and help existing businesses expand.

What BA Can Offer

The two main tools in our economic development toolbox are:

- Installation of public infrastructure (e.g. roads, utilities and stormwater controls); and
- Financial incentives when appropriate.

Recruiting businesses to a community is an extremely fluid and dynamic process, but it's an ongoing effort we enthusiastically pursue every day.

Getting the Shopping, Dining Options We Want

Three things matter most when national retailers decide to open a new store or restaurant: Traffic counts in the area where they want to locate, household incomes in the target/market area and the distance to any existing stores or competition.

Great schools, safe neighborhoods and diverse parks and recreational facilities add to the high quality of life we all enjoy. These are some of the reasons why companies see Broken Arrow as a good investment. The following success stories prove why.

Retailers look for:



Traffic



Household Income



Distance to
Existing Stores



Image: www.tulsacc.edu

ECONOMIC DEVELOPMENT

SUCCESS STORIES

Global Manufacturing Company Expanding in BA

International manufacturer Alfa Laval will expand its operations in Broken Arrow, adding more than 260 new jobs within the next seven years. Alfa Laval specializes in the development of heat exchangers and currently employs 114 people.



Located at
1201 S. 9th Street



Develop 21 additional
acres, more than doubling
the size of the current site



Plans are to create a
United States of America
competence center, which
will provide a greater
critical mass of welded
heat exchanger expertise



City will spend \$500,000
to build an industrial
access road; the
Oklahoma Department of
Transportation will pay the
remainder of the cost



Alfa Laval is committed to
hiring 267 new full-time
employees



Phase I construction starts
January 2018

Four Story Mixed Use Development Coming to the Rose District

Milestone Capital and Cowen Construction will invest nearly \$18 million to build a four story, mixed use space that will include retail, Class A offices and up to 90 apartment units in downtown Broken Arrow.



Located at
305 N. Main Street



Four story building,
121,000 square feet



Combination residential,
retail and office space



Largest private-public
development to-date
in the Rose District



City will lease the land
and provide some
infrastructure upgrades

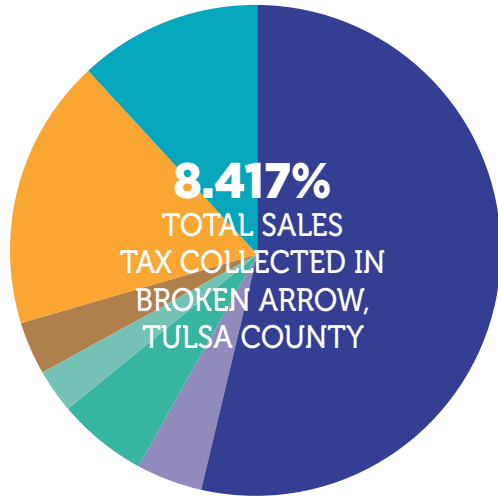


Estimated to
generate \$150,000
per year in sales tax
revenue, & estimated
\$250,000 per year in
property tax revenue



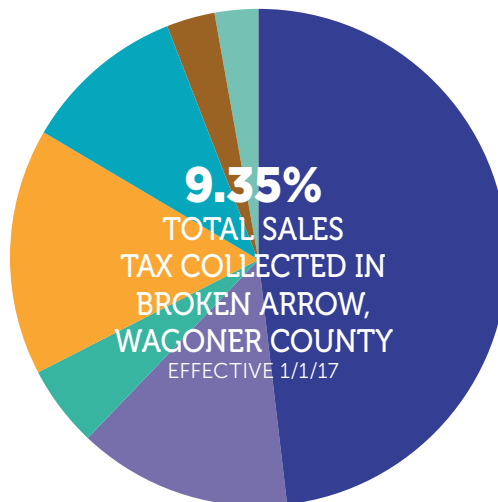
SALES TAX

CITY OF BROKEN ARROW TAX RATE TULSA COUNTY



- State of OK 4.5%
- BA Municipal Authority 1.0%
- General Fund 1.5%
- Police & Fire .30%
- Streets .25%
- STCI .50%
- Tulsa County .367%

CITY OF BROKEN ARROW TAX RATE WAGONER COUNTY



- State of OK 4.5%
- BA Municipal Authority 1.0%
- General Fund 1.5%
- Police & Fire .30%
- Streets .25%
- STCI .50%
- Wagoner County 1.3%

THE STATE OF OKLAHOMA RECEIVES LARGEST SHARE OF SALES TAX

After Tulsa County receives its 0.367%, this leaves 3.55% to be used locally in our community. 1.5% is set aside for General Fund Operations. 1% is for the Broken Arrow Municipal Authority, which oversees water, sewer, stormwater and trash services. 0.5% is dedicated to the Sales Tax Capital Improvement (STCI) fund.

As a result of the Vision 2025 sales tax renewal voters approved in November 2015, Police and Fire will have a dedicated revenue fund, starting January 1, 2017. Those public safety departments will divide 0.3% of sales tax revenue equally between them. The funds will hire 20 new police officers and 20 new firefighters. The Vision tax renewal also provides dedicated revenue of 0.25% of the tax to the maintenance and repair of Streets in BA.

SALES TAX RATE COMPARISON

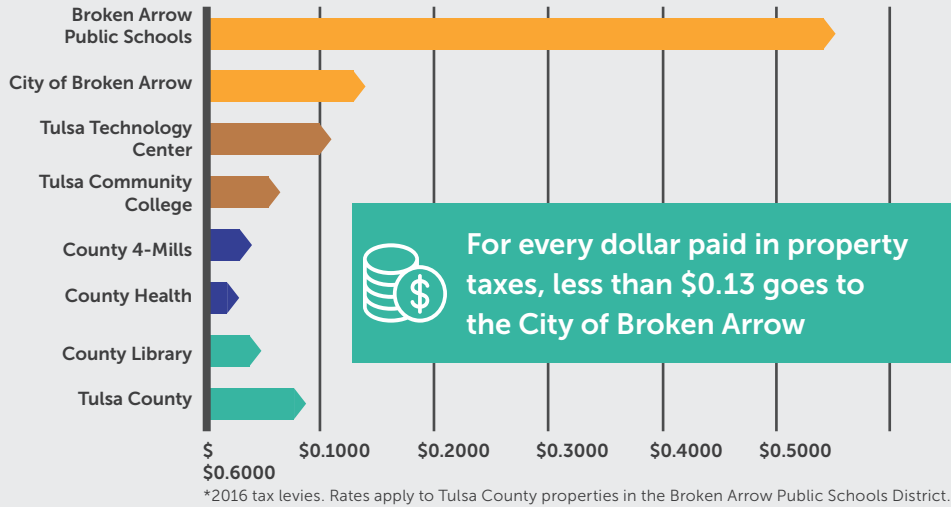
MUNICIPALITY		SALES TAX RATE
Bixby	Tulsa County	8.917%
	Wagoner County	9.850%
Broken Arrow	Tulsa County	8.417%
	Wagoner County	9.350%
Edmond		8.250%
Jenks		8.417%
Norman		8.750%
Oklahoma City		8.375%
Owasso	Tulsa County	8.917%
	Rogers County	10.383%
Tulsa		8.517%

*Rates effective through September 2017



YOUR PROPERTY TAX WHAT YOU SHOULD KNOW

JURISDICTION



What Does My Property Tax Pay For?

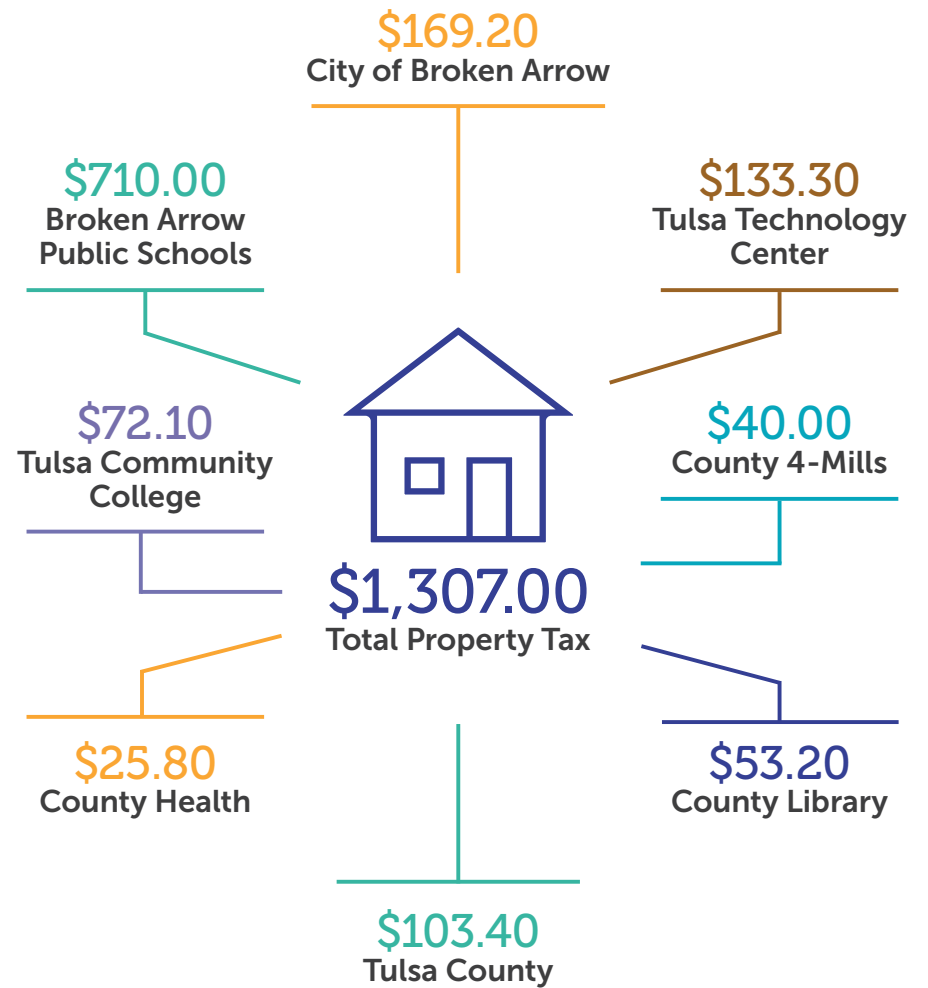
The property tax received by the City, also known as ad valorem tax, is used to pay the interest and principle on General Obligation Bonds. Voters approve these bonds to construct large ticket items, such as the building of roads, new infrastructure, public buildings and parks facilities – improvements that ensure BA keeps up with growth and continues to provide a high quality of life. Property tax is also used to pay for municipal judgments.

How Is My Property Tax Calculated?

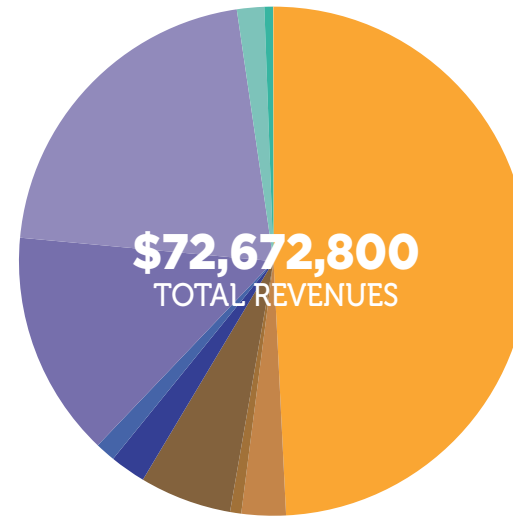
Property taxes are calculated based on the value of your property. The County Assessor values your property, sets your tax rates and collects your taxes; however, state law governs how the process works.

Is My Property Tax Used For Operating Expenses?

No, the City does not use property taxes for operations. This funding source is used specifically for capital projects and judgments only.



THE CITY OF BROKEN ARROW, LIKE ALL MUNICIPALITIES IN OKLAHOMA, RELIES PRIMARILY ON SALES TAX REVENUE TO FUND OPERATIONS. OKLAHOMA IS THE ONLY STATE IN THE COUNTRY WHERE MUNICIPALITIES ARE ALMOST ENTIRELY DEPENDENT ON SALES TAX FOR GENERAL FUND OPERATIONS. SALES TAX MAKES UP THE LARGEST PERCENTAGE OF REVENUE IN BROKEN ARROW'S GENERAL FUND.



GENERAL FUND BUDGETED REVENUE 2017-2018

CATEGORIES EXPLAINED

SALES TAX: A tax levied on the purchase of goods in Broken Arrow.

USE TAX: A 3.55% tax assessed on purchases made from out-of-state vendors by local businesses and citizens.

TOBACCO TAX: A sales tax on cigarettes and other tobacco products, which is received by the State of Oklahoma. A portion of the funds is distributed to cities and counties.

FRANCHISE TAX: A tax assessed on utility companies that operate in the City (e.g., Cox Communications, Windstream, etc.).

FINES, FORFEITURES & ASSESSMENTS: Funds received by the municipal court.

LICENSES & PERMITS: Revenues from building permits, business licenses, firework permits and security system permits.

CHARGES FOR SERVICE: Fees from Parks & Recreation classes and other services the City provides.

TRANSFERS IN: Funds transferred from the Broken Arrow Municipal Authority (BAMA) to cover the cost of overhead services provided to BAMA by the General Fund. These expenditures include Human Resources, Information Technology, City Manager's Office, Legal and Finance.

INTERGOVERNMENTAL: Revenue received from other governmental entities - i.e., grants.

WHERE DOES THE MONEY COME FROM?


\$35,765,000
 Sales Tax



\$2,045,000
 Use Tax



\$515,000
 Tobacco



\$4,244,100
 Franchise Tax



\$1,653,600
 Fines, Forfeitures & Assessments



\$929,400
 Licenses & Permits



\$10,423,000
 Charges for Services



\$15,420,000
 Transfers In



\$1,260,900
 Miscellaneous



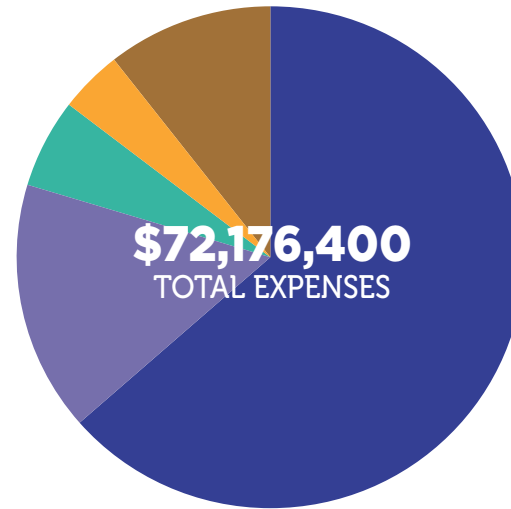
\$397,200
 Intergovernmental



\$19,600
 Interest

MONEY OUT

FISCAL YEAR 2018 EXPENDITURES FOR GENERAL FUND OPERATIONS IS BUDGETED AT \$72,176,400. PUBLIC SAFETY REPRESENTS THE LARGEST CATEGORY AT 64% OF TOTAL BUDGETED EXPENDITURES.



GENERAL FUND BUDGETED EXPENSES 2017-2018

CATEGORIES EXPLAINED

GENERAL GOVERNMENT:

Expenses from the City Manager's Office and the Finance, Information Technology, Human Resources, City Clerk, Legal and Development Services Departments.

PARKS & RECREATION:

Expenses for City parks and recreation facilities.

PUBLIC SERVICES: Expenses for streets, cemetery and traffic signalization.

TRANSFERS OUT:

Amounts transferred to the Broken Arrow Municipal Authority.

PUBLIC SAFETY: Expenses from the Police and Fire Departments. These amounts are transferred to the special revenue funds created after voters renewed the Vision 2025 sales tax to help fund public safety expenses.

WHERE DOES THE MONEY GO?



\$45,860,786
Public Safety



\$11,637,400
General Government



\$7,627,614
Transfers Out



\$4,144,000
Parks & Recreation



\$2,906,600
Public Services

EMPLOYEES & EQUIPMENT

When you shop in Broken Arrow, you support critical services in your community through sales tax.



SALARIES AND BENEFITS

	COST	TAXABLE SALES NEEDED TO COVER COST
Police Officer	\$81,815	\$13,015,875
Firefighter Paramedic	\$80,216	\$14,879,309
Street Worker	\$55,084	\$2,203,360



EQUIPMENT

	COST	TAXABLE SALES NEEDED TO COVER COST
Police Car	\$38,753	\$7,750,600
Ambulance	\$301,412	\$60,282,400
1-Ton Work Truck	\$38,662	\$7,732,400

OpenGov is a new online interactive financial accountability tool the City of Broken Arrow offers for residents to easily track how the City spends tax dollars. City financial information is only a few clicks away thanks to this tool.

Visit BrokenArrowOK.OpenGov.com to begin using it.

How much money have the City pools brought in this year?

1. Select "Current Year Budget v. Actuals"
2. Set filters to "Revenues" and broken down by "Revenue Type"
3. Click on "Charges for Services," then "Culture-Recreation," and then "Swimming Pools"



How much has the Police Department spent on fuel this year?

1. Select "Current Year Budget v. Actuals"
2. Set Filters to "Expenses" broken down by "Departments"
3. Click "Public Safety," the "Police," and "Police" again
4. Switch break down filter to "Expense Type"
5. Click on "Materials & Supplies," then "Fuel & Lubricants"



WATER QUALITY

Broken Arrow water is safe to drink and free of bacteria and harmful substances. Operators continuously monitor the water throughout the treatment and distribution system. When the water leaves the treatment plant and flows towards Broken Arrow homes and businesses, it not only meets, but surpasses all federal and state requirements for purity. We collect and analyze over 1,200 samples each year to ensure the water supplied to homes and businesses is of the highest quality.

Our primary water supply is the City of Broken Arrow owned and operated Verdigris River Water Treatment Plant. The \$62 million state-of-the-art microfiltration plant came on line in April 2014 and produces approximately 19 million gallons per day (MGD) of treated water. Two supplemental connections with the City of Tulsa can provide up to nine MGD.



LEAD AND COPPER TEST RESULTS

YEAR	2016	2014	2013	2010	2006
COPPER mg/L	0.482	0.281	0.371	0.594	0.550
LEAD mg/L	0.002	0.002	0.002	0.000	0.002

What do the Numbers Mean?

We are happy to report that samples we have tested indicate lead and copper are not an issue in our community. With a lead level of 0.002 mg/L, the City's recent samples are far below the Environmental Protection Agency's (EPA) action level of 0.015 mg/L. The copper level of 0.482 mg/L is also well below the action level of 1.3 mg/L. Lead and copper enter drinking water mainly from corrosion of lead and copper containing plumbing materials.

How do we Test for Lead?


- Samples are collected from an interior faucet, and is the first draw sample collected from a cold water tap (kitchen or bathroom).
- The Tulsa County Health Department analyzes the samples and provides reports.
- The test result is shared with the homeowner who participated in the sample collection.

For a complete look at Broken Arrow's water quality, view the latest Consumer Confidence Report at BrokenArrowOK.gov/2016WATERREPORT.




Our primary water supply is the City of Broken Arrow owned and operated Verdigris River Water Treatment Plant.

UTILITY RATE COMPARISONS

 WATER CHARGE (per 1,000 Gallons)	Inside City	Outside City
Bixby	7.07	7.07
Broken Arrow	4.62	5.38
Edmond	6.11	6.11
Jenks	5.46	-
Norman	3.35	-
Oklahoma City	2.89	-
Owasso	5.90	7.14
Stillwater	6.74	10.11
Tulsa	4.13	5.39

*Single-family residential rates effective October 1, 2017

 SEWER CHARGE (per 1,000 Gallons)	Inside City	Outside City
Bixby	4.00	7.07
Broken Arrow	3.29	3.90
Edmond	3.40	3.40
Jenks	5.73	-
Norman	2.70	-
Oklahoma City	4.06	3.39
Owasso	3.41	3.58
Stillwater	8.13	12.20
Tulsa	7.30	11.92

*Single-family residential rates effective October 1, 2017

 STORMWATER	
Bixby	4.0
Broken Arrow	6.29
Edmond	3.00
Jenks	2.00
Norman	-
Oklahoma City	-
Owasso	3.50
Stillwater	-
Tulsa	7.03

*Single-family residential rates effective October 1, 2017

BROKEN ARROW IN MOTION

The following pages list many of the public projects the City of Broken Arrow is working on. We will provide a two-year work plan, letting you know the status of the projects, the cost and the funding sources.

The life-cycle of some projects can be lengthy. For example, road widening efforts involve negotiating land purchases for right-of-way access and relocating utilities. Some road projects may involve multiple jurisdictions working together. And, of course, the ever-changing Oklahoma weather can impact the schedule.

Please join us in tracking these projects from start to finish. It's rewarding when we can say the work is complete!



2017-2018 PROJECTS



Project	Status	Cost	Funding
Midway/Kenosha Street Signal	Under construction	\$275,000	Street Light
Rehabilitate Lola St and Cedar Ave	Under construction	\$232,900	2011 Bond
Widen 37th St - Omaha to Albany St	Under construction	\$4,000,000	2014 Bond
Widen Florence St - Olive to Aspen Ave	Obtaining right-of-way	\$4,175,000	2014 Bond
9th St Public Parking Lot	In progress	\$200,000	Capital Improvement
Construct Main St Streetscapes Phase 5 - Detroit to Elgin St	In progress	\$1,500,000	Vision 2025 Surplus
Resurface Aspen Ave - Washington to New Orleans St	In progress	\$795,700	2014 Bond
Widen 9th St - Elgin to El Paso St	In progress	\$4,230,400	2011 Bond
Widen 23rd St - Kenosha to Houston St	In progress	\$2,931,200	2014 Bond (plus incoming federal grants)
Widen 37th St - Houston to Albany St	In progress	\$2,100,000	2011 Bond
Widen Kenosha St - Date to Main St	In progress	\$1,879,700	2014 Bond
Widen New Orleans St - Aspen to Olive Ave	In progress	\$1,170,000	2011 Bond
Widen Washington St - Garnett to Olive Ave	In progress	\$4,367,900	2014 Bond
Repair Streets	In progress	\$1,200,000	Street Sales Tax
Resurface Rose District Streets	In design	\$373,134	2008 Bond
Resurface Ash Ave - Dallas to College St	In design	\$822,200	2014 Bond
Resurface 1st St - Dallas to College St	In design	\$808,200	2014 Bond
Reconstruct Old Town Streets	TBD	\$241,300	2008 Bond
Resurface Arrow Subdivision Streets	TBD	\$939,900	2014 Bond



Project	Status	Cost	Funding
STREET REPAIRS:			
6100 Center	Under construction	\$15,000	Street Sales Tax
Cambridge Estates	Under construction	\$150,000	Street Sales Tax, Capital Improvement
Central Park Estates	Under construction	\$835,400	Street Sales Tax
Country Aire VII	Under construction	\$25,000	Street Sales Tax
Eagle Creek	Under construction	\$275,000	Street Sales Tax, Capital Improvement
Arrow Subdivision	In design	\$945,000	Street Sales Tax
Ash Ave - College to Detroit St	In design	\$200,000	Street Sales Tax
Lancaster Park	April 2018	\$394,000	Street Sales Tax
Wolf Creek	TBD	\$1,652,100	Street Sales Tax
Resurface 7 miles of 2-lane arterial streets:	5 miles complete	\$373,000	2014 Bond
Jasper, Aspen to Elm Pl	COMPLETE	\$373,000	2014 Bond
Midway, Kenosha to Houston St	COMPLETE	\$373,000	2014 Bond
New Orleans, Garnett to Olive St	COMPLETE	\$373,000	2014 Bond
Omaha, Aspen to Elm Pl	COMPLETE	\$373,000	2014 Bond
Oneta, Kenosha to Houston St	COMPLETE	\$373,000	2014 Bond
Florence, Aspen to Elm Pl	April 2018	\$373,000	2014 Bond
Jasper, Elm Pl to Lynn Lane	April 2018	\$373,000	2014 Bond

*Status as of September 1, 2017

2017-2018 PROJECTS

CONTINUED



UTILITIES

Project	Status	Cost	Funding
Charleston-Westwind Drainage Improvements	Under construction	\$75,000	Capital Improvement
Haikey Creek Plant FEB Addition	Under construction	\$5,300,000	OWRB Loan
Lynn Lane WWTP Digester Upgrade	Under construction	\$1,100,000	OWRB Loan
Lynn Lane WWTP Headworks Facility	Under construction	\$12,000,000	OWRB Loan
Village Square Drainage Improvements	Under construction	\$25,000	2011 Bond
24" Transmission Line - Battle Creek	In progress	\$2,000,000	OWRB Loan
37th Street Detention - Adams Creek	In progress	\$966,574	2011 Bond
Automatic Meter Reading - Phase 2	In progress	\$2,000,000	AMR Loan
County Line Trunk Sewer	In progress	\$1,105,000	OWRB Loan
Eagle Creek Drainage Improvements	In progress	\$150,000	2011 Bond
Haikey Creek Grit Removal Rehab	In progress	\$165,000	OWRB Loan
Haikey Creek Main Lift Station FM Improvements	In progress	\$6,500,000	OWRB Loan
Haikey Creek Maintenance Building	In progress	\$400,000	OWRB Loan
Lift Station SCADA Improvements	In progress	\$1,900,000	OWRB Loan
Lift Station Screening Improvements	In progress	\$1,500,000	OWRB Loan
Lynn Lane Trunk Sewer	In progress	\$1,900,000	OWRB Loan
Stone Ridge Towne Center Diversion	In progress	\$450,000	2014 Bond
Turnberry Detention Pond	In progress	\$100,000	2011 Bond
Water Distribution Lines	In progress	\$350,000	OWRB Loan
Water Plant Improvements	In progress	\$1,050,000	OWRB Loan
Water Tower - South Loop	In progress	\$1,050,000	OWRB Loan
Kenwood Hills Water System Improvements	In design	\$715,000	OWRB Loan
24" Transmission Line - South Loop Design	In design	\$60,000	OWRB Loan



PARKS

Project	Status	Cost	Funding
Construct Rose West Dog Park and trailhead restroom	Under construction	\$473,000	2014 Bond
Improve Indian Springs Sports Complex	Under construction	\$700,000	2011 Bond
Improve soccer fields lighting at Indian Springs Sports Complex	Under construction	\$600,000	2014 Bond
Build concessions, restroom, umpire building at Arrowhead Park	In progress	\$225,000	2014 Bond
Build connection from banquet hall to clubhouse at Battle Creek Golf Club	In progress	\$158,000	2014 Bond
Build playground, restroom, picnic pavilion, lighting at Chrisholm Trail South Park	In progress	\$950,000	2014 Bond
Build restroom at Liberty Parkway Trail	In progress	\$315,000	2014 Bond
Construct Broken Arrow Creek Trail, Phase 1	In progress	\$625,000	Parks & Rec Capital Improvement
Construct Country Aire Park playground	In progress	\$158,000	2014 Bond
Construct a community trail network on Main Street	In progress	\$500,000	2014 Bond
Construct new splash pad/playground at Leisure Park	In progress	\$368,000	2014 Bond
Purchase parks land	In progress	\$2,170,000	2008 Bond
Start Design of adult softball 5-plex at Chisholm Trail South Park	In progress	\$600,000	2014 Bond
Construct 37th Street Park	TBD	\$261,600	2014 Bond

*Status as of September 1, 2017

2017-2018 PROJECTS

CONTINUED



PUBLIC SAFETY

Project	Status	Cost	Funding
Purchase aerial fire truck	In progress	\$1,193,500	2014 Bond
Purchase fire vehicle (quint)	In progress	\$700,000	Fire Sales Tax
Purchase land & design new Fire Station #7	In progress	\$397,900	2014 Bond
Purchase P25 portable radios for Fire Department	In progress	\$350,000	Fire Sales Tax
Purchase self-contained breathing apparatus for firefighters	In progress	\$835,600	2014 Bond
Replace Fire Station #3	In progress	\$4,733,900	2011, 2014 Bond; Fire Sales Tax
Improve Police/Fire Training Center	In progress	\$465,600	2014 Bond; Police Sales Tax
Purchase P25 portable radios for Police Department	In progress	\$550,000	Police Sales Tax
Purchase police command post vehicle and two vehicles	Spring 2018	\$325,000	Police Sales Tax
Purchase police vehicles	In progress	\$350,000	Police Sales Tax
Public Safety Complex	In design	\$447,600	2014 Bond



OTHER

Project	Status	Cost	Funding
Build Creative Arts Center in the Rose District	In progress	\$1,400,000	2014 Bond (plus pending private donations)
Comprehensive Plan Update	In progress	\$197,700	Capital Improvement

*Status as of September 1, 2017

COMPLETED PROJECTS



PROJECTS COMPLETED IN 2017

Project	Cost	Funding
Construct Main St. Streetscapes, Phase 4	\$1,298,100	2014 Bond; Vision 2025 Surplus
Repair, resurface Aspen Ave from Kenosha to Washington St	\$1,125,000	2011 Bond
Resurface Kenosha St from Garnett to Aspen Ave	\$825,959	2014 Bond
Resurface Fairfax Subdivision Streets	\$1,775,400	2011 Bond
Resurface Leisure Park Subdivision Streets	\$679,000	2011 Bond
Build interactive water feature at Rose District Farmers Market	\$1,500,000	Vision 2025 Surplus
Build outdoor tennis, basketball courts at Nienhuis Park	\$360,000	2011 Bond
Convert two Nienhuis Park football fields to synthetic turf, add security lights	\$1,000,000	2014 Bond
Purchase police vehicles	\$720,000	Police Sales Tax
Purchase ambulance for Fire Station #2	\$225,000	Fire Sales Tax
Construct new trunk sewer line from Florence to Tucson street to accommodate new residential, commercial development	\$950,000	Vision 2025 Surplus; Sewer Fund
Stacey Lynn 7 Drainage Improvements	\$200,000	2011 Bond
Design mobile app for citizens to report non-emergency issues via smartphone or computer	\$26,000	BAMA; General Fund



TOTAL INVESTMENT: \$10,684,459

ROAD MAINTENANCE

Broken Arrow streets are the community's largest asset, valued at \$576.1 million. In an effort to preserve those assets, the City of Broken Arrow recently conducted a comprehensive survey of its streets using Infrastructure Management Services (IMS). IMS used lasers and digital cameras to analyze the condition of 622 miles of arterial and neighborhood streets. Knowing the condition of each road helps us prioritize repairs and propose street projects for General Obligation Bonds.

The survey found Broken Arrow's roads are in good condition OVERALL and surpass national standards. IMS also created a database which includes street sign inventory and condition, pavement condition, pavement analysis and a five-year street improvement plan. The plan estimates it will cost the City \$6 million per year to maintain the quality of our roads.

The City's current road maintenance budget is estimated to be \$3.3 million per year, funded through the renewal of the Vision 2025 sales tax. This means many major road projects will need additional funding from voter-approved General Obligation Bonds.

Check out our video at BrokenArrowOK.gov/ROADREPAIR



2018 GENERAL OBLIGATION BOND

The City Council and Administration are in the initial stages of preparing a new General Obligation Bond package of projects for voter approval in the summer of 2018. So just what is a general obligation bond, or GO Bond, and how is it used?

These bonds are a common type of municipal bond in the United States secured by a state or local government's pledge to use legally available resources, including tax revenues, to repay bond holders. Most local government level general obligation pledges include a pledge to levy a property tax to help repay debt requirements. Voter-approved GO Bonds are used to pay for many capital improvements, such as road construction and widening, building new fire stations or adding certain features to parks and public areas. Bonds also help the Broken Arrow Fire and Police Departments replace vehicles regularly, so emergency personnel can respond quickly to calls for help.

Residents will soon have the opportunity to share their thoughts on projects and priorities through an upcoming survey. We want your input on road improvements and other important quality of life projects. We value your input and want to hear your feedback!



Constructed new tennis, basketball courts at Nienhuis Park, and improved accessibility in the Rose District.

BROKEN ARROW
BY THE NUMBERS



112,000
 Population



278th Largest
 City in the U.S.



55 Square Miles
 of Land



\$164,935
 Median Home Value



\$70,430
 Median Income



36
 Median Age

LARGEST EMPLOYERS

Broken Arrow
 Public Schools
 2,090

WalMart
 900

City of
 Broken Arrow
 801

Northeastern State
 University
 800

FlightSafety
 735

Zeeco
 647

Oklahoma
 Healthcare
 460

A G
 Equipment
 360


Exterran
 350


Micah Tek
 350

STAY IN TOUCH

There are many ways to connect with the City of Broken Arrow. Follow us on social media and visit our webpage often for the latest news, events and videos. You may also call us, or drop by to speak to an employee. We are here for you!

Find us!

 City Hall
220 S. First Street
Broken Arrow, OK 74012

 918-259-2400

 BrokenArrowOK.gov

Connect with us!

 Nextdoor

 Facebook/cityofba

 Twitter @cityofba

 YouTube/cityofbrokenarrow





City of Broken Arrow
220 S. First Street
Broken Arrow, OK 74012

Local Postal Customer