



THRIVE

YOUR MONEY AT WORK

2021 Financial Report



BROKEN ARROW

Where opportunity lives





TABLE OF CONTENTS

4 Leadership

- 4 Message from the City Manager
- 6 Meet Your City Councilors
- 7 Governance

8 Accountability

- 8 Money In
- 10 Money Out
- 12 Sales Tax
- 14 Property Tax

16 Utilities

- 16 Water Quality
- 18 Utility Rate Comparison
- 20 Curbside Refuse and Recycling

22 Projects

- 23 Completed Projects
- 26 Current Projects
- 32 Team Effort

34 By the Numbers

- 34 City Profile
- 35 Largest Employers
- 36 Did You Know?
- 37 Customer Service Counts

38 Stay in Touch

A MESSAGE FROM THE CITY MANAGER

Greetings, Broken Arrow!

Thank you for reading our fifth edition of *Thrive! Your Money at Work*. This annual newsletter is full of information on how the City of Broken Arrow collects and spends your sales tax and utility revenue, along with updates on the many public projects that benefit the community through those dollars. On behalf of the City Council, we hope you appreciate the information presented here and the glimpse into how your City operates. Below are some of the key items we're focusing on this year.

- » **Pandemic Recovery** — Obviously, the COVID-19 pandemic has had a major effect on everyone, and the City is no exception. Our number one focus this year will be the recovery from the effects of this unprecedented pandemic. We've built a conservative focus that will help ensure Broken Arrow continues to provide the level of services that residents desire, while maintaining the modest tax implications taxpayers have come to expect. The initiatives and priorities we have set this year reflect the goals of the City Council and the priorities of our residents.
- » **Construction Projects** — Public infrastructure is the foundation on which our city stands! We aim to make significant progress or complete numerous projects over the course of Fiscal Year 2021. This includes completing the Washington (91st) and Florence (111th) Street widening projects and the intersection of Washington and Aspen. Work is planned to begin in the next year on Kenosha (71st) west of Main and 23rd Street (County Line Road) over SH-51. Other major projects include the building of a meeting center for our Veterans organizations, the Center for Arts, Innovation and Creativity, two new replacement fire stations, and the Senior Center Annex.
- » **South Broken Arrow Development** — The New Orleans and Elm Advisory Committee has spent the last year examining ways to revitalize that area. We heard the full report from the committee in early September. Further south, the City closed on a land sale to SoundMind Behavior Health last winter that will see a 55,000-square-foot specialty hospital built near Aspen and the Creek Turnpike. This development will prove to be a catalyst for additional restaurants, retail and office space in the southwest portion of Broken Arrow. Finally, we're committed to building our Innovation District in the south part of our city and are narrowing down the options on which land we'll purchase for the initiative.



- » **Communications** — One of the City’s primary concerns is informing residents and businesses about everything that’s happening within BA. Last fall, the City added two positions to the Communications Division to help tell our stories and keep everyone up to date. We continue to add to our video projects and revamp our methods of communication. For instance, this fall the Focus newsletter sent with your monthly utility bill will move to an online format — where more people get their news today anyway. This measure also helps us become more sustainable by reducing paper usage and printing.
- » **Curbside Refuse and Recycling** — Another sustainable move we are making is adding curbside recycling to our residential refuse service. This does mean some changes are happening to your trash service, such as moving to once-per-week collection and adding carts. Overall these changes will contribute to major benefits for our community, as well as show a commitment to renewable resources and a greener future.

Like all municipalities in Oklahoma, Broken Arrow depends on sales tax revenue to fund essential services – answering 911 calls, providing police and fire protection, fixing potholes. Sales tax revenue is generated within Broken Arrow when consumers purchase goods and dine out in our community; however, people today have many more options when it comes to buying merchandise, putting local retailers at a competitive disadvantage. They face competition from online stores, as well as stores located in Tulsa within close proximity to Broken Arrow.

I’d like to close by saying this: While the pandemic has had a measurable impact on all of us, Broken Arrow continues to be an amazing and resilient community that serves as an example to others within the state and region on what great local government looks like. It fills me with pride to serve this great City. On behalf of the City Council, thank you to everyone who lives and works here for making BA a wonderful place to live, play and do business! Enjoy this year’s edition of *Thrive!*

Best regards,

Michael Spurgeon

MEET YOUR CITY COUNCILORS



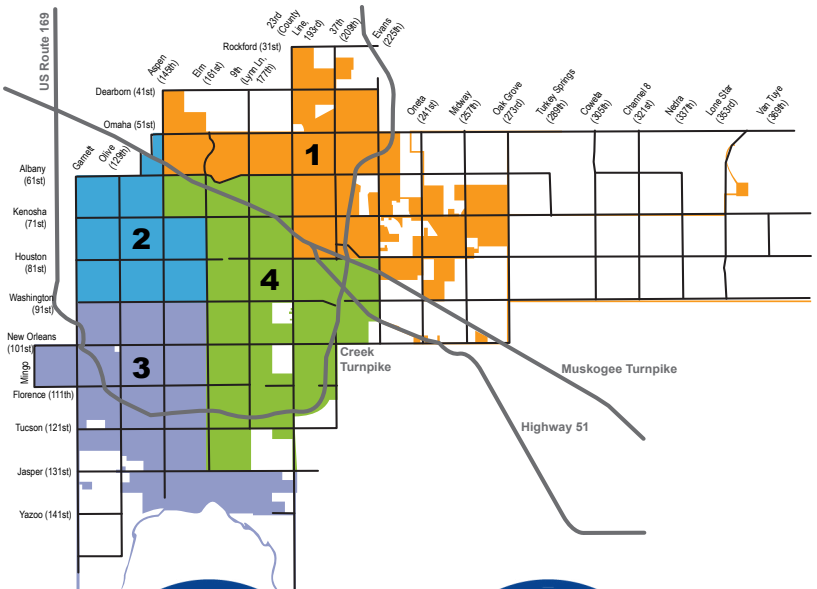
Mayor Craig Thurmond
WARD 2



Councilor Debra Wimpee
WARD 1



Councilor Johnnie Parks
AT LARGE



Councilor Christi Gillespie
WARD 3



Vice Mayor Scott Eudey
WARD 4

GOVERNANCE

Broken Arrow operates under a council-manager form of government

- » City Council members vote on policy decisions.
- » The City Manager, hired by the Council, oversees day-to-day operations.
- » Councilors are elected from each ward for a four-year term; the fifth member is an at-large member who can reside in any of the wards.
- » Councilors must live in the ward they represent, but all registered voters may vote in any Council election.
- » The Council chooses among themselves who will serve as Mayor and Vice Mayor.
- » City Council members are unpaid elected officials.

WATCH CITY COUNCIL MEETINGS

The City Council meets at 6:30 p.m. on the first and third Tuesday of each month at City Hall, 220 S. First Street.*

Watch meetings live or view archived videos at BrokenArrowOK.gov/Agendas.

The most recent Council meeting is aired at 9 a.m. and 6 p.m. daily on Cox Cable Channel 24.

** June meetings are typically held on the first and third Mondays.*



MONEY IN



General Fund Budgeted REVENUE 2020-2021

Sales Tax	\$35,098,217	
Use Tax	\$6,000,000	
Tobacco	\$495,500	
Franchise Tax	\$4,087,150	
Fines, Forfeitures, and Assessments	\$1,393,095	
Licenses & Permits	\$1,247,340	
Charges for Services	\$10,255,990	
Transfers In	\$15,364,375	
Miscellaneous	\$1,379,742	
Intergovernmental	\$631,000	
Interest	\$40,000	
Total Revenues	\$75,992,409	



Categories Explained

Sales Tax — Sales Tax in the general fund accounts for 1.5% of the 3% sales tax collected for purchases made in the City

Use Tax — A 3% tax assessed on purchases that are made from out-of-state vendors by local businesses and citizens

Tobacco Tax — Remitted to the State of Oklahoma by businesses; the funds allotted to the City are then transferred to us for our portion of the tobacco tax

Franchise Tax — A tax assessed on utility companies that operate in the City (Example: Cox Communications and Windstream)

Fines, Forfeitures & Assessments — Funds that are received by the municipal court

Licenses & Permits — Includes revenues from building permits, business licenses, firework permits, and security system permits

Charges for Service — Includes fees from Parks & Recreation classes and other services the City provides

Transfers In — Accounts for funds transferred from the Broken Arrow Municipal Authority and other special funds

Intergovernmental — Revenue received from other governmental entities; e.g., grants

MONEY OUT



General Fund Budgeted EXPENSES 2020-2021

Public Safety Transfers	\$42,951,87	
General Government	\$13,482,942	
Parks & Recreation	\$4,606,764	
Public Services	\$3,003,333	
Other Transfers	\$14,648,375	
Total Expenses	\$78,693,287	



Categories Explained

Public Safety — Includes operational and capital expenses from the Police and Fire Public Safety Sales Tax Funds

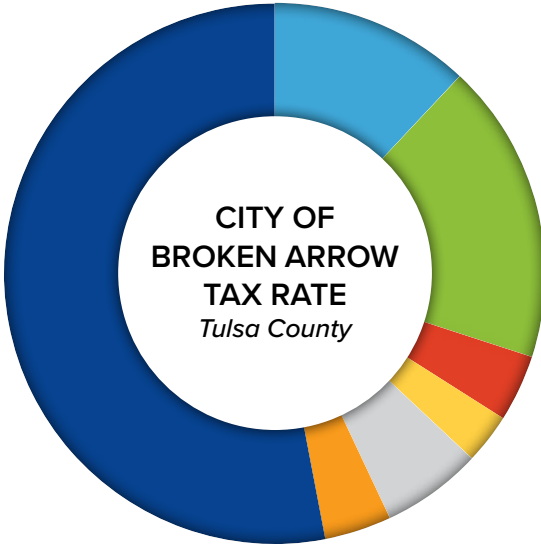
General Government — Includes expenses from the City Manager's Office, Finance Department, City Attorney's Office, IT Department, HR Department, City Clerk's Office, Community Development, and general government

Parks and Recreation — Includes expenses for City parks and recreation facilities

Public Services — Includes expenses for streets and traffic signalization

Transfers — Includes amounts transferred to the Broken Arrow Municipal Authority, BAEDA, Police and Fire Funds

SALES TAX

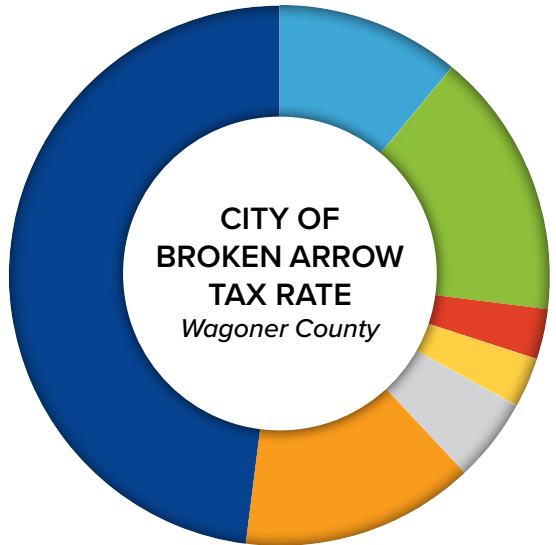


Broken Arrow Municipal Authority	1%
General Fund	1.5%
Police & Fire	.30%
Streets	.25%
STCI	.5%
Tulsa County	.367%
State of Oklahoma	4.5%

Total Sales Tax Collected in Broken Arrow, Tulsa County **8.417%**

Broken Arrow Municipal Authority	1%
General Fund	1.5%
Police & Fire	.30%
Streets	.25%
STCI	.5%
Wagoner County	1.3%
State of Oklahoma	4.5%

Total Sales Tax Collected in Broken Arrow, Wagoner County **9.35%**



► The City depends on sales tax to fund vital services, such as the police and fire departments and filling potholes.

DID YOU KNOW?

Sales tax is the main source of revenue for operations for municipalities in Oklahoma, not property tax.



After Tulsa County receives its 0.367%, this leaves 3.55% to be used locally in our community. 1.5% is set aside for General Fund Operations. 1% is for the Broken Arrow Municipal Authority, which oversees water, sewer, stormwater and trash services. 0.5% is dedicated to the Sales Tax Capital Improvement (STCI) fund.

As a result of the Vision 2025 sales tax renewal voters approved in November 2015, Police and Fire have had a dedicated revenue fund since January 2017. Those public safety departments will divide 0.3% of sales tax revenue equally between them.

Sales Tax Rate Comparison

MUNICIPALITY	COUNTY	SALES TAX RATE
Bixby	Tulsa County	8.917%
	Wagoner County	9.850%
Broken Arrow	Tulsa County	8.417%
	Wagoner County	9.350%
Edmond	Oklahoma County	8.250%
Jenks	Tulsa County	8.417%
Norman	Cleveland County	8.750%
Oklahoma City	Oklahoma County	8.625%
Owasso	Tulsa County	8.917%
	Rogers County	10.383%
Tulsa	Tulsa County	8.517%

* Rates effective through Sept. 30, 2019

PROPERTY TAX

What does my property tax pay for?

The property tax received by the City, also known as ad valorem tax, is used to pay the interest and principle on General Obligation Bonds. Voters approve these bonds to construct large ticket items, such as the building of roads, new infrastructure, public buildings, and parks facilities – improvements that ensure BA keeps up with growth and continues to provide a high quality of life. Property tax is also used to pay for municipal judgments. The most recent GO bond package was approved by voters in 2018. Visit BrokenArrowOK.gov/bond to learn more.

Is my property tax used for operating expenses?

No, the City does not use property taxes for operations. This funding source is used specifically for capital projects and judgments only.

How is my property tax calculated?

Property taxes are calculated based on the value of your property. The County Assessor values your property, and state law governs how tax rates are set and how taxes are collected.

▼ City Manager Michael Spurgeon and Chief of Police Brandon Berryhill



▼ Nienhuis Park youth football and lacrosse fields



The Average Tax Bill on a home worth \$163,900[^]

Tulsa County Health	\$ 43.93
County Library	\$ 90.59
Tulsa Technology Center	\$ 227.00
Tulsa Community College	\$ 122.78
City of Broken Arrow	\$ 266.67
County Government	\$ 183.23
Broken Arrow Public Schools***	\$ 1,314.13
Total Property Tax	\$ 2,248.34

For Wagoner County property tax information, contact the Wagoner County Assessor's Office at 918-485-2367.

* 2019 Tax Levies

** Based on a home in Tulsa County with Homestead Exemption

*** Union Public Schools 1,299.99, Bixby Public Schools 1,368.45

For every dollar paid in property taxes, less than \$0.13 goes to the City of Broken Arrow.

[^] Median value of owner-occupied housing units in Broken Arrow, 2014-2018. Source: U.S. Census Bureau

WATER QUALITY

Broken Arrow water is safe to drink. Operators continuously monitor the water throughout the treatment and distribution system. When the water leaves the treatment plant and flows towards Broken Arrow homes and businesses, it not only meets but surpasses all federal and state requirements for purity. We collect and analyze over 1,200 samples each year to ensure the water supplied to our customers is of the highest quality.

Our primary water supply is the City of Broken Arrow owned-and-operated Verdigris River Water Treatment Plant. The \$72 million state-of-the-art microfiltration plant came on line in April 2014 and produces approximately 19 million gallons per day (MGD) of treated water. Two supplemental connections with the City of Tulsa can provide up to nine (MGD) of water per day.

Lead and Copper Test Results

	2020	2018	2016	2014	2013
Copper mg/L	0.720	0.328	0.482	0.281	0.371
Lead µg/L	0.004	0.002	0.002	0.002	0.002




What do the numbers mean?

We are happy to report that samples we have tested indicate lead and copper are not an issue in our community. With a lead level of 4 parts per billion, the City's recent samples are far below the Environmental Protection Agency's (EPA) action level of 15 ppb. The copper level of 0.72 mg/L is also well below the action level of 1.3 mg/L. Lead and copper enter drinking water mainly from corrosion of plumbing materials containing lead and copper.

How do we test for lead?

Samples are collected from an interior faucet and are the first draw samples collected from a cold water tap (kitchen or bathroom). The Tulsa County Health Department analyzes the samples and provides reports. The test results are shared with the homeowners who participate in the sample collections.

▼ The Utilities Department analyzes over 1,200 samples each year. Read the latest water quality report at BrokenArrowOK.gov/WaterQuality.



UTILITY RATE COMPARISON

Water Utility Rate Comparison (Charge Per 1,000 Gallons)

CITY	INSIDE CITY	OUTSIDE CITY
Oklahoma City	3.42	4.38
Norman	4.10	-
Tulsa	4.31	5.39
Broken Arrow	5.15	5.91
Jenks	5.74	-
Edmond	6.68	6.68
Stillwater	7.02	10.53
Owasso	7.22	8.66
Bixby	7.26	7.26

Sewer Utility Rate Comparison (Charge Per 1,000 Gallons)

CITY	INSIDE CITY	OUTSIDE CITY
Norman	2.70	-
Stillwater	3.37	5.05
Broken Arrow	3.77	4.48
Owasso	3.95	4.76
Bixby	4.20	7.26
Edmond	4.57	4.57
Oklahoma City	4.65	4.20
Jenks	6.08	-
Tulsa	8.80	12.99

DID YOU KNOW? A two-person family uses about 3,400 gallons of water a month in a non-summer month, and a family of four uses about 6,400 gallons. Running a sprinkler two hours a day, three times a week adds approximately \$132 per month on average.



Stormwater Utility Rate Comparison

CITY	CHARGE
Jenks	2.00
Edmond	3.00
Bixby	4.00
Owasso	5.00
Broken Arrow	7.48
Tulsa	8.35
Norman	-
Oklahoma City	-
Stillwater	-

▼ County Line Trunk Sewer replacement project.



CURBSIDE REFUSE AND RECYCLING

Broken Arrow's residential trash service is undergoing a major overhaul this fall. Simply put, Broken Arrow outgrew its old sanitation system. A years-long process will culminate with the transition to a once-per-week cart-based trash service.

The Journey

In 2016, a survey of BA residents showed a favorable attitude to implementing a curbside recycling program in the City. That fall, the Citizens Recycling Committee was formed to serve as a guide for the development of future refuse services. The committee recommended and the Broken Arrow Municipal Authority (BAMA) approved two concurrent pilot programs.

One program used a cart for trash and another for recyclables, and the other pilot program kept the trash collection in bags with just one cart for recyclables. Those pilots began in early 2019. With the committee's report and pilot program results in hand, BAMA voted to adopt the two-cart system in November 2019.

In general, the new service includes each residential trash customer receiving two 96-gallon carts, one blue for recyclables and one black for all other trash. Service has been reduced to once per week, but when families fully utilize the recycling service, the amount of trash produced in a week is drastically reduced.



▲ Two pilot programs provided valuable data.

Funding the New Effort

The costs associated with the purchase of the carts, retrofitting current refuse trucks and purchasing new automated trucks, planning new routes, and public education on recycling have been partially offset thanks to grants from the Recycling Partnership as well as the Closed Loop Fund.



► Visit RecycleBA.com for information about the new service, including what to recycle.

BA Recycles!

These changes bring Broken Arrow in line with other sustainable communities around the country that have adopted curbside recycling services. Recyclables are processed at a materials recovery facility in Tulsa and sold to companies mostly located within Oklahoma that create new products from our recycled goods.

The high-quality sanitation service BA residents have long been proud of is not going away. It is simply adapting to an ever-growing population in a fast-changing world.

▼ New side-loader trucks will service all recycling routes.



▼ The widening of 9th Street between Kenosha and Houston was completed in fall 2019.



The following pages list many of the public projects the City of Broken Arrow is working on. We will provide a two-year work plan, letting you know the status of the projects, the cost and the funding sources.

The life cycle of some projects can be lengthy. For example, road widening efforts involve negotiating land purchases for right-of-way access and relocating utilities. Some road projects may involve multiple jurisdictions working together. Factors out of the City's control and changing Oklahoma weather can also impact a project's schedule.

Please join us in tracking these projects from start to finish. It's rewarding when we can say the work is complete!

COMPLETED PROJECTS FY20

STREETS		
PROJECT	COST	FUNDING
9th Street: FlightSafety to El Paso	\$4,000,000	2011 & 2014 Bonds
Resurface 1st: Dallas to College	\$524,200	2014 Bond
Detroit Street Rehab: 9th-3rd Streets	\$518,000	Housing & Urban Dev.
Street Repairs Wedgewood	\$394,000	Street Sales Tax
Street Repairs Aspen Pond	\$54,407	Street Sales Tax
Street Repairs Forest Ridge	\$50,000	Street Sales Tax
Street Repairs Millicent Pond	\$54,203	Street Sales Tax
Street Repairs Stacy Lynn VI	\$57,815	Street Sales Tax
Rehabilitate Wolf Creek	\$1,785,000	Street Sales Tax
Concrete Panel Repair Vandever 6	\$184,800	Street Sales Tax
Concrete Panel Repair South Brook	\$50,000	Street Sales Tax
County Line Road & Hillside Drive Traffic Signal	\$302,264	Street Sales Tax
Video Detection North 23rd Street & East Albany Street	\$27,977	Street Sales Tax
Video Detection South Main Street & West Pittsburg Place	\$25,892	Street Sales Tax
Video Detection South Aspen Avenue & West Jasper Street	\$27,977	Street Sales Tax
Pedestrian Signals Kenosha Avenue, 9th Street & 23rd Street	\$26,000	Street Sales Tax
Concrete Panel Repair Pembroke Park	\$137,500	Street Sales Tax
Concrete Panel Repair Deerfield at Forest Ridge	\$126,000	Street Sales Tax
Concrete Panel Repair Windsor Estates	\$48,000	Street Sales Tax
Concrete Panel Repair Valley Ridge Rosser	\$66,000	Street Sales Tax
Concrete Panel Repair Reno Street, 9th to 10th Street	\$150,000	Street Sales Tax
Resurface Covington Estates	\$113,695	Street Sales Tax
Resurface West Park Addition	\$44,949	Street Sales Tax
Resurface Southern Trails	\$43,580	Street Sales Tax
Resurface Windsor Estates	\$154,587	Street Sales Tax
Resurface Barry Dayton Medallion	\$175,997	Street Sales Tax
Resurface Charleston	\$97,464	Street Sales Tax

COMPLETED PROJECTS FY20

STREETS *continued*

PROJECT	COST	FUNDING
Resurface Chimney Ridge	\$199,744	Street Sales Tax
Resurface Country Club Estates	\$128,495	Street Sales Tax
Resurface Leland Acres	\$53,907	Street Sales Tax
Resurface Willow Springs	\$262,000	Street Sales Tax
Resurface Willow Springs 5	\$192,200	Street Sales Tax

STORMWATER

Master Drainage Plan: Broken Arrow Creek	\$30,200	2011 Bond
Drainage Improvements Phase I	\$22,600	2014 Bond
Drainage Improvements: New Orleans, 23rd, & West Shreveport	\$315,000	2014 Bond
Drainage Improvements: Tucson (East of 9th) & 23rd (South of Washington)	\$315,000	2014 Bond

PARKS

Vandever Park New Playground	\$159,700	2014 Bond
Nienhuis Park Sand Volleyball Courts	\$ 206,580	2011 Bond & Parks Capital Fund
Events Park Adult Softball Complex, Including Synthetic Turf	\$6,212,707	2008, 2014, 2018 Bonds
Community Trail Network on Main Street	\$504,000	TAP Grant & Parks Capital Fund

▼ Challenger Sports Complex at the Events Park will be ready for play by this fall.



▼ The Main Street Bikeway opened in late summer 2019.



UTILITIES		
Water Treatment Plant Plate Settlers Expansion	\$7,700,000	OWRB Loan
Tiger Hill Storage Tank Restoration Phase I	\$838,000	OWRB Loan
City-wide SCADA	\$1,346,000	OWRB Loan
Bar Screen at five lift stations	\$1,537,200	OWRB Loan
Haikey Creek Lift Stations Phase 3 Force Main	\$4,500,000	OWRB Loan
Second Tulsa Water Connection, Right of Way purchase	\$400,000	OWRB Loan
Water Plant Taste & Odor Study	\$343,407	Capital Improvement
Lynn Lane WWTP Headworks	\$6,527,800	OWRB Loan
OTHER		
Land for Senior Center	\$1,300,000	2018 Bond

CURRENT PROJECTS

STREETS			
PROJECT	STATUS	COST	FUNDING
Detroit Street Rehab: 3rd to 1st	Under Construction	\$255,000	Housing and Urban Development
North Elm Place & Highway 51 Signal	In Design	\$250,000	Street Sales Tax
Evans Road & Highway 51 Signal	Under Construction	\$200,000	Street Sales Tax
Street Repairs: South Park Estates	In Progress	\$183,000	Street Sales Tax
Street Repairs: Mittford Bridge	In Progress	\$144,000	Street Sales Tax
Street Repairs: 6100 Center	In Progress	\$50,000	Street Sales Tax
Street Repairs: Carriage Crossing	In Progress	\$50,000	Street Sales Tax
Street Repairs: Turtle Creek	In Progress	\$189,000	Street Sales Tax
Street Repairs: Oak Creek South	In Design	\$318,000	Street Sales Tax
Street Repairs: Cedar Springs Estates	In Design	\$232,500	Street Sales Tax
Street Repairs: Indian Springs Park 2	In Progress	\$75,000	Street Sales Tax
Street Repairs: North Pecan Place	In Progress	\$135,623	Street Sales Tax
Street Markings: Various Locations	Under Construction	\$200,000	Street Sales Tax
Annual Street Maintenance: Various Locations	In Progress	\$100,000	Street Sales Tax
Annual Sidewalk Maintenance: Various Locations	In Progress	\$75,000	Street Sales Tax
Arrow Springs Rehabilitation	Under Construction	\$1,500,000	Street Sales Tax, 2014 Bond
Widen New Orleans Street: Aspen to Olive	In Design	\$3,020,000	2011, 2014 & 2018 Bonds
Widen 37th Street: Albany to Houston	Utility Relocation	\$1,667,800	2011 Bond
Widen 23rd Street: Kenosha to Houston	Utility Relocation	\$20,000,000	2014, 2018 Bonds & STP
Widen Florence Street: Olive to Aspen	Under Construction	\$3,880,000	2014 Bond
Widen Washington Street: Garnett to Olive	Under Construction	\$6,500,000	2014 Bond

STREETS *continued*

PROJECT	STATUS	COST	FUNDING
Widen Kenosha Street: Date to Main	Under Construction	\$2,565,200	2014 Bond
Widen Olive Avenue: Albany to Kenosha	In Design	\$6,930,000	2014 Bond & STP
Widen Albany Street: 9th to 23rd & 23rd Street Intersection	Utility Relocation	\$5,500,000	2014 Bond
Widen Houston Street: Aspen to Elm (Engineering)	In Progress	\$262,500	2014 Bond
Widen Houston Street: 9th to Old Highway 51	In Design	\$7,400,000	2018 Bond
Widen Washington Street: Olive to Aspen	Utility Relocation	\$4,700,000	2018 Bond
Elm & New Orleans Intersection Improvements	In Progress	\$600,000	2018 Bond
9th & Kenosha Intersection Improvements	In Progress	\$2,200,000	2018 Bond
9th & Hillside Intersection Improvements	In Progress	\$1,900,000	2018 Bond
Widen 23rd Street: Omaha to Albany	In Design	\$5,000,000	2018 Bond
23rd Street Bridge (Between Omaha & Albany)	In Design	\$4,100,000	2018 Bond
Residential Street Rehabilitation	In Progress	\$3,455,000	2018 Bond
Old Town Street Repairs	In Progress	\$500,000	2018 Bond
Sidewalk Improvements	In Progress	\$480,000	2018 Bond
Downtown Infrastructure Improvements	In Progress	\$600,000	2018 Bond
Widen 9th Street: Houston to Washington	In Design	\$5,200,000	2018 Bond
Widen Houston Street: Garnett to Olive	In Design	\$5,900,000	2018 Bond
Widen Houston Street: Olive to Aspen	In Design	\$4,600,000	2018 Bond
Washington & Aspen Intersection Improvements	Under Construction	\$2,200,000	2018 Bond
Widen Aspen Avenue: Tucson to West Shreveport	In Design	\$7,500,000	2018 Bond
Albany Street Improvements: 23rd to 37th	In Design	\$4,600,000	2018 Bond

CURRENT PROJECTS

STORMWATER			
PROJECT	STATUS	COST	FUNDING
37th Street Detention: Adams Creek Between Omaha & Albany	In Design	\$1,300,000	2011 Bond
37th Street Regional Detention Facility	In Design	\$370,000	2014 Bond
Stone Ridge Towne Center (Albany & Highway 51)	In Design	\$3,000,000	2018 Bond
Indian Springs (Jasper & Aspen)	In Design	\$600,000	2018 Bond
Tiger Creek Nature Park	In Design	\$500,000	2018 Bond
Adams Creek Wetlands Preserve (Hillside between 9th & 23rd)	In Progress	\$500,000	2018 Bond
Adams Creek Drainage Basin	In Design	\$250,000	2018 Bond
Broken Arrow Creek Drainage Basin	In Progress	\$250,000	2018 Bond
Haikey Creek Drainage Basin	In Design	\$250,000	2018 Bond
Elm or Aspen Creek Drainage Basin	In Design	\$250,000	2018 Bond

▼ Work began at Washington and Aspen this summer.



▼ The former AVB Bank building was demolished for the Center for Arts, Innovation and Creativity.



UTILITIES

PROJECT	STATUS	COST	FUNDING
2-3 MG Elevated Water Tank	In Design	\$8,000,000	OWRB Loan
Waterline Olive/Tucson to New Orleans	Obtaining Right-Of-Way	\$2,300,000	OWRB Loan
Kenwood Hills Water System Improvements	Under Construction	\$623,500	OWRB Loan
Elm Creek Trunk Sewer	In Design	\$8,000,000	OWRB Loan
Haikey Creek WWTP Activated Sludge Aeration*	Under Construction	\$11,300,000	OWRB Loan
Haikey Creek WWTP Maintenance Building*	Under Construction	\$445,000	OWRB Loan
Grit Removal Rehabilitation	Under Construction	\$1,750,000	OWRB Loan
Haikey Creek WWTP Misc. Electrical Projects*	Under Construction	\$800,000	OWRB Loan
County Line Trunk Sewer: New Orleans-LLWWTP	Under Construction	\$17,300,000	OWRB Loan
Lynn Lane WWTP West Clarifier Rehab	Under Construction	\$3,800,000	OWRB Loan
Lynn Lane WWTP Disinfection System	In Progress	\$5,900,000	OWRB Loan

** BAMA share of project cost shown. Project shared with Tulsa Metropolitan Utility Authority (TMUA)*

▼ The Streets Department maintains BA's 1,250 lane miles of road.

▼ The Traffic Signal Division maintains over 80 signal systems.



CURRENT PROJECTS

PARKS			
PROJECT	STATUS	COST	FUNDING
Events Park Trails Network	In Design	\$250,000	2014 Bond
37th Street Park	In Design	\$422,800	2011, 2014 Bonds
Arrowhead Park Concession/ Umpire Building	In Design	\$810,700	2014, 2018 Bonds & Capital Improvement
Community Trail Network	In Design	\$1,243,400	2014, 2018 Bonds
Broken Arrow Creek Trail Phase I	In Construction	\$1,200,000	2014, 2018 Bonds & TAP Grant
Broken Arrow Creek Trail Phase II	In Design	\$1,300,000	2018 Bond & TAP Grant
Highland Park Playground/Playing Fields	In Design	\$200,000	2014 Bond
Indian Springs Sports Complex New Shade Structures	Under Construction	\$250,000	2018 Bond
Wolf Creek Park Picnic Pavilion	In Progress	\$35,000	2018 Bond
Community Park in Southwest Broken Arrow	In Study	\$3,000,000	2018 Bond
Jackson Park Restrooms & Improvements	In Progress	\$300,000	2018 Bond
Nienhuis Park Skate Park Improvements	In Design	\$650,000	2018 Bond
Nienhuis Park Improvements	In Progress	\$300,000	2018 Bond

PUBLIC SAFETY			
PROJECT	STATUS	COST	FUNDING
Fire Station No. 3 Replacement, Including Fire Truck & Ambulance	Under Construction	\$3,835,843	2011, 2014 Bonds & Capital Improvement
Fire Station No. 7 Replacement	Under Construction	\$4,861,700	2014, 2018 Bonds
Public Safety Complex Phase 2	In Design	\$950,000	2014 Bond
Radio Communication Tower	In Progress	\$500,000	2014 Bond
Fire Trucks and/or Ambulances	In Progress	\$1,000,000	2018 Bond
Jail Renovation	In Progress	\$3,250,000	2018 Bond
Police Vehicles	In Progress	\$512,000	Capital Improvement

OTHER			
PROJECT	STATUS	COST	FUNDING
Creative Arts Center	In Progress	\$4,700,000	2014 Bond, Vision, STCI
Maintenance Center: Land & Design	In Progress	\$738,700	2014 Bond
Land: Sand/Salt Storage	In Progress	\$325,000	2014 Bond
Armed Forces Meeting Hall	Under Construction	\$2,000,000	2018 Bond
Senior Center Meeting/Activity Center	In Design	\$4,800,000	2018 Bond
Software Upgrade for City Facilities	In Progress	\$3,030,000	2018 Bond
Economic Development	In Progress	\$2,000,000	Capital Improvement

▼ The replacement for Fire Station 3 will be completed in early 2021.



TEAM EFFORT

Meet your team!



Jeremy Moore
Fire Chief



Brandon Berryhill
Chief of Police



Rocky Henkel
*Director of Streets
and Stormwater*



Matt Hendren
*Director of Parks
and Recreation*



Jannette McCormick
*Director of Human
Resources*



Ethan Edwards
*Director of Engineering
and Construction*



Michael Spurgeon
City Manager



Russell Gale
*Assistant City Manager
of Administration*



Larry Curtis
*Director of Community
Development*



Trevor Dennis
City Attorney



Jennifer Swezey
*Communications & Media
Relations Manager*



Cynthia Arnold
Director of Finance



Curtis Green
City Clerk



Scott Carr
*Director of Information
Technology*



Charles Vokes
Director of Utilities



Lee Zirk
*Director of General
Services*



Kenneth Schwab
*Assistant City Manager
of Operations*



Norman Stephens
*Economic Development
Manager*

CITY PROFILE



113,000
POPULATION
BROKEN ARROW



274th
LARGEST CITY
IN THE U.S.



61
SQUARE MILES
OF LAND



\$163,900
MEDIAN
HOME VALUE







\$82,831
MEDIAN INCOME



37
MEDIAN AGE

LARGEST EMPLOYERS

 <p>BROKEN ARROW PUBLIC SCHOOLS — 1911 1901 —</p>	<p>2090</p>
<p>Walmart </p>	<p>900</p>
 <p>BROKEN ARROW <i>Where opportunity lives</i></p>	<p>853</p>
 <p>NORTHEASTERN STATE UNIVERSITY</p>	<p>800</p>
<p>FlightSafety[®] <small>international</small></p>	<p>750</p>
<p>ZEECO</p>	<p>650</p>
<p>Oklahoma HealthCare Authority</p>	<p>460</p>
 <p>A G Equipment</p>	<p>360</p>
<p>EXTERRAN[®]</p>	<p>350</p>
<p>MICHA[®]TEK[®]</p>	<p>350</p>

DID YOU KNOW?



▲ 850 animals were adopted from the Broken Arrow Animal Shelter in 2019.

- ✓ **31** neighborhoods (about **2,732** households) directly impacted by annual street maintenance program
- ✓ **39** parks and **81** sports fields
- ✓ **84** signal systems
- ✓ **1,230** developed park acres and **963** undeveloped park acres maintained
- ✓ **1,246** street lane miles maintained
- ✓ **2,134** trees maintained
- ✓ **25,000** swimmers in 2020
- ✓ **38,723** utility customers

** All figures are FY20 year end unless otherwise noted*

CUSTOMER SERVICE COUNTS

Top 10 List!

1	3.94 billion gallons wastewater processed *(2019)
2	3.84 billion gallons of drinking water processed *(2019)
3	96,307 calls dispatched from 911 center *(2019)
4	48,134 utility account calls
5	41,971 tons of trash collected (83,942,000 pounds)
6	36,517 maintenance center calls
7	Over 15,000 social media posts/messages
8	8,578 action center calls and online requests
9	850 animal adoptions *(2019)
10	248 community service hours completed in court program

There are many ways to connect with the City of Broken Arrow. Follow us on social media and visit our webpage often for the latest news, events and videos. Many of our services are also available online.

Find Us

City Hall
220 S. First St.
Broken Arrow, OK 74012
918-251-5311
info@brokenarrowok.gov

Connect

BrokenArrowOK.gov

ActionCenterBA.com


RecycleBA.com

 nextdoor.com/agency/city-of-broken-arrow

 Facebook.com/cityofba

 [Twitter @cityofba](https://Twitter.com/cityofba)

 YouTube.com/cityofbrokenarrow

 [Instagram @cityofba](https://Instagram.com/cityofba)

 [LinkedIn @cityofbrokenarrow](https://LinkedIn.com/cityofbrokenarrow)





BROKEN ARROW

Where opportunity lives

City of Broken Arrow
220 S. First St.
Broken Arrow, OK 74012



▶ Rumble in the Rose District