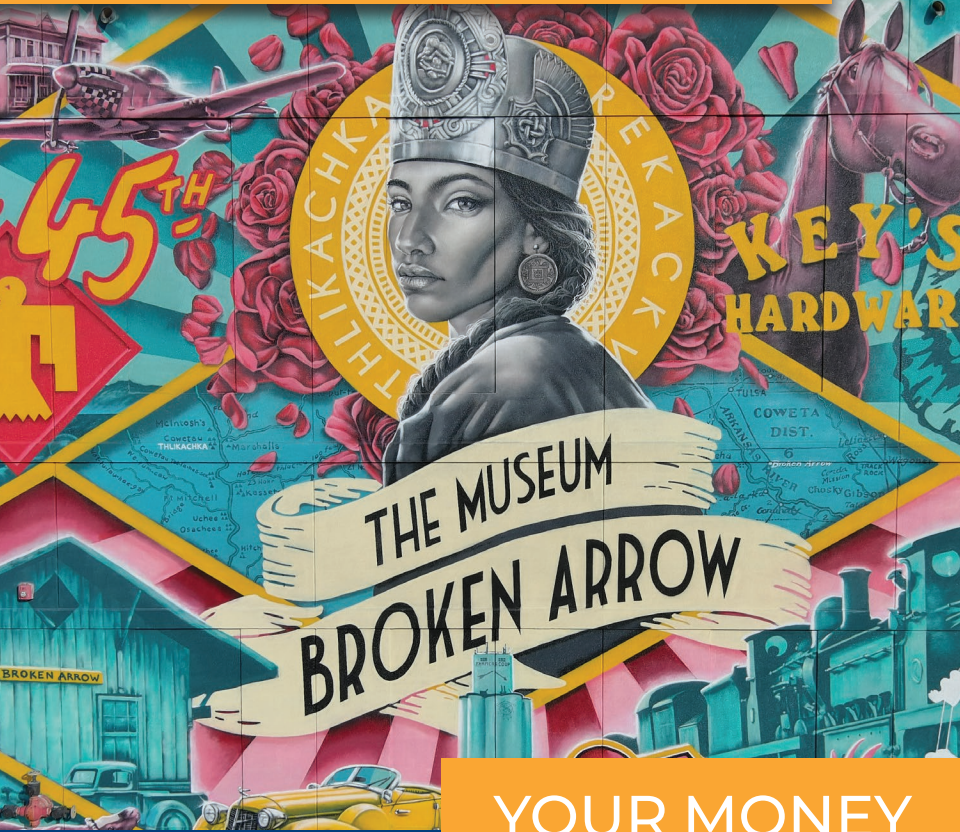


THRIVE



YOUR MONEY AT WORK

2022 FINANCIAL REPORT



BROKEN ARROW

THE CITY WHERE
OPPORTUNITY
LIVES

TABLE OF CONTENTS

LEADERSHIP

Message from the City Manager	4
Meet Your City Councilors	6
Governance	7

ACCOUNTABILITY

Money In	8
Money Out	10
Sales Tax	12
Property Tax	14

Rose bushes were a popular choice of residents to beautify the city's original landscape in the early years after Broken Arrow was founded. Travelers would soon nickname Broken Arrow the "City of Roses."



UTILITIES

Water Quality 16

Utility Rate Comparison 18

Solid Waste and Recycling 20

PROJECTS

Completed Projects 22

Current Projects 24

Current Bond Projects 30

MEET THE TEAM 32

CITY PROFILE 34

By the Numbers 36

STAY IN TOUCH 38



LEADERSHIP

A NOTE FROM THE CITY MANAGER

Greetings, Broken Arrow!

We are excited to present the Broken Arrow community with our sixth edition of *Thrive! Your Money at Work*. This annual financial publication outlines the City's revenues and expenses, information on taxation and fees, as well as how we prioritize the growth opportunities to continue maintaining and building what I believe is the greatest City in the State of Oklahoma and the Midwest. *Thrive* focuses on our efforts to provide complete transparency as stewards of your tax dollars. The City Council and I look forward to our future here in Broken Arrow, and with that, these are five areas of focus to help expand the quality of life.



Construction Projects

Continue to maintain and grow our infrastructure. Public infrastructure projects are the backbone of a city and contribute to the high quality of life our residents deserve. From streets to parks to water, we aim to provide the most modern and innovative amenities available. This past year, we completed the Veterans Center, the skate park expansion, two new fire stations, and several street projects including the widening of Washington St. between Garnett Rd. and Olive St. There are other projects nearing completion such as the Brown-Kimbrough Center for Arts, Innovation, and Creativity, the Senior Center Annex, and more. In the following pages, you will see there are many other projects in various phases that will only enhance and increase the quality of life we strive to deliver to you every day.

Economic Development Administration and the Growth in South Broken Arrow Development

In my opinion, after public safety, economic development administration is one of the most important things we do. In short, it's the way we generate the fuel to ensure we can provide great public services and maintain infrastructure in our community. The last few years, we have been focusing our efforts in the fast-growing south part of our city. We are excited about the intersection and beautification improvements to New Orleans Square that will begin in 2022. The work at the new Aspen Ridge Development, which will include retail, residential and a Reasor's grocery store, has started with construction of the extension of Norfolk Dr. The infrastructure work will begin soon at Elam Park between Olive and Aspen on Florence St. And we purchased the land for our Innovation District to create an entrepreneurial ecosystem to fuel economic development and job creation. Great things are developing in south Broken Arrow!

2018 Build Our Future BA General Obligation Bond Package

The City Council approved the sale of \$20.5 million in bonds in the most recent series of the voter-approved 2018 Bond Package. As you may know, it takes years to plan, design, construct and complete 88 projects. This most



City Manager Michael Spurgeon accepting the 2020 City Manager of the Year Award

recent sale will focus on 26 projects. Because of your yes vote, we will begin the process of bringing these important public investments to life. On pages 30 and 31, you will find the complete list of the 26 projects that will be funded through this bond sale.

Recycling Update

The Tulsa Recycle & Transfer facility is expected to be back online in February 2022. I am incredibly grateful for your patience during the facility's downtime. We had just launched our initiative to become a more sustainable city with curbside recycling, and the community was getting acclimated to proper cart usage and the once-a-week collection service. Your efforts to separate your recyclables from your refuse will continue to contribute to our commitment to renewable resources and a greener future.

Utility Rates Increase

Due to the COVID-19 pandemic and the financial hardship it placed on many families, we did not raise utility rates in 2020. In November, as part of our multi-year utility infrastructure reinvestment plan, we implemented a small rate increase in the fees associated with water, sewer, streetlight and stormwater services that are charged to customers. The rates and fees are necessary to pay for utility systems improvements, ongoing operational expenses, and staffing needs to maintain the high-quality utility services we provide in Broken Arrow. And, as you'll see on pages 18 and 19, our fees increase is mostly less or on par with the increases put in place by neighboring communities.

In closing, my priority is to continue to provide a safe community with modern and well-maintained public infrastructure for our citizens to work, live and play. In addition to the five priorities previously mentioned, we are looking at some exciting new initiatives which include gateway signage into our community, expanded transit opportunities, and some type of rideshare program to help get visitors to our business districts. We will continue to focus on those priorities which will create more opportunities for growth in the business sector, in community development and in quality of life here in Broken Arrow. It's incumbent upon a city to afford opportunities and choices for its citizens and I believe with the focus on the year ahead, we are staying true to that commitment. I hope you enjoy *Thrive* and I welcome any feedback you may have.

Best regards,

Michael Spurgeon

MEET YOUR CITY COUNCILORS



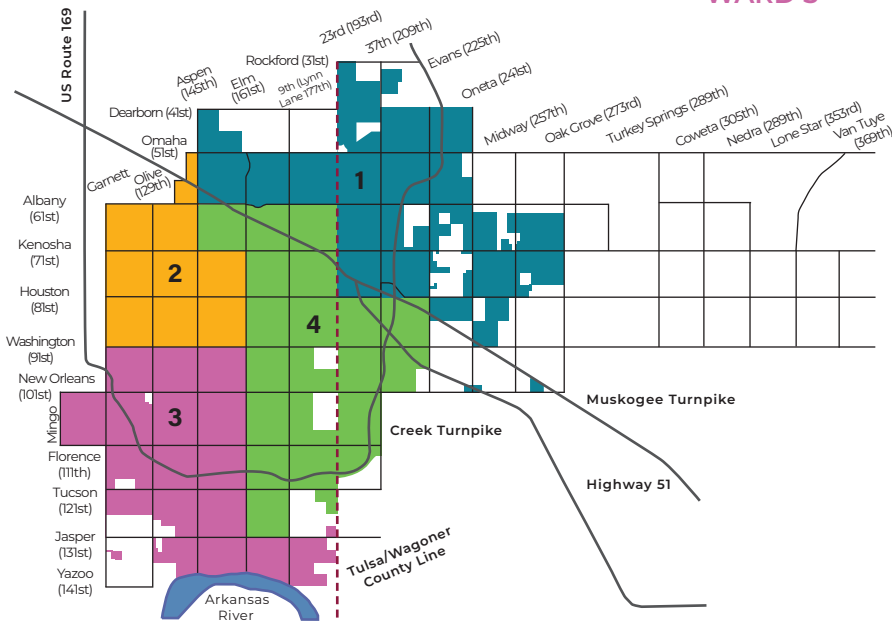
Mayor Debra Wimpee
WARD 1



Councilor Lisa Ford
WARD 2



Vice Mayor
Christi Gillespie
WARD 3



Councilor Scott Eudey
WARD 4

Councilor Johnnie Parks
AT LARGE



GOVERNANCE

Council-manager system

Broken Arrow operates under a council-manager form of government.

Councilors are elected to four-year terms

Councilors choose among themselves who will serve as Mayor and Vice Mayor

City Council members vote on policy decisions

Did you know?

- >> Councilors must live in the ward they represent, but all registered voters may vote in any Council election.
- >> The at-large council member can reside in any of the wards.
- >> The City Manager, hired by the Council, oversees day-to-day operations.
- >> Elections are held every two years with council seats rotated. In 2021, two seats were on the ballot. In the next election, three seats will be voted on.
- >> City councilors are unpaid elected officials.

The City Council meets at 6:30 p.m. on the first and third Tuesday of each month at City Hall, 220 S. First Street.*

The most recent Council meeting is aired at 9 a.m. and 6 p.m. daily on Cox Cable Channel 24.

**June meetings are typically held on the first and third Mondays*












Watch meetings live or view archived videos at BrokenArrowOK.gov/Agendas



ACCOUNTABILITY

MONEY IN

General Fund Budgeted REVENUE 2021-2022

Sales Tax	\$41,647,070	
Transfers In	\$18,178,533	
Charges for Services	\$12,338,000	
Use Tax	\$9,000,000	
Franchise Tax	\$4,502,000	
Miscellaneous	\$1,425,000	
Licenses and Permits	\$1,320,400	
Fines, Forfeitures, and Assessments	\$1,303,000	
Intergovernmental	\$645,000	
Tobacco	\$550,000	
Interest	\$32,000	
Total Revenues	\$90,941,003	



The Rose District in downtown Broken Arrow boasts a sought-after location for events, tourists and businesses year-round. Photo credit Jon B Petersen Photography

REVENUE Categories

Sales Tax — Sales Tax in the general fund accounts for **1.5%** of the **3.55%** sales tax collected for purchases made in the City

Transfers In — Accounts for funds transferred from the Broken Arrow Municipal Authority* and other special funds

Use Tax — A **3.55%** tax assessed on purchases that are made from out-of-state vendors by local businesses and citizens

Franchise Tax — A tax assessed on utility companies that operate in the City (Ex: Cox Communications, Windstream)

Licenses and Permits — Includes fees from Parks and Recreation classes and other services the City provides

Fines, Forfeitures, and Assessments — Funds that are received by the municipal court

Intergovernmental — Revenue received from other governmental entities; e.g., grants






Tobacco Tax — Remitted to the State of Oklahoma by businesses; the funds allotted to the City are then transferred to us for our portion of the tobacco tax

* Broken Arrow Municipal Authority (BAMA) oversees the City's business-type activities, such as providing water, sewer, sanitation and stormwater services.



MONEY OUT

General Fund Budgeted EXPENSES Categories

Public Safety Transfers	\$49,043,590	
Other Transfers	\$17,453,533	
General Government	\$14,938,761	
Parks and Recreation	\$5,660,780	
Public Services	\$3,467,875	
Total Revenues	\$90,564,539	



Mayor Debra Wimpee and Fire Chief Jeremy Moore disconnect a fire hose to celebrate the opening of Fire Station #3 with other city leaders on Aug. 9, 2021

EXPENSES Categories

Public Safety Transfers — Includes transfers to fund operations of the Police and Fire Public Safety Sales Tax Funds

Other Transfers — Includes amounts transferred to the Broken Arrow Municipal Authority, BAEDA*, Police and Fire Funds

Parks and Recreation — Includes expenses for City parks and recreation facilities

Public Services — Includes expenses for streets and traffic signalization

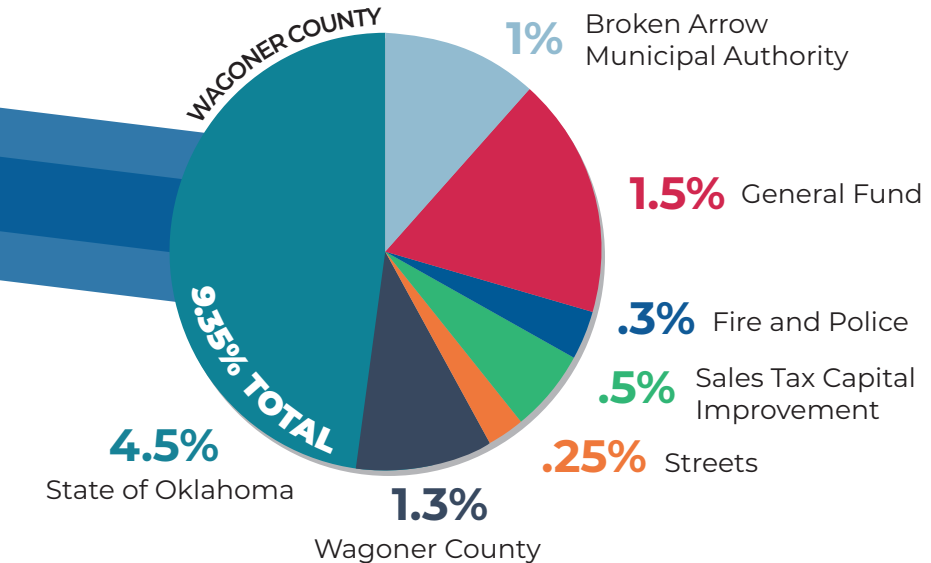
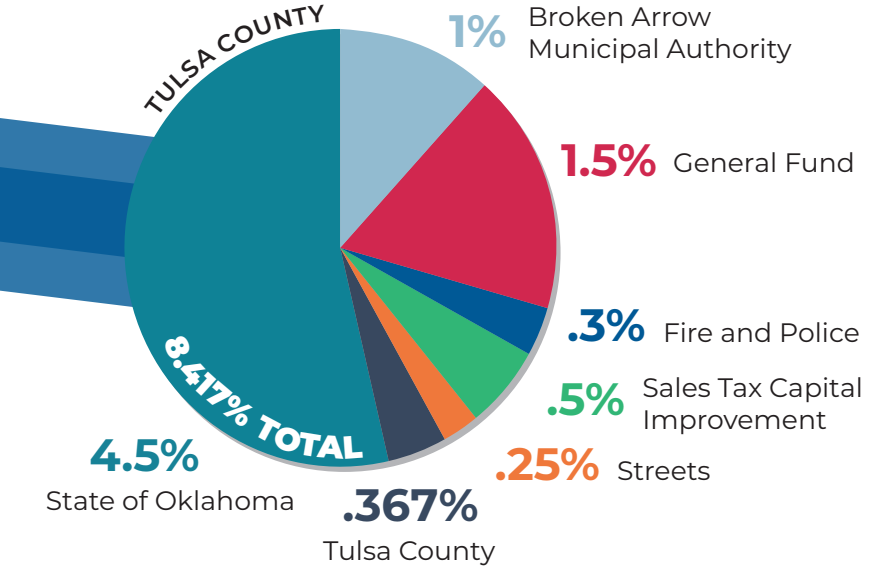
General Government — Includes expenses from the City Manager's Office, Finance, City Attorney, Information Technology, Human Resources, City Clerk, Community Development and general government

* Broken Arrow Economic Development Authority (BAEDA) oversees the City's retail development, business retention and expansion, tourism and land sale negotiations.

SALES TAX

Sales tax is the main source of revenue for operations for municipalities in Oklahoma, not property tax.

City of Broken Arrow Sales Tax Rate



The city depends on sales tax to fund vital services, such as the police and fire departments and filling potholes.

\$1.6 BILLION TAXABLE GOODS SOLD IN 2020

SALES TAX RATE COMPARISON		
MUNICIPALITY	COUNTY	SALES TAX RATE
Bixby	Tulsa	8.917%
	Wagoner	9.850%
Broken Arrow	Tulsa	8.417%
	Wagoner	9.350%
Edmond	Oklahoma	8.250%
Jenks	Tulsa	8.417%
Norman	Cleveland	8.750%
Oklahoma City	Oklahoma	8.625%
Owasso	Tulsa	8.917%
	Rogers	10.383%
Tulsa	Tulsa	8.517%

Fireworks light up the night near New Orleans and Elm for the New Orleans Square Block Party on July 1, 2021





PROPERTY TAX

What does my property tax pay for?


The property tax received by the City, also known as ad valorem tax, is used to pay the interest and principal on General Obligation Bonds. Voters approve these bonds to construct large ticket items, such as roads, new infrastructure, public buildings and parks facilities — improvements to ensure Broken Arrow keeps up with growth and continues to provide a high quality of life. Property tax is also used to pay for municipal judgments. The most recent GO bond package was approved by voters in 2018. Learn more about it on [page 30](#).

Is my property tax used for operating expenses?

No, the City does not use property taxes for operations. This funding source is used specifically for capital projects and judgments only.

How is my property tax calculated?

Property taxes are calculated based on the value of your property. The County Assessor values your property, and state law governs how tax rates are set and how taxes are collected.





Forest Ridge was rated the best subdivision in rankings done by the 2021 Greater Tulsa Parade of Homes.

AVERAGE TAX BILL ON A \$175,129* HOME

Tulsa County Health	\$47.12
County Library	\$97.17
Tulsa Technology Center	\$243.46
Tulsa Community College	\$131.68
City of Broken Arrow	\$295.69
County Government	\$207.30
Broken Arrow Public Schools**	\$1,387.17
Total Property Tax	\$2,409.59

For Wagoner County property tax information, contact the Wagoner County Assessor's Office at 918-485-2367.

*Median value of owner-occupied housing units in Broken Arrow. Source: ESRI 2019 Report

** Union Public Schools, \$1,377.67; Bixby Public Schools, \$1,446.52

Based on 2020 Tax Levies.

For every dollar paid in property taxes, less than \$0.13 goes to the City of Broken Arrow.



UTILITIES

WATER QUALITY

The City of Broken Arrow Utilities Department provides its customers with high quality, safe drinking water that surpasses the United States Environmental Protection Agency (EPA) and the Oklahoma Department of Environmental Quality (DEQ) requirements. Highly trained and licensed operators continuously monitor Broken Arrow water throughout the treatment plant and distribution system, performing more than 6,000 water quality tests each year ensuring that Broken Arrow water is **safe to drink**.

Our primary water supply is the City of Broken Arrow owned-and-operated Verdigris River Water Treatment Plant. The \$72 million state-of-the-art microfiltration plant came online in April 2014 and can produce approximately 30 million gallons per day (MGD) of treated drinking water for Broken Arrow customers. Additionally, we have two supplemental connections with the City of Tulsa that can provide an additional 9 million gallons of water per day, if needed.

Verdigris River Water Treatment Plant in east Broken Arrow



DID YOU KNOW?

Water customers in Broken Arrow use an average of about 12 to 13 million gallons of water per day.



A City employee collects a water sample at the Verdigris River Water Treatment Plant.

What do the numbers mean?

We are happy to report that the samples we have tested indicate that lead and copper are not an issue in our community. With a lead level of **0.0005 mg/L**, the City's recent samples are **far below** the EPA's action level of **0.015 mg/L**. The copper level of **0.474 mg/L** is also **well below** the action level of **1.30 mg/L**. Broken Arrow's water supply does not typically contain measurable amounts of naturally occurring lead or copper. Lead and copper enter drinking water mainly from corrosion of plumbing materials that contain metals.

How do we test for lead?

Every year, in accordance with EPA's Lead and Copper Rule monitoring requirements, the City works with a select group of 30 customers, previously approved by the Oklahoma Department of Environmental Quality. Each customer collects a sample from the cold water tap in the kitchen or bathroom and submits it to the City of Broken Arrow for analysis of lead and copper by a state-certified laboratory. The laboratory results of all Broken Arrow customer water samples are collectively used to determine compliance for the water system overall.

LEAD AND COPPER TEST RESULTS

	2021	2020	2019	2018
Copper mg/L	0.474	0.405	0.72	0.538
Lead	0.0005	0.002	0.004	0.002

UTILITY RATE COMPARISON

On August 31, 2021, City Council approved the Fiscal Year 2022 Manual of Fees, which established fees charged by the City for the period of Oct. 1, 2021, through Sept. 30, 2022.

As part of a multi-year utility infrastructure reinvestment plan, the small rate increase in the fees is associated with water, sewer, streetlight and stormwater services that are charged to customers.* The rates and fees charged are necessary to pay for utility systems improvements, on-going operational expenses, and staffing needs to maintain the system.

Beginning with utility bills received in November 2021, approximate monthly rate increases included:

Water	\$2.27
Sewer	\$1.98
Streetlight	\$1.00
Stormwater	\$0.67

(Based on a typical residential household's use of 7,000 gallons of water.)

WATER UTILITY RATE COMPARISON (Charge per 1,000 gallons)

CITY	INSIDE CITY			OUTSIDE CITY		
	2021		2020	2021		2020
Oklahoma City	3.61	+19	3.42	4.38	-	4.38
Norman	4.10	-	4.10	-	-	-
Tulsa	4.31	-	4.31	5.39	-	5.39
Broken Arrow	5.44	+29	5.15	6.24	+33	5.91
Jenks	6.14	+40	5.74	-	-	-
Edmond	6.94	+26	6.68	6.94	+26	6.68
Stillwater	7.02	-	7.02	10.53	-	10.53
Bixby	7.26	-	7.26	7.26	-	7.26
Owasso	7.66	+44	7.22	9.19	+53	8.66

*The City did not implement the final year of the 5-Year Rate Model in 2020 due to the COVID-19 Pandemic and the potential financial hardship it could have placed on customers.



Prior to the first City Hall being built on the northwest corner of Dallas and 1st St., City government was conducted in upper rooms on Main St.

SEWER UTILITY RATE COMPARISON (Charge per 1,000 gallons)

CITY	INSIDE CITY			OUTSIDE CITY		
	2021		2020	2021		2020
Norman	2.70	-	2.70	-	-	-
Stillwater	3.37	-	3.37	5.05	-	5.05
Broken Arrow	4.04	+0.27	3.77	4.71	+0.23	4.48
Owasso	4.15	+0.20	3.95	4.98	+0.22	4.76
Bixby	4.20	-	4.20	7.26	-	7.26
Oklahoma City	4.79	+0.14	4.65	4.20	-	4.20
Edmond	4.98	+0.41	4.57	4.98	+0.41	4.57
Jenks	6.51	+0.43	6.08	-	-	-
Tulsa	9.06	+0.26	8.80	13.38	+0.39	12.99

STORMWATER UTILITY RATE COMPARISON

CITY	CHARGE		
	2021		2020
Edmond	3.00	-	3.00
Jenks	3.00	+1	2.00
Bixby	4.00	-	4.00
Owasso	5.50	-	5.00
Broken Arrow	8.16	+0.68	7.48
Tulsa	8.77	+0.42	8.35
Norman	-		-
Oklahoma City	-		-
Stillwater	-		-



SOLID WASTE AND RECYCLING

Despite the fire at the Tulsa Recycle & Transfer facility in early 2021, Broken Arrow residents have continued to practice separating their waste from their recyclables by properly using the black and blue carts. This was an important action by everyone to continue our commitment to a greener future.

As the facility comes back online and we pick up your carts with separate trucks, here is a reminder of what you can recycle and place in the blue cart: paper cartons, glass, cans, and plastic containers. We have more details at [RecycleBA.com](https://www.recycleba.com) about what items can and cannot be recycled.

**58 waste management employees service
36,417 customers in Broken Arrow**

New Trucks

We have ordered five new Automated Side Loaders that will maximize our efforts to quickly and efficiently dump your recyclables. These new ASL trucks will cost approximately \$1.5 million and be paid for through the Closed Loop Fund and Sales Tax Capital Improvements.

77,000 trash bag rolls

Over 11 days in 2021, the City handed out surplus trash bags to BA residents. The bags were left over after the city transitioned to the cart-based refuse service.

Each residential trash customer receives two 96-gallon carts, **one blue** for recyclables and **one black** for all other trash.

Services

In addition to the weekly curbside refuse pickup you receive, we also offer these services for a nominal fee:

TYPE OF SERVICE	COST
Extra refuse outside of cart in excess of 1 bag	\$1.25/bag
Large refuse outside of cart in excess of 1 bag	Count as 2 bags
Yard waste in excess of 20 clear bags	\$1.25/bag
Late set-out/return service fee	\$10.50
Bulky pick-up	\$10/cubic yard
Refuse cart size change fee	1st one free, then \$15
Cart add/remove fee	1st one free, then \$15
Cart replacement	\$50
Additional refuse cart/month (96 gallon only)	\$5
Additional recycling cart	No monthly fee

Holidays

There are several holidays during the year that are recognized by the City and our offices are closed. When your pick-up day falls on one of these holidays, we typically “slide” your service to the following day. Please visit BrokenArrowOK.gov/Holidays for details on how your service will be provided during the holidays.

As of Oct. 2021, crews had picked up 30,130 tons of solid waste.



PROJECTS

COMPLETED PROJECTS FY21

STREETS

PROJECT	COST	FUNDING
Concrete Panel Repair: Aspen Pond	\$428,429	Street Sales Tax
Concrete Panel Repair: Carriage Crossing	\$177,933	Street Sales Tax
Concrete Panel Repair: Granger St.	\$238,604	Street Sales Tax
Concrete Panel Repair: Indian Springs Park 2nd Addition	\$198,237	Street Sales Tax
Concrete Panel Repair: South Park Estates	\$337,649	Street Sales Tax
Concrete Panel Repair: Turtle Creek	\$452,926	Street Sales Tax
Concrete Panel Repair: Wedgewood	\$714,850	Street Sales Tax
Concrete Panel Repair: Westwind	\$273,949	Street Sales Tax
Evans Road & Highway 51 Signal	\$200,000	Street Sales Tax
North 23rd St. and East Kenosha St.	\$14,269	Street Sales Tax
Resurface: 9th and Washington	\$15,547	Street Sales Tax
Resurface: Adams Creek Estates V Addition	\$29,084	Street Sales Tax
Resurface: Arrow Village Addition	\$201,677	Street Sales Tax
Resurface: East Haskell Addition	\$152,353	Street Sales Tax
Resurface: Florence St.-Elm to 9th St.	\$105,059	Street Sales Tax
Resurface: Original Town/Home Garden Subdivisions	\$159,592	Street Sales Tax
Resurface: Steeple Chase Addition	\$45,491	Street Sales Tax
Resurface: Washington St.-Hwy 51 to Evans Rd.	\$100,000	Street Sales Tax
South 9th St. and East Houston St.	\$15,878	Street Sales Tax
South Elm Pl. and East Tuscon St.	\$30,768	Street Sales Tax
South Elm and Quanah St.	\$30,348	Street Sales Tax
South Olive Ave. and West Florence St.	\$30,360	Street Sales Tax
South Olive Ave. and West Houston St.	\$2,729	Street Sales Tax
South Olive Ave. and West New Orleans St.	\$14,455	Street Sales Tax
North Elm Pl. & Highway 51 Signal	\$274,500	Street Sales Tax
North Elm Pl. and East Albany St.	\$18,744	Street Sales Tax
Resurface: South Olive Avenue-West Florence St. to Tucson	\$130,000	Street Sales Tax
Resurface: Timberbrook IV Addition	\$210,000	Street Sales Tax
Widen New Orleans St.: Olive to Aspen	\$3,020,000	2011, 2014, & 2018 Bond

STORMWATER

Rain Garden	\$6,785	2018 Bond
-------------	---------	-----------



Nienhuis Skate Park was re-opened in Oct. 2021 after adding 16,717 sq. ft. of rideable surface to the existing park.

UTILITIES

County Line Trunk Sewer Rehabilitation - Phase I	\$16,048,115	OWRB Loan*
Lynn Lane WWTP Secondary Clarifier Rehabilitation	\$3,215,515	OWRB Loan
Olive Ave. Waterline - Tuscon to New Orleans Improvements	\$815,987	OWRB Loan
Battle Creek (Omaha) Tank Rehabilitation	\$682,458	OWRB Loan
Kenwood Hills Waterline	\$662,500	OWRB Loan
Verdigris River WTP Sodium Hypochlorite Generator Supply Water Chillers	\$220,000	OWRB Loan
Verdigris River Water Treatment Plant Residual Lagoon No. 1 Cleaning	\$142,500	OWRB Loan
Verdigris River WTP High Service Pump Station Surge Tank Modifications	\$129,000	OWRB Loan
Verdigris River WTP Acid Tank Replacement	\$119,000	OWRB Loan
Lynn Lane WWTP Perimeter Fencing Phase I	\$77,500	Capital Improvement
Verdigris River WTP Raw Water Pump Station HVAC System Replacement	\$30,000	OWRB Loan

PUBLIC SAFETY

Fire Station No. 3 Replacement, Including Fire Truck & Ambulance	\$4,881,517	2011, 2014, 2018, Bonds Fire Sales Tax, STCI
--	-------------	--

PUBLIC FACILITIES

Maintenance Center: Land and design	\$738,700	2014 Bond
Veterans Center	\$2,000,000	2018 Bond

PARKS

Events Park Adult Softball Complex, including Synthetic Turf	\$6,212,707	2008, 2014, 2018 Bonds
Arrowhead Park Concession/Umpire Building	\$788,208	2014 & 2018 Bond, STCI
Nienhuis Skate Park Improvements	\$817,400	2018 Bond
Indian Springs Sports Complex Improvements	\$219,440	2018 Bond

*OWRB = Oklahoma Water Resources Board *WTP = Water Treatment Plant

*WWTP = Waste Water Treatment Plant



Design plans for Elam Park in South Broken Arrow were announced in 2021.

CURRENT PROJECTS

The following pages list current City of Broken Arrow public projects.

A project's life-cycle can be lengthy. For example, road widening efforts involve negotiating land purchases for right-of-way access and relocating utilities. Some road projects may involve multiple jurisdictions working together. Factors outside the City's control and even Oklahoma weather can impact a project's schedule.

Current projects can be tracked online through our website at BrokenArrowOK.gov/city-projects

STREETS

PROJECT	STATUS	COST	FUNDING
23rd and Creek Turnpike	In Progress	\$50,000	Street Sales Tax
23rd St. Bridge: Albany & Omaha	RoW*	\$4,100,000	2018 Bond
9th and Juneau	In Progress	\$34,500	Street Sales Tax
Annual Sidewalk Maintenance: Various Locations	Under Construction	\$75,000	Street Sales Tax
Annual Street Maintenance: Various Locations	Under Construction	\$100,000	Street Sales Tax
Concrete Panel Repair: 6100 Center	Under Construction	\$50,000	Street Sales Tax
Concrete Panel Repair: Cedar Springs Estates	Under Construction	\$1,232,538	Street Sales Tax, 2018 Bond
Concrete Panel Repair: Carriage Crossing	Under Construction	\$177,933	Street Sales Tax
Concrete Panel Repair: Mittford Bridge	In Progress	\$158,861	Street Sales Tax
Concrete Panel Repair: Oak Creek South	In Progress	\$318,000	Street Sales Tax

STREETS

PROJECT	PROJECT	PROJECT	PROJECT
Concrete Panel Repair: Sentinel Industrial Park	In Progress	\$186,684	Street Sales Tax
Concrete Panel Repair: Southbrook	In Progress	\$1,775,000	Street Sales Tax
Concrete Panel Repair: Steeple Chase	In Progress	\$658,000	Street Sales Tax
Concrete Panel Repair: Wedgewood	In Progress	\$714,850	Street Sales Tax
Highway 51 Lighting	In Progress	\$300,000	Street Sales Tax
Improvements: 1st St., Elgin to Kenosha	In Design	\$420,600	Street Sales Tax
Improvements: 219th East Ave. and 96th Intersection	In Progress	\$200,000	Street Sales Tax
Improvements: 9th & Hillside Intersection	Study Underway	\$1,900,000	2018 Bond
Improvements: 9th & Kenosha Intersection	Study Underway	\$1,900,000	2018 Bond
Improvements: Alleys	Under Construction	\$200,000	Street Sales Tax
Improvements: Alleyway from Ash to Main & Dallas to College	In Design	\$200,000	2018 Bond
Improvements: Aspen Ridge to Norfolk Drive	Under Construction	\$2,378,000	Economic Development
Improvements: Elgin St., 1st to 5th	Under Construction	\$342,000	Housing & Urban Development
Improvements: Elm & New Orleans Intersection	In Design	\$2,400,000	2018 Bond
Kenosha & Rhema-Eastside	In Progress	\$17,500	Street Sales Tax
LED Street Name Signs	In Progress	\$226,000	Street Sales Tax
New Orleans & Creek Turnpike	In Progress	\$69,000	Street Sales Tax
North Aspen & Highway 51-Northside	In Progress	\$17,500	Street Sales Tax
North Elm & West Queens	In Progress	\$15,000	Street Sales Tax
North Main & Broadway	In Progress	\$15,000	2018 Bond
Residential Street Rehabilitation	Under Construction	\$3,760,000	2018 Bond
Resurface: Houston Street-Colony Avenue to 63rd St.	Under Construction	\$290,000	Street Sales Tax
Resurface: North Pecan Place	In Progress	\$107,105	Street Sales Tax
Resurface: Tuscon St. - Elm to County Line Rd.	Under Construction	\$275,000	Street Sales Tax
Resurface: Vandever East, 2nd, 3rd, 4th, 5th Additions	In Progress	\$520,000	Street Sales Tax
Sidewalk Improvements	In Progress	\$349,785	Street Sales Tax
Sidewalk: 23rd St., Liberty Trail to 115th	Under Construction	\$55,000	Street Sales Tax & 2018 Bond
Sidewalk: 37th St., Albany to Omaha	In Design	\$350,000	2018 Bond
Sidewalk: New Orleans, Aspen to Elm	Under Construction	\$460,000	2018 Bond
South Main & Richmond	In Progress	\$34,500	Street Sales Tax
South Main & West Houston	In Progress	\$16,500	Street Sales Tax
South Olive Avenue & Creek Turnpike: Traffic Signal Rehabilitation	In Progress	\$380,000	Street Sales Tax

STREETS

Street Markings: Various Locations	Under Construction	\$200,000	Street Sales Tax
Street Repairs, Asphalt: Melinda Park	In Design	\$650,000	Street Sales Tax & 2018 Bond
Street Repairs: Old Town	In Progress	\$500,000	2018 Bond
Widen 23rd St.: Albany to Omaha	RoW	\$5,000,000	2018 Bond
Widen 23rd St.: Houston to Kenosha (Including Bridge)	Utility Relocation	\$20,000,000	2014 Bond & STP
Widen 37th St.: Houston to Albany	Utility Relocation	\$1,667,800	2011 & 2018 Bond
Widen 37th St.: Omaha to Dearborn	In Design	\$5,300,000	2018 Bond
Widen 9th St.: Washington to Houston	In Design	\$5,200,000	2018 Bond
Widen Albany St.: 23rd to 37th	Under Construction	\$4,600,000	2018 Bond
Widen Aspen Ave.: 9th to 23rd (23rd St. Intersection)	Utility Relocation	\$5,500,000	2014 Bond
Widen Aspen Ave.: Shreveport to Tucson	RoW Acquisition	\$7,500,000	2018 Bond
Widen Houston St.: 9th to Old Highway 51	In Design	\$7,400,000	2018 Bond
Widen Houston St.: Aspen to Elm	In Progress	\$262,500	2014 Bond
Widen Houston St.: Garnett to Olive	RoW	\$5,900,000	2018 Bond
Widen Houston St.: Olive to Aspen	RoW	\$4,600,000	2018 Bond
Widen New Orleans St.: 209th to 217th	Utility Relocation	\$2,140,000	2018 Bond
Widen Olive Ave.: Kenosha to Albany (Railroad)	RoW	\$6,930,000	2014 Bond & STP
Widen Washington St.: 9th to 23rd	In Design	\$5,200,000	2018 Bond
Widen Washington St.: Olive to Aspen	Utility Relocation	\$4,700,000	2018 Bond

STORMWATER

PROJECT	STATUS	COST	FUNDING
Stone Ridge Town Center Drainage (Albany & Highway 51)	In Design	\$3,000,000	2018 Bond
37th St. Regional Detention Facility	Under Construction	\$925,000	2011 & 2014 Bond
Indian Springs (Jasper & Aspen)	In Design	\$600,000	2018 Bond
Tiger Creek Nature Park	In Design	\$500,000	2018 Bond
Adams Creek Wetlands Preserve	In Progress	\$500,000	2018 Bond
Adams Creek Drainage Basin	In Design	\$500,000	2018 Bond
Broken Arrow Creek Drainage Basin	In Design	\$500,000	2018 Bond
Haikey Creek Drainage Basin	In Design	\$500,000	2018 Bond
Elm/Aspen Creek Drainage Basin	In Design	\$500,000	2018 Bond
Lions Ave. Drainage Improvements	Under Construction	\$290,000	Street Sales Tax & 2018 Bond
Eagle Creek V	In Design	\$100,000	2018 Bond



STORMWATER

Natchez St. Tributary Improvements	Under Construction	\$79,000	2018 Bond
Spunky Creek Tributary Analysis	In Design	\$50,000	Stormwater Capital
Aspen Ridge Storm Sewer Project	In Design	\$25,000	2018 Bond

UTILITIES

PROJECT	STATUS	COST	FUNDING
Haikey Creek Anerobic Digestors	In Design	\$16,620,000	OWRB Loan
Haikey Creek Primary Clarifiers	In Design	\$9,397,500	OWRB Loan
Lynn Lane WWTP Effluent Disinfection System	In Design	\$6,000,000	OWRB Loan
County Line Trunk Sewer Phase II	In Design	\$5,950,000	OWRB Loan
Greens Forcemain and Lift Station Improvements	In Design	\$4,500,000	OWRB Loan
Haikey Creek Sludge De-watering Facility	In Design	\$3,227,500	OWRB Loan
Wagoner County Trunk Line	In Design	\$2,510,000	OWRB Loan
Lynn Lane WWTP Flow Equalization Basin Rehabilitation	In Design	\$1,985,000	OWRB Loan
Lynn Lane Belt Filter Press Rehabilitation and Building Modifications	In Design	\$1,825,000	OWRB Loan
Lynn Lane Wastewater Collection System Rehabilitation Sub-basin LL34	In Design	\$1,700,000	OWRB Loan
Old Adams Creek Lift Station Improvements	In Design	\$1,610,000	OWRB Loan
Haikey Creek WWTP Grit Removal Facility Rehabilitation	In Construction	\$1,513,936	OWRB Loan
New Waterline for Elevated Storage Tank in South BA	RoW	\$1,320,000	OWRB Loan
Expressway Lift Station and Force Main Improvements	In Design	\$1,180,000	OWRB Loan
Omaha Waterline Relocation	In Design	\$1,100,000	OWRB Loan
South Park South Lift Station Conversion to Gravity	In Design	\$1,061,000	OWRB Loan
Haikey Creek WWTP Bio-solid Improvements	In Design	\$1,031,083	OWRB Loan
Battle Creek Golf Course Irrigation Pump Station Rehabilitation	In Construction	\$996,200	GO Bond 2018

UTILITIES

PROJECT	STATUS	COST	FUNDING
Battle Creek Tank Piping and Valving and Waterline Extension	In Construction	\$969,100	OWRB Loan
Willow Springs Lift Station Rehabilitation	Obtaining Right-of-Way	\$725,000	OWRB Loan
Adams Creek Basin Study	In Design	\$600,000	OWRB Loan
Advanced Water Meter Infrastructure Addition - Phase I	In Design	\$600,000	OWRB Loan
Haikey Creek WWTP and Lift Station Electrical Upgrade	In Construction	\$459,000	OWRB Loan
Villas on the Greens Lift Station Conversion to Gravity	In Construction	\$385,000	Capital Improvement
Westwind Lift Station Conversion to Gravity	Obtaining Right-of-Way	\$370,000	Capital Improvement
Covington Creek Manhole Replacement	In Design	\$222,000	OWRB Loan
Lynn Lane East Secondary Clarifier Rehabilitation	In Design	\$150,000	OWRB Loan
Haikey Creek Trunk Line Rehabilitation	In Design	\$140,000	OWRB Loan
Lynn Lane WWTP Perimeter Fencing Phase II	In Construction	\$110,040	Capital Improvement
Lynn Lane WWTP Chemical Feed Building Improvements	In Design	\$100,000	Capital Improvement
Water, Wastewater, and Stormwater Rate Study Update	In Design	\$85,780	Capital Improvement
137th E. Ave Waterline Loop	Obtaining Right-of-Way	\$75,000	Capital Improvement
Lynn Lane WWTP Blower Replacements	In Design	\$140,000	OWRB Loan
Haikey Creek WWTP Maintenance Building	In Construction	\$404,500	OWRB Loan

PUBLIC SAFETY

PROJECT	STATUS	COST	FUNDING
Fire Station No. 7 Replacement	Under Construction	\$4,381,520	2014, 2018 Bonds
Jail Renovation	In Design	\$3,250,000	2018 Bond
Records Management System Upgrades	In Progress	\$1,500,000	Fund 336
Fire Trucks and/or Ambulances	In Progress	\$1,000,000	2018 Bond
Public Safety Complex Phase II	In Progress	\$950,000	2014 Bond
Police Vehicles	In Progress	\$800,000	Capital Improvement
Radio Communication Tower	In Progress	\$500,000	2014 Bond
Body-worn Cameras	In Progress	\$85,000	Police Public Safety Sales Tax

PARKS

PROJECT	STATUS	COST	FUNDING
Events Park Trails Network	In Design	\$250,000	2014 Bond
Broken Arrow Creek Trail Phase II	RoW	\$1,300,000	2018 Bond, TAP Grant
Wolf Creek Park Picnic Pavilion	In Design	\$35,000	2018 Bond
War at Home Memorial - Mission 22	Under Construction	\$180,000	STCI, Mission 22, Muscogee Creek
Arrowhead Park Shade Structures	In Design	\$300,000	2018 Bond
Indian Springs Turf Soccer Fields	In Design	\$3,000,000	2018 Bond
Central Park Community Center Roof Replacement	Under Construction	\$406,000	STCI
37th St. Detention Park	Under Construction	\$707,996	2011, 2014, 2018 Bonds
Highland Park Playground/Playing Fields	In Design	\$550,000	2014, 2018 Bonds
Elam Park in Southwest Broken Arrow	In Design	\$3,000,000	2018 Bond
Jackson Park Restrooms and Improvements	In Design	\$300,000	2018 Bond
Nienhuis Park Improvements	In Design	\$300,000	2018 Bond

OTHER

PROJECT	STATUS	COST	FUNDING
Senior Center Meeting/Activity Center	In Design	\$4,800,000	2018 Bond
Brown-Kimbrough Center for Arts, Innovation, and Creativity	In Progress	\$4,700,000	2014 Bond, Vision, STCI
Software Upgrade for City Facilities	In Progress	\$3,030,000	2018 Bond
Economic Development	Under Construction	\$2,000,000	Capital Improvement
Maintenance Center: Land and design	In Progress	\$738,700	2014 Bond

Washington St. between Garnett and Olive was completed in March 2021.

CITY PRIDE

"I've come to thank this body for the city's help in successfully completing Washington, a great project ... It makes me proud of our city government. It makes me proud of Kenneth and his staff for what they did ... to make that beautiful."

Citizen Robert Martinek, regarding the Washington St. Widening Project
Aug. 2 City Council Meeting



Challenger Park opened in March 2021.

SALE OF NEXT SERIES OF 2018 GENERAL OBLIGATION BONDS

On Nov. 15, 2021, City Council awarded the sale of \$20.5 million in General Obligation Bonds. The Baker Group had the lowest bid with a **1.83%** interest rate on the 20-year, \$19.5 million Series 2021A bonds. Huntington Securities was awarded the 10-year, \$1 million Series 2021B bonds with an interest rate of **1.36%**. The sale of the bonds is part of the voter-approved \$210 million 2018 Build our Future BA General Obligation Bond package. The funds from the bond sale will go towards various streets improvements across Broken Arrow, public safety projects such as jail expansion and city-wide siren improvements, construction and renovation of public facilities and parks, and stormwater and drainage improvements. This is a list of the projects in each of the six propositions that will be funded as a result of this sale.

PROJECT	COMPONENTS*	COST
Series 2021A		
Proposition 1		
Construction improvements - 9th and Hillside Dr.	ROW	\$230,000
Construction improvements - 9th and Kenosha	ROW	\$260,000
City-wide signalization improvements	Des/ROW/Utls/Const	\$350,000
Widen New Orleans St - 209th Ave to 217th Ave.	Des/ROW	\$360,000
Widen Washington St. - 9th to 23rd St.	ROW/Utls	\$420,000
Widen Aspen Ave - Tucson St. to Shreveport St.	ROW/Utls	\$900,000
City/County joint street improvements	Des/ROW/Utls/Const	\$1,000,000
BA Expressway entryway improvements	Des/ROW/Utls	\$1,200,000
Various residential streets rehabilitation	Des/Const	\$2,165,000
Innovation District improvements	Des/ROW/Utls/Const	\$2,265,000

Proposition 1 Subtotal \$9,150,000

PROJECT	COMPONENTS*	COST
---------	-------------	------

Proposition 2

City-wide siren improvements	Des/ROW/Const	\$600,000
Expansion, renovation, equipping, and furnishing the Jail	Const	\$2,990,000

Proposition 2 Subtotal \$3,590,000

Proposition 3

Construct Nienhuis Park Pedestrian Trail	Const	\$200,000
Construct improvements to new Elam Park	Const	\$1,000,000
Improvements to Indian Springs Sports Complex	Des/Const	\$1,500,000

Proposition 3 Subtotal \$2,700,000

Proposition 4

Construction and renovation to General Services Building	Des/Const	\$1,500,000
Construction and renovation to City Maintenance Facility	Des/Const	\$2,000,000

Proposition 4 Subtotal \$2,700,000

Proposition 5

Bridge Replacements	Des/ROW/Utls/Const	\$560,000
---------------------	--------------------	-----------

Proposition 5 Subtotal \$560,000

**TOTAL SALE
\$19,500,000**

Series 2021B

Proposition 6

Adams Creek Basin (Unnamed)**		\$100,000
Broken Arrow Creek (Unnamed)		\$100,000
Elm and/or Aspen Creek Basin (Unnamed)		\$100,000
Adams Creek Basin (Named)		\$125,000
Broken Arrow Creek (Named)		\$125,000
Haikey Creek Basin (Named)		\$125,000
Elm and/or Aspen Creek Basin (Named)		\$125,000
Haikey Creek Basin (Unnamed)		\$200,000

**TOTAL SALE
\$1,000,000**

*The life cycle of any project is dependent upon the components of development. The following components are defined as:

Des = Design ROW = Right of Way Utls = Utilities Const = Construction

** Named funds must be spent in the specific named drainage basins. Unnamed funds state a drainage basin, but may be spent in other drainage basins.

Visit BrokenArrowOK.gov/bond to learn more.

MEET THE TEAM



Michael Spurgeon
City Manager

Municipalities require a group of dedicated individuals to run every aspect of day-to-day operations. As an integral part of Broken Arrow, our leadership team works hard to ensure that each department runs effectively and cohesively, and builds the integrity of our city.



Kenneth Schwab
*Assistant City
Manager of Operations*



Norman Stephens
*Assistant City Manager
of Administration*



Trevor Dennis
City Attorney



Curtis Green
City Clerk



Brandon Berryhill
Chief of Police



Jeremy Moore
Fire Chief



Aaron McColloch
*Communications
Manager*



Larry Curtis
*Director of Community
Development*



Jennifer Rush
*Economic
Development Manager*



Ethan Edwards
*Director of Engineering
and Construction*



Cynthia Arnold
Director of Finance



Scott Carr
*Director of Information
Technology*



Ryan Baze
*Director of
Maintenance*



Matt Hendren
*Director of Parks
and Recreation*



Jerry Schuber
*Director of Solid
Waste and Recycling*



Rocky Henkel
*Director of Streets
and Stormwater*



Charles Vokes
Director of Utilities



Jamie Ott
*Director of Emergency
Management*

CITY PROFILE



**#1 HAPPIEST CITY
IN OKLAHOMA**

Zippia 2020



**113,540
POPULATION**



**61 SQ MILES
OF LAND**



**267TH LARGEST
CITY IN U.S.**



**9TH LOWEST
CRIME IN U.S.**

Business Insider 2018



**37 MEDIAN
AGE**



**\$175,129 MEDIAN
HOME VALUE**



**\$75,124 MEDIAN
HOUSEHOLD INCOME**

In 2020, Broken Arrow was named the #1 Best City in Oklahoma for First Time Home Buyers (2020 Wallethub)

61,645 PEOPLE WORKING IN BROKEN ARROW

 **BROKEN ARROW
PUBLIC SCHOOLS** **2,379**
EST. 1904

Walmart  **1,395**

 **BROKEN ARROW** **820**
Where opportunity lives

ZEECO **608**

FlightSafety **530**
international

 **470**

 **362**

 **275**
ELLIOT

 **255**
Blue Bell

MICAHTEK **250**



The Rose District was filled with revelers for the It's a Wonderful Life In Broken Arrow Holiday Kick-Off on Nov. 18, 2021.

BY THE NUMBERS

**AS OF 2021, BROKEN ARROW'S
TOTAL VALUE IS ASSESSED AT
\$262 MILLION — A 33% INCREASE
FROM THE 2015 ASSESSMENT.**

2021 NAV Report

**SINCE THE 2010 CENSUS,
BROKEN ARROW'S 98,837
POPULATION INCREASED BY 11%
— TOTALING 113,540**

U.S. Census Bureau

**IN FIVE YEARS, BROKEN ARROW'S
TOTAL LAND MASS HAS GONE
FROM 55 TO 61 SQUARE MILES**

U.S. Census Bureau



91,455 police, fire and medical calls



40,332 tons of solid waste and recycling picked up



39,243 utility customers



39,388 swimmers at public pools



2,297 trees maintained



1,058 developed park acres



726 new single-family residential permits



203 police vehicles
14 fire trucks
12 ambulances

STAY IN TOUCH!

CONNECT



BrokenArrowOK.gov
ActionCenterBA.com
RecycleBA.com

Watch the latest Broken Arrow
In Focus and **In Motion** videos to
stay up to date with developments
happening around the city!
youtube.com/CityofBrokenArrow



Keep up with BA

Scan this code on your phone to sign up and get
the latest news right to your email inbox!



Find us on the Nextdoor App

Scan this code on your phone, or visit
nextdoor.com/agency/city-of-broken-arrow



Photo credit Jon B Petersen Photography

SOCIALIZE



[Facebook.com/CityofBA](https://www.facebook.com/CityofBA)



[Instagram @CityofBA](https://www.instagram.com/CityofBA)



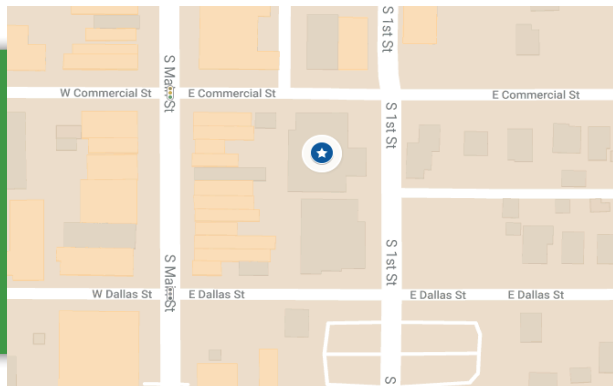
[LinkedIn @CityofBrokenArrow](https://www.linkedin.com/company/CityofBrokenArrow)



[Twitter @CityofBA](https://twitter.com/CityofBA)

VISIT

City Hall, 220 South 1st Street
Broken Arrow, OK 74012
918-251-5311





BROKEN ARROW

City of Broken Arrow
220 S. 1st St.
Broken Arrow, OK 74012

