

To: Honorable Mayor and City Councilors
From: Michael Spurgeon, City Manager
Date: June 23, 2017
Re: Notes to Council

1. STAFF REPORTS / ITEMS REQUIRING IMMEDIATE ATTENTION

- Fire Department Monthly Report – May 2017
- General Services Monthly Report – May 2017


2. GENERAL CORRESPONDENCE / NOTIFICATION

- Press Release – Fire Academy Adds 19 New Firefighters to BAFD
- Press Release – Fireworks Permits Available through July 3
- News Article – Broken Arrow Volleyball Club Participates in United World Games
- Staff Memo – Economic Development Grants

3. SPECIAL EVENTS / ACTIVITIES

- N/A

Respectfully submitted,



Michael L. Spurgeon

jmh
Attachments

1. STAFF REPORTS / ITEMS REQUIRING IMMEDIATE ATTENTION



INTEROFFICE MEMO

Broken Arrow Fire Department

To: Michael Spurgeon, City Manager
From: Office of the Fire Chief
Date: June 19, 2017
Re: May 2017 Monthly Report

Please see the attached reports detailing:

EMS Responses
Fire Responses
Fire Prevention Inspections
Fire Investigations
Fire & EMS Overview
Monthly Incident Summary Report



Broken Arrow Fire Department Monthly Report
May 2017

Page 1 of 4

	<u>This Fiscal Year</u>	<u>Last Fiscal Year</u>	<u>Percentage Change</u>
EMS Responses	819	736	11%
Fire Responses	190	173	9%
Fire Prevention Inspections	142	70	102%
Fire Investigations	03	08	-62%
Total Training Hours	6,176	1,212	409%



Broken Arrow Fire Department Monthly Report
May 2017

	Station	Assist Other Stations	Assist EMS	
District 1	23	16	94	This Month
	373	136	970	Total Fiscal Year
District 2	21	11	48	This Month
	192	117	623	Total Fiscal Year
District 3	12	08	40	This Month
	202	75	413	Total Fiscal Year
District 4	28	05	52	This Month
	312	47	585	Total Fiscal Year
District 5	50	06	102	This Month
	385	106	951	Total Fiscal Year
District 6	46	03	84	This Month
	457	84	980	Total Fiscal Year
District 7	29	09	124	This Month
	392	74	1332	Total Fiscal Year
Total	209	58	544	This Month
	2313	639	5864	Total Fiscal Year
	6.7	1.9	17.5	Total Number Runs per Day



Broken Arrow Fire Department Monthly Report
May 2017

Fire Suppression Average Response Times

	This Month	Same Month Last F/Y	Total This F/Y	Total Last F/Y
Station #1 Eng 1	3:53	4:15	4:06	4:10
Station #2 Eng 2	5:50	4:24	5:32	4:37
Station #3 Eng 3	4:21	5:04	4:44	5:03
Station #4 Eng 4	7:20	6:19	6:54	6:40
Station #5 Eng 5	4:23	4:31	4:35	4:12
Station #6 Eng 6	5:55	4:29	5:43	4:32
Station #7 Eng 7	4:57	5:21	4:51	4:18
Total Average	5:14	4:55	5:12	4:53

BAFD Bench Mark Average Time - 1st in Engine 5:00, 2nd in Engine 7:00

Station #7 was put into service January 19, 2016 with each shift housing a crew of four (4) and an Engine.

EMERGENCY MEDICAL SERVICES

EMS Unit Run Destinations

Saint Francis - Tulsa	184	Hillcrest MC South	64
Saint Francis South	124	Hillcrest MC Tulsa	20
Saint John MC - Tulsa	95	OSU Medical Center	02
Saint John MC -BA	55		



EMS Runs by Type

	This Month	Same Month Last F/Y	Total This F/Y	Total Last F/Y
Numbers of Runs	819	726	8631	7798
Treated/Transported	627	557	6338	5391
Treated/Released	41	577	579	5624
Cancelled	48	38	644	276
Refused Treatment	92	--	942	--
DOA	08	--	109	--
Standby	02	--	02	
EMS Suppression	82	78	874	1249

Some changes to the descriptions of items 2 & 3 starting this July 2016 have been made
**** Last F/Y figure 2 covers all transports but not all treated, figure 3 included the treated**

EMS Average Response Times

	This Month	Same Month Last F/Y	Total This F/Y	Total Last F/Y
Station #1 Sq-1	3:32	3:55	3:31	3:45
Station #2 Sq-2	3:48	3:01	3:51	3:24
Station #3 Sq-3	4:24	4:16	4:19	4:11
Station #4 Sq-4	5:42	6:32	5:33	5:58
Station #5 Sq-5	4:05	3:52	4:03	3:54
Station #6 Sq-6	5:03	3:00	4:16	3:45
Total Average	4:25	4:06	4:20	4:09

BAFD Bench Mark Average Time 5:00

General information:

Total number of calls	Fire - 190	EMS - 751	Exposures - 0	Unknown - 0	All - 941
Average calls per day	Fire - 6.12	EMS - 24.22	All - 30.35		
Total number of arson calls	0				
Estimated dollar loss	Fire - 149,070	Other - 0	All - 149,070	Arson - 0	
Estimated value	Fire - 1,204,305	Other - 0	All - 1,204,305	Arson - 0	
Percentage saved	Fire - 87.62%	Other - .00%	All - 87.62%	Arson - .00%	
Total injuries	Fire service - 0	Civilian fire - 0	EMS - 0	Arson - 0	
Total fatalities	Fire service - 0	Civilian fire - 0		Arson - 0	
Total apparatus responses	Emergency - 1,603	Non-emergency - 244	All - 1,847		
Average responses per day	Emergency - 51.70	Non-emergency - 7.87	All - 59.58		
Average apparatus per call	Fire - 2.00	EMS - 1.95	All - 1.96		
Average turnout time	Emergency - 0:00:48	Non-emergency - 0:00:45	All - 0:00:48		
Average response time	Emergency - 0:05:08	Non-emergency - 0:05:47	All - 0:05:12		
Average contain time	Emergency - 0:27:29	Non-emergency - 0:10:35	All - 0:23:15		
Average total time	Emergency - 1:04:47	Non-emergency - 0:31:39	All - 1:00:35		
Total man hours	Fire - 268	EMS - 2,436	All - 2,704		
Average personnel per call	Fire - 4.78	EMS - 4.68	All - 4.70		
Total aid given calls	5				
Total aid received calls	0				

Total calls by incident group:

	Count	Average response time	Aid given	Exposures
100-173 Fire	12	0:05:55	0	0
300-381 Rescue and emergency medical service incidents	751	0:05:04	4	0
400-482 Hazardous conditions (no fire)	14	0:05:20	0	0
500-571 Service call	58	0:05:50	0	0
600-672 Good intent call	54	0:01:48	1	0
700-751 and 7009 False alarm and false call	50	0:06:17	0	0
800-815 Severe weather and natural disaster	2	0:04:41	0	0

Total calls by incident type:

	Count	Aid given	Aid received	Exposures
111 Building fire	3	0	0	0
131 Passenger vehicle fire	3	0	0	0
140 Natural vegetation fire, other	1	0	0	0
142 Brush or brush-and-grass mixture fire	2	0	0	0
154 Dumpster or other outside trash receptacle fire	1	0	0	0
160 Special outside fire, other	1	0	0	0
162 Outside equipment fire	1	0	0	0
300 Rescue, EMS incident, other	3	0	0	0
311 Medical assist, assist EMS crew	2	1	0	0
321 EMS call, excluding vehicle accident with injury	682	3	0	0
3211 EMS call, Possible Non Emergency Transfer	8	0	0	0
322 Vehicle accident with injuries	37	0	0	0
324 Motor vehicle accident with no injuries	13	0	0	0
331 Lock-in (if lock out, use 511)	4	0	0	0
363 Swift water rescue	1	0	0	0
381 Rescue or EMS standby	1	0	0	0
400 Hazardous condition, other	1	0	0	0
411 Gasoline or other flammable liquid spill	1	0	0	0
412 Gas leak (natural gas or LPG)	2	0	0	0
422 Chemical spill or leak	1	0	0	0
424 Carbon monoxide incident	2	0	0	0
440 Electrical wiring/equipment problem, other	2	0	0	0

Prepared: 6/09/17, 12:29:14

5/01/17 to 5/31/17

Program: FI263L

Total calls by incident type:		Count	Aid given	Aid received	Exposures
441	Heat from short circuit (wiring), defective/worn	2	0	0	0
444	Power line down	2	0	0	0
445	Arcing, shorted electrical equipment	1	0	0	0
510	Person in distress, other	1	0	0	0
511	Lock-out	5	0	0	0
522	Water or steam leak	1	0	0	0
531	Smoke or odor removal	6	0	0	0
542	Animal rescue	3	0	0	0
550	Public service assistance, other	1	0	0	0
551	Assist police or other governmental agency	5	0	0	0
553	Public service	3	0	0	0
554	Assist invalid	22	0	0	0
561	Unauthorized burning	7	0	0	0
571	Cover assignment, standby, moveup	4	0	0	0
600	Good intent call, other	2	0	0	0
611	Dispatched & canceled en route	21	0	0	0
6111	Dispatched & canceled en route-EMS	15	1	0	0
621	Wrong location	1	0	0	0
622	No incident found on arrival at dispatch address	5	0	0	0
631	Authorized controlled burning	4	0	0	0
651	Smoke scare, odor of smoke	2	0	0	0
653	Smoke from barbecue, tar kettle	3	0	0	0
671	HazMat release investigation w/no HazMat	1	0	0	0
700	False alarm or false call, other	9	0	0	0
715	Local alarm system, malicious false alarm	3	0	0	0
731	Sprinkler activation due to malfunction	1	0	0	0
732	Extinguishing system activation due to malfunction	1	0	0	0
733	Smoke detector activation due to malfunction	4	0	0	0
735	Alarm system sounded due to malfunction	5	0	0	0
736	CO detector activation due to malfunction	7	0	0	0
740	Unintentional transmission of alarm, other	1	0	0	0
743	Smoke detector activation, no fire - unintentional	5	0	0	0
744	Detector activation, no fire - unintentional	1	0	0	0
745	Alarm system activation, no fire - unintentional	12	0	0	0
746	Carbon monoxide detector activation, no CO	1	0	0	0
814	Lightning strike (no fire)	2	0	0	0

Totals calls by property use:		Count	Arson	Aid given
NNN	None	2	0	
UUU	Undetermined	2	0	
000	Property use, other	2	0	
100	Assembly, other	1	0	
110	Fixed-use recreation places, other	2	0	
120	Variable-use amusement, recreation places, other	1	0	
129	Amusement center: indoor/outdoor	3	0	
130	Places of worship, funeral parlors, other	1	0	
131	Church, mosque, synagogue, temple, chapel	3	0	
140	Clubs, other	1	0	
141	Athletic/health club	1	0	
150	Public or government, other	4	0	
151	Library	1	0	

Prepared: 6/09/17, 12:29:14

5/01/17 to 5/31/17

Program: FI263L

Totals calls by property use:		Count	Arson	Aid given
161	Restaurant or cafeteria	3	0	
200	Educational, other	1	0	
210	Schools, non-adult, other	2	0	
213	Elementary school, including kindergarten	7	0	
215	High school/junior high school/middle school	4	0	
311	24-hour care Nursing homes, 4 or more persons	110	0	
321	Mental retardation/development disability facility	3	0	
331	Hospital - medical or psychiatric	11	0	
340	Clinics, doctors offices, hemodialysis cntr, other	47	0	
341	Clinic, clinic-type infirmary	1	0	
361	Jail, prison (not juvenile)	10	0	
400	Residential, other	1	0	
419	1 or 2 family dwelling	495	0	
429	Multifamily dwelling	49	0	
439	Boarding/rooming house, residential hotels	2	0	
449	Hotel/motel, commercial	3	0	
459	Residential board and care	1	0	
460	Dormitory-type residence, other	2	0	
500	Mercantile, business, other	6	0	
511	Convenience store	4	0	
519	Food and beverage sales, grocery store	24	0	
529	Textile, wearing apparel sales	2	0	
539	Household goods, sales, repairs	2	0	
549	Specialty shop	4	0	
557	Personal service, including barber & beauty shops	2	0	
569	Professional supplies, services	1	0	
571	Service station, gas station	1	0	
579	Motor vehicle or boat sales, services, repair	1	0	
580	General retail, other	4	0	
592	Bank	1	0	
599	Business office	1	0	
631	Defense, military installation	1	0	
648	Sanitation utility	1	0	
700	Manufacturing, processing	4	0	
888	Fire station	1	0	
900	Outside or special property, other	1	0	
931	Open land or field	6	0	
938	Graded and cared-for plots of land	2	0	
940	Water area, other	3	0	
946	Lake, river, stream	1	0	
960	Street, other	50	0	
961	Highway or divided highway	4	0	
962	Residential street, road or residential driveway	14	0	
963	Street or road in commercial area	11	0	
965	Vehicle parking area	13	0	

Total calls by district:		Count	Arson
001	District One	145	0
002	District Two	96	0
003	District Three	65	0
004	District Four	116	0

Total calls by district:		Count	Arson
005	District Five	188	0
006	DISTRICT SIX	175	0
007	District Seven	146	0
010	Outside City Area	10	0

Total calls by station:		Count	Aid given
001	Station #1	176	0
002	Station #2	159	0
003	Station #3	100	1
004	Station #4	122	1
005	Station #5	194	0
006	Station #6	167	2
007	Fire Prevention	1	0
010	Training Division	1	0
015	Administration	3	0
777	Station #7	18	1

Total calls by shift:		Count
001	A Platoon	287
002	B Platoon	341
003	C Platoon	313

Total calls by action taken:		Count
00	Action taken, other	10
10	Fire control or extinguishment, other	1
11	Extinguishment by fire service personnel	9
22	Rescue, remove from harm	2
30	Emergency medical services, other	46
31	Provide first aid & check for injuries	37
32	Provide basic life support (BLS)	93
33	Provide advanced life support (ALS)	559
34	Transport person	2
51	Ventilate	1
52	Forcible entry	4
62	Restore sprinkler or fire protection system	1
63	Restore fire alarm system	1
64	Shut down system	3
70	Assistance, other	5
71	Assist physically disabled	17
73	Provide manpower	8
75	Provide equipment	1
81	Incident command	33
86	Investigate	61
87	Investigate fire out on arrival	2
90	Fill-in, standby, other	2
92	Standby	7
93	Cancelled en route	36

Apparatus totals:

Apparatus	Emergency responses	Average per day	Non-emergency responses	Average per day	Total responses	Average per day	Average turnout	Average response
-----------	---------------------	-----------------	-------------------------	-----------------	-----------------	-----------------	-----------------	------------------

Apparatus totals:

Apparatus	Emergency responses	Average per day	Non-emergency responses	Average per day	Total responses	Average per day	Average turnout	Average response
BT1	2	.06	2	.06	4	.12	0:01:20	0:05:15
BT2	0	.00	1	.03	1	.03	0:00:03	0:02:21
BT3	0	.00	1	.03	1	.03	0:02:27	0:06:09
BT4	5	.16	0	.00	5	.16	0:00:56	0:05:53
BT5	1	.03	0	.00	1	.03	0:01:16	0:04:46
BT6	4	.12	1	.03	5	.16	0:01:10	0:03:07
BT7	0	.00	2	.06	2	.06	0:00:30	0:08:02
E1	119	3.83	18	.58	137	4.41	0:01:03	0:04:30
E3	48	1.54	11	.35	59	1.90	0:00:45	0:04:38
E4	83	2.67	5	.16	88	2.83	0:00:52	0:06:54
E5	130	4.19	17	.54	147	4.74	0:00:57	0:04:58
E7	143	4.61	18	.58	161	5.19	0:00:56	0:04:56
FD111	1	.03	2	.06	3	.09	0:00:07	0:08:54
FD211	10	.32	4	.12	14	.45	0:00:30	0:08:12
FD212	51	1.64	11	.35	62	2.00	0:00:40	0:05:34
FD312	1	.03	0	.00	1	.03	0:00:02	0:12:02
FD313	2	.06	0	.00	2	.06	0:00:07	0:00:09
FD314	2	.06	3	.09	5	.16	0:00:57	0:08:22
FD413	2	.06	0	.00	2	.06	0:00:04	0:00:07
FD414	0	.00	3	.09	3	.09	0:01:06	0:00:35
LAD2	55	1.77	23	.74	78	2.51	0:00:54	0:06:16
LAD6	116	3.74	23	.74	139	4.48	0:00:53	0:06:08
RES1	10	.32	3	.09	13	.41	0:01:41	0:10:05
SQD1	167	5.38	15	.48	182	5.87	0:01:02	0:05:13
SQD2	145	4.67	20	.64	165	5.32	0:00:51	0:06:15
SQD3	93	3.00	13	.41	106	3.41	0:00:57	0:07:07
SQD4	110	3.54	11	.35	121	3.90	0:00:58	0:07:47
SQD5	164	5.29	16	.51	180	5.80	0:01:01	0:05:27
SQD6	139	4.48	20	.64	159	5.12	0:00:50	0:06:04
TFD	0	.00	1	.03	1	.03	0:00:00	0:00:05

Fire incidents with dollar loss:

			Dollar loss	Dollar value
2017-0003813-000	5/02/17	Outside equipment fire	1,000	1,200
604 S ASH AVE, BROKEN ARROW, OK, 74012				
2017-0003835-000	5/03/17	Natural vegetation fire, other	2,501	121,000
510 E BROADWAY AVE, BROKEN ARROW, OK, 74012				
2017-0003905-000	5/05/17	Building fire	2,501	2,501
2750 N 7TH ST, BROKEN ARROW, OK, 74012				
2017-0003979-000	5/07/17	Brush or brush-and-grass mixture fire	2	2
INTR EL PASO & S MAIN ST				
2017-0004005-000	5/08/17	Passenger vehicle fire	8,000	8,000
705 W OAKLAND ST, BROKEN ARROW, OK, 74012				
2017-0004058-000	5/09/17	Dumpster or other outside trash receptacle fire	2	1,500
4205 E OMAHA ST, BROKEN ARROW, OK, 74014				
2017-0004124-000	5/12/17	Passenger vehicle fire	61	30,000
INTR HIGHWAY 51 & N 9TH ST				
2017-0004344-000	5/19/17	Building fire	55,000	600,000
7417 E GALVESTON PL, BROKEN ARROW, OK, 74014				
2017-0004350-000	5/19/17	Building fire	40,000	400,000

Prepared: 6/09/17, 12:29:14

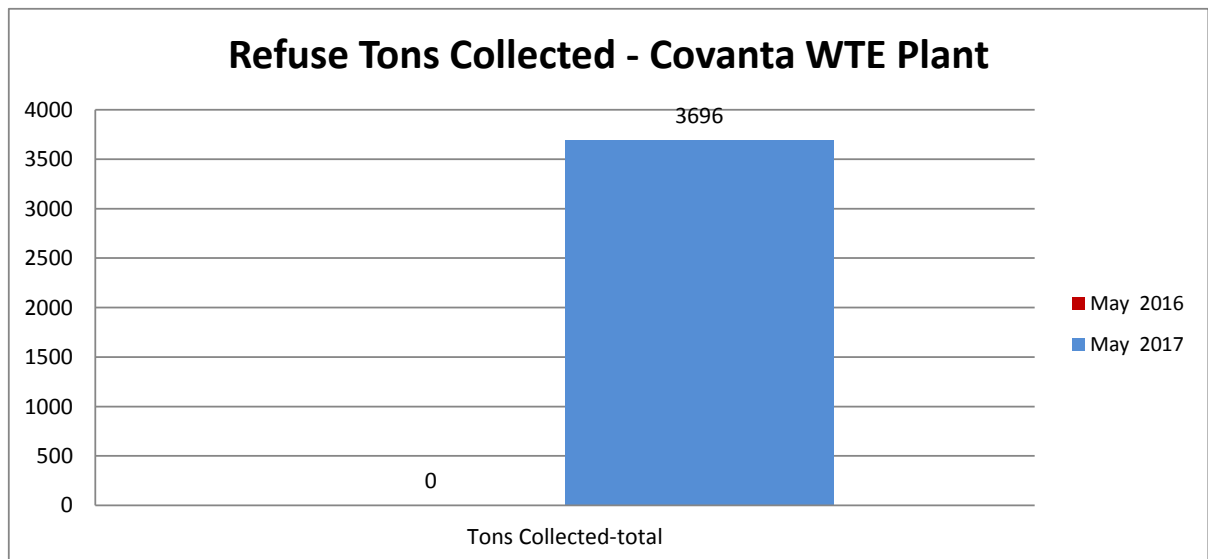
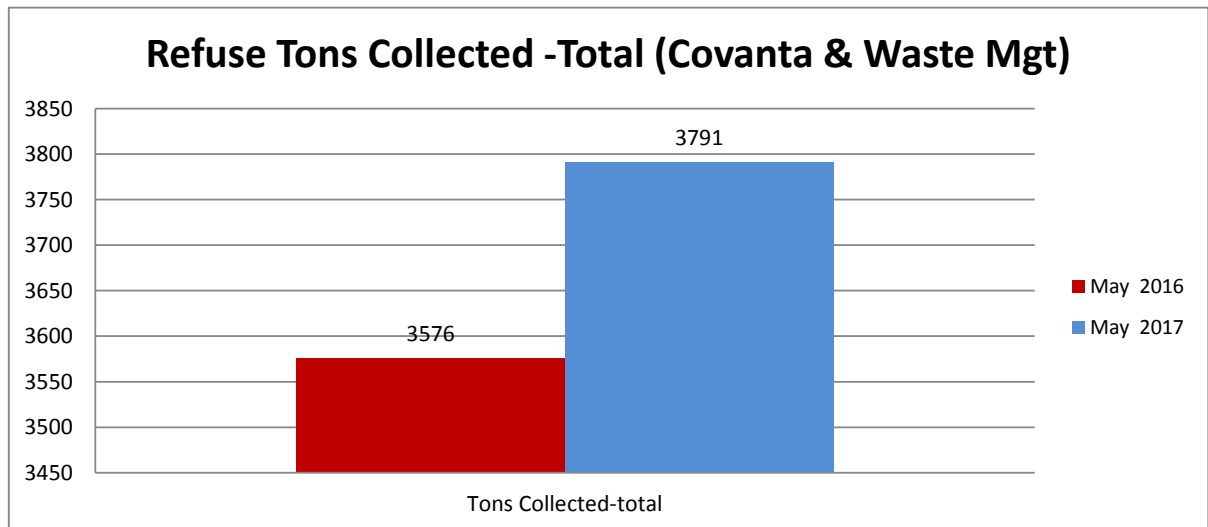
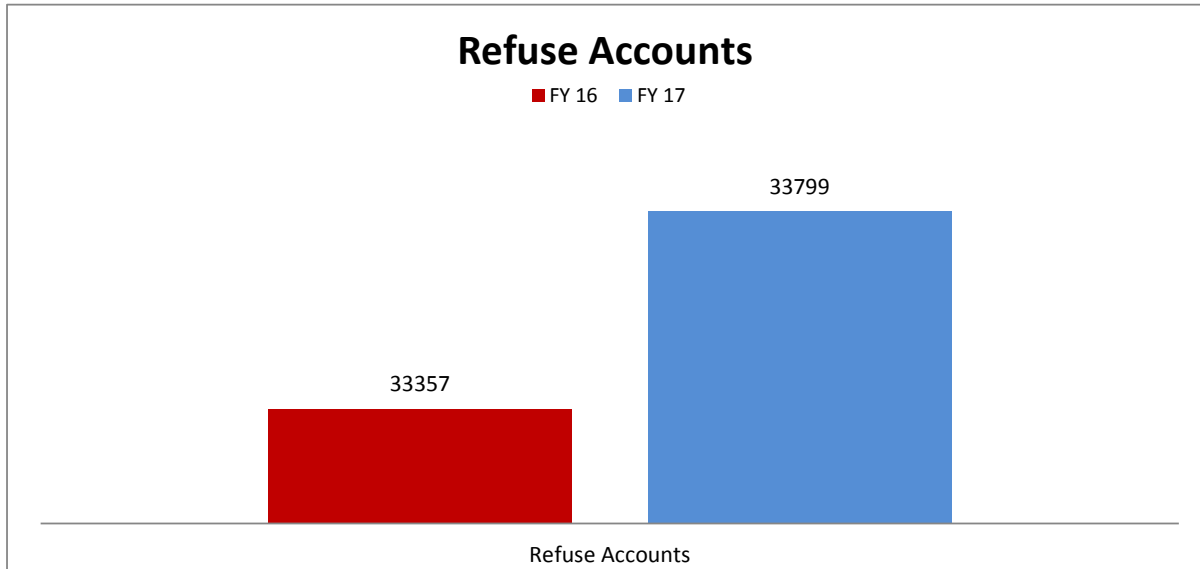
5/01/17 to 5/31/17

Program: FI263L

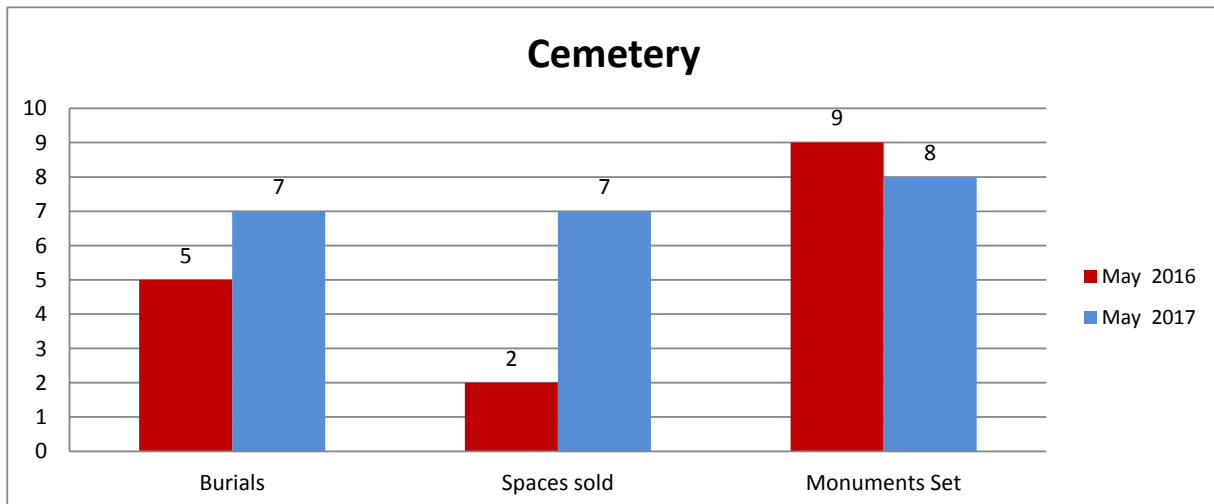
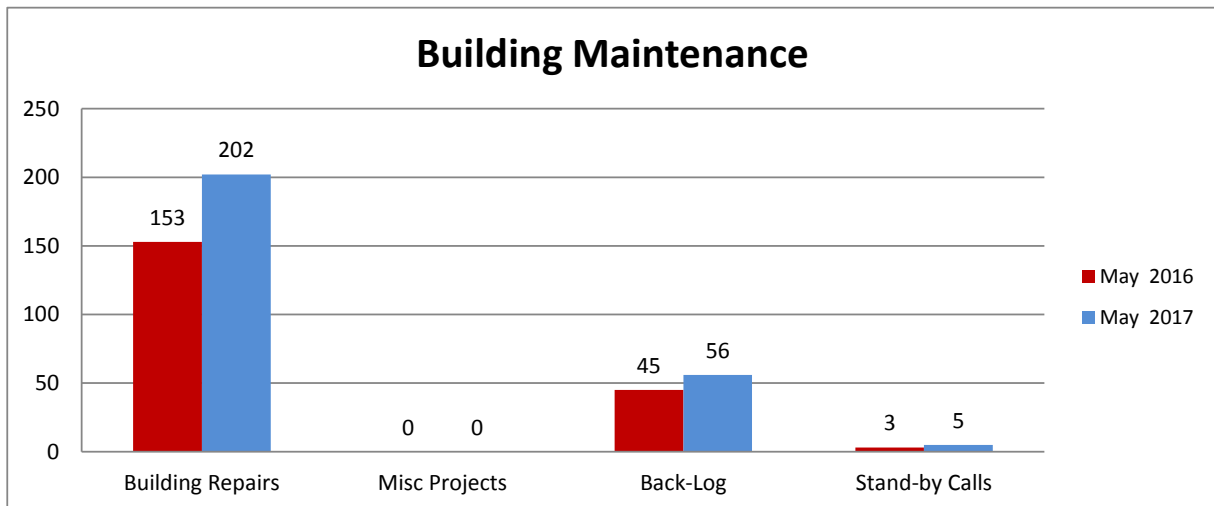
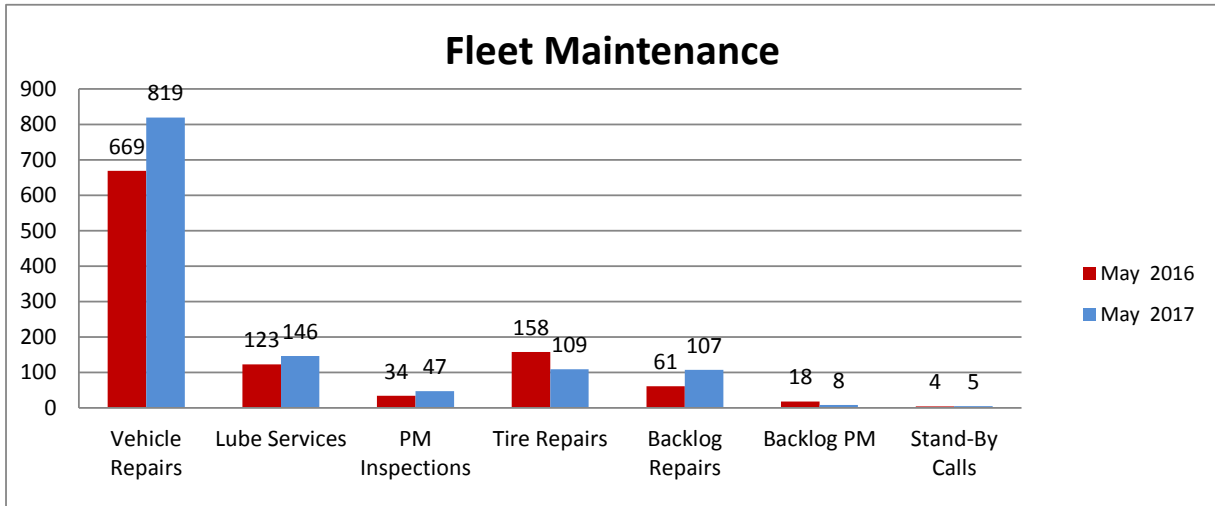
Fire incidents with dollar loss:

			Dollar loss	Dollar value
3113 N IRONWOOD AVE, BROKEN ARROW, OK, 74012				
2017-0004417-000	5/21/17	Passenger vehicle fire	40,001	40,100
<hr/>				
1100 N 9TH ST, BROKEN ARROW, OK, 74012				
2017-0004525-000	5/25/17	Special outside fire, other	2	2
E BROKEN ARROW EXPRESSWAY, BROKEN ARROW, OK, 7401				
		Totals:	149,070	1,204,305

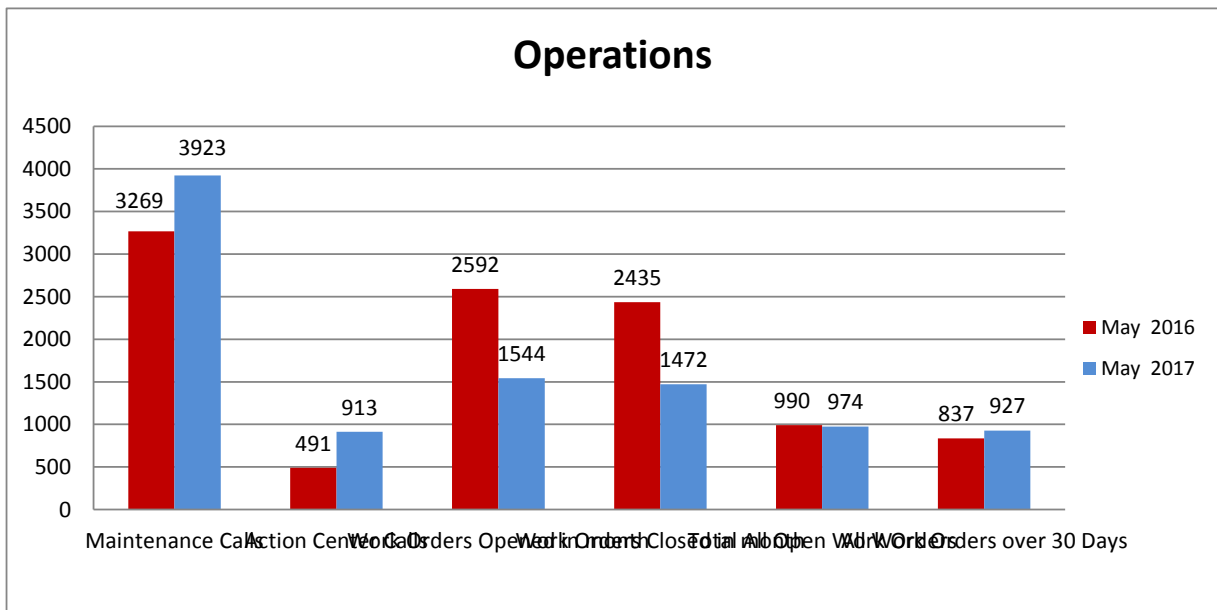
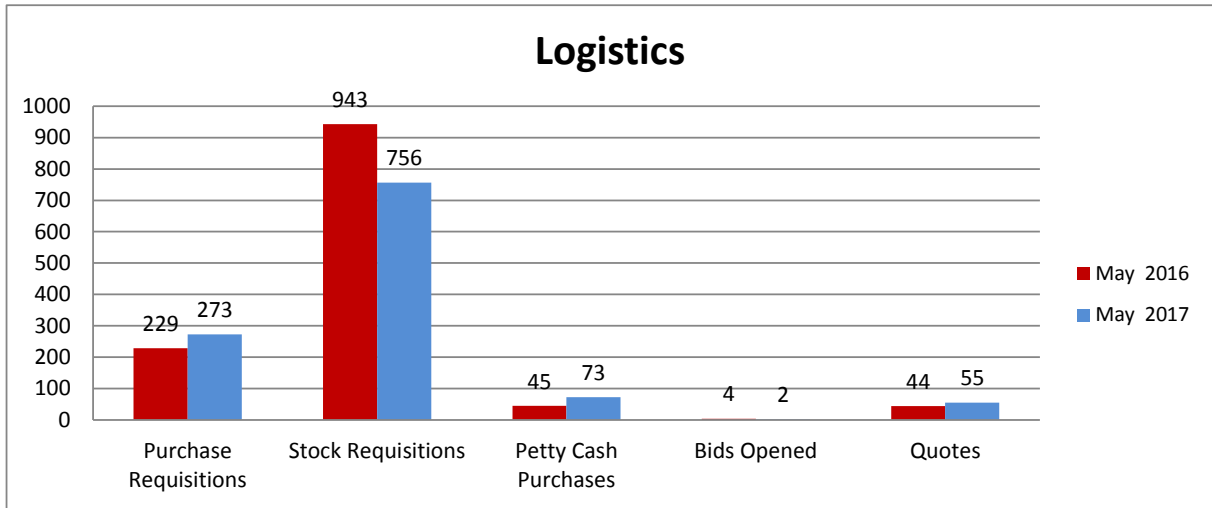
General Services Monthly Report May 2017



General Services Monthly Report May 2017



General Services Monthly Report May 2017



2. GENERAL CORRESPONDENCE / NOTIFICATION



PRESS RELEASE

Contact: Jeremy Moore
Broken Arrow Fire Chief
City of Broken Arrow
Phone: (918) 259-8360

Fire Academy Adds 19 New Firefighters to BAFD *Graduation ceremony this Friday*

Broken Arrow, Okla. (6/22/17) – The Broken Arrow Fire Department (BAFD) will hold a graduation ceremony for 19 new firefighters this Friday, June 23, at 2:00 p.m. at Northeastern State University in Broken Arrow, 3100 E. New Orleans Street.

With the addition of these new firefighters, BAFD has fulfilled a Vision 2025 Renewal campaign promise to hire 20 new firefighters by 2020. Broken Arrow voters in November 2015 agreed to renew the Tulsa County Vision 2025 sales tax and repurpose it to pay for additional police officers, firefighters and local street improvements. Nine new firefighters were hired back in November 2015, and now 19 additional firefighters will join the department.

BAFD's authorized strength is currently at 173.

“We are extremely thankful for back to back FEMA grants, which allowed us to reach our staffing goal in less than two years. The renewal of the vision sales tax allows us to retain firefighters after the grants expire,” said Fire Chief Jeremy Moore. “More importantly, these additional firefighters will help make our community safer everyday by providing more trained personnel on emergency scenes.”

TCC INTERNS ALSO GRADUATE

This graduating class also includes five students from Tulsa Community College (TCC), who took part in the Fire Academy for the first time as part of a partnership between BAFD and TCC. The BAFD-TCC partnership allowed TCC students to intern at BAFD and train side by side with cadets in the Fire Academy.

WHAT: Fire Academy 217 Graduation
WHEN: Friday, June 23
2:00 p.m.
WHERE: NSU Broken Arrow, 3100 E. New Orleans Street

Contact: Krista Flasch
Director of Communications
City of Broken Arrow
Phone: (918) 259-2400, ext. 5309
Mobile: (918) 409-7771

Fireworks Permits Available now through July 3

Must have permit to discharge fireworks within Broken Arrow City limits

Broken Arrow, Okla. (6/20/2017) – Residents of Broken Arrow who would like to legally discharge fireworks in the City limits may do so by purchasing a fireworks permit for \$21. Permits are available for purchase online through July 3. In-person permit purchases must be made before City Hall closes at 5:00 p.m. on Monday, July 3.

Applicants for permits must be 18 years of age to apply for and obtain permits. Permits may be applied for online at www.brokenarrowok.gov/fireworks 24 hours a day, 7 days a week. Permits may also be purchased in person at Broken Arrow City Hall, One Stop Center (north end of City Hall) 220 S. First Street. Permits will not be issued to persons under 18 years of age. It is unlawful to discharge fireworks within City limits without a permit. Certain restrictions apply.

Permits are valid during the hours of 3:00 p.m. – 11:00 p.m. July 3 and 4 only. There are also special notes and comments listed on the printed permit. A printed permit is required on the premises where the fireworks are discharged.

Fireworks debris must be extinguished and disposed of properly, by placing inside trash bags. Large boxes may be placed next to trash bags. Failure to do so may result in fines of \$225.00 plus cost.

Fireworks must be discharged on a noncombustible surface of sufficient size to contain the entire ground portion of the display, not closer than 25 feet to any permanent structure.

For questions regarding the permit, residents can call the One Stop Center at 918-259-2411.

###

http://www.tulsaworld.com/sportsextra/highschools/local-volleyball-club-to-represent-usa-and-broken-arrow-overseas/article_08398e58-a459-532d-a514-70c0c22c9af5.html

Local volleyball club to represent USA and Broken Arrow overseas

By Dekota Gregory Tulsa World Jun 22, 2017

Madison Swift thought she was in trouble when her parents barged into her room.

“My dad, he goes into my room and says, ‘We have something to tell you,’” Swift said. “I thought, ‘Oh, what’d I do. I’m in trouble.’”

Swift prepared for a punishment. Instead of being grounded for a week, Swift was told she would spend that time of her summer in Europe.

“I just said, ‘I don’t believe you,’” Swift recalled.

Swift’s teammates had similar responses of disbelief.

Broken Arrow Volleyball Club, founded and directed by Janet Tyler, will compete in the United World Games on June 23-25 in Austria. The team, which features nine girls from the Tulsa area, will be the only 15-and-under girls club representing the United States in the event. Most teams competing at the United World Games are comprised of athletes from various locations.

“That’s unusual for this type of thing,” Tyler said. “Usually, it’s spread out. Usually, it’s kids from all over and different states. This is the first time that they’ve had an entire club get an entire team together and go over. It’s kind of a big deal at the moment for them.”

The United World Games is an annual international competition that Tyler described as an Olympics for younger competitors. The event features more than 400 teams from more than 40 countries and 11 sports. Every team is guaranteed five games between pool play and bracket play in the volleyball competition. An opening ceremony in the players' village is Friday.

The week starts with sightseeing trips to Germany and Italy before competition starts in Austria that weekend.

"They give the kids an opportunity to be able to experience cultures," Tyler said. "(They're) not just going over and just playing, then coming back. They're going over and taking advantage to learn a little bit."

Each girl was chosen to do more than just play volleyball. Athletes are chosen by Student Athlete World to represent the U.S. based on competitors' performances and characters off the court. While a video of their skills on the court was required during the application process, each participant also had to submit a letter of recommendation to prove they are solid students in the classroom and possess leadership ability.

"These are kids that had to excel," Tyler said. "These weren't kids that were just going to pay the money and go.

"They made sure these are kids that are going to represent USA in a positive light."

To: Michael Spurgeon, City Manager
From: Norm Stephens, Assistant to the City Manager / Economic Development
Coordinator
Date: June 22, 2017
Re: Economic Development Grants

I would like to take this opportunity to update you on recent economic development grant awards.

One of the Broken Arrow Economic Development Corporation's responsibilities is to connect businesses/industry to government grants and programs. Each year, EDC staff (Kinnee) makes around 100 BRE (business retention and expansion) visits to BA manufacturers and similar. During these visits, she routinely assesses opportunities to connect them to grants and other government (primarily state, but also some federal) assistance. If she identifies an opportunity, she connects them with the appropriate agency and facilitates the application process.

Over the past few years, several of Broken Arrow industries have benefited from Oklahoma Center for the Advancement of Science and Technology (OCAST) grants. OCAST is a state funded agency under the Department of Commerce and it has a pool of funds available each year that are used as matching funds to stimulate workforce development and research and development. These are 50/50 matching grants with the business paying half. These create more jobs and new processes and products.

Without the support of Kinnee/EDC and the connection with OCAST, Broken Arrow businesses would not be getting these grants. BAEDC Staff, often go to the universities and find professors to work with them to write grants. Yesterday, it was announced that three (3) BA companies were recipients of grants:

INTEROFFICE MEMO

Total Valve received an Oklahoma Applied Research Support grant in the amount of \$300,000. They match the grant with another \$300,000 to have \$600,000 in product development.

Flight Safety received \$30,000 with which they match \$30,000. This funds two interns at 1000 hours each. This is the second year that Flight Safety has received the matching grant funds

OSECO received \$30,000 with which they match \$30,000. This funds two interns at 1000 hours each. This is OSECO's first grant. OSECO is UK-owned and they are making significant investment in BA.

The past two years, tactical electronics has received \$30,000 for internships (total of \$60,000).

Of note, Dover Artificial Lift was approved to receive a \$300,000 OARS grant like Total Valve. However, due to legislative state funding cuts, there was no money to give them. They have selected BA as their regional HQ (announcement coming soon) in part because of the support we have provided them.

This is great news for our community and I'd like to thank Kinnee and the EDC for their efforts. Please feel free to pass this good news along to the City Council.