

To: Honorable Mayor and City Councilors
From: Michael Spurgeon, City Manager
Date: February 12, 2016
Re: Notes to Council

1. STAFF REPORTS / ITEMS REQUIRING IMMEDIATE ATTENTION

- General Services Department Monthly Report – January 2016
- Fire Department Monthly Report – January 2016

2. GENERAL CORRESPONDENCE / NOTIFICATION

- Press Release – Assistant City Manager of Operations Hired
- Staff Memo - Streets & Stormwater Completion of Work Report
- Press Release – Fire Chief Accepted into Fire Service Executive Development Institute
- Press Release – Announcement of New Economic Development Opportunity in the Rose District

3. SPECIAL EVENTS / ACTIVITIES

- Upcoming Events
- Post-Event Report – Daddy Daughter Dance 2016

Respectfully submitted,



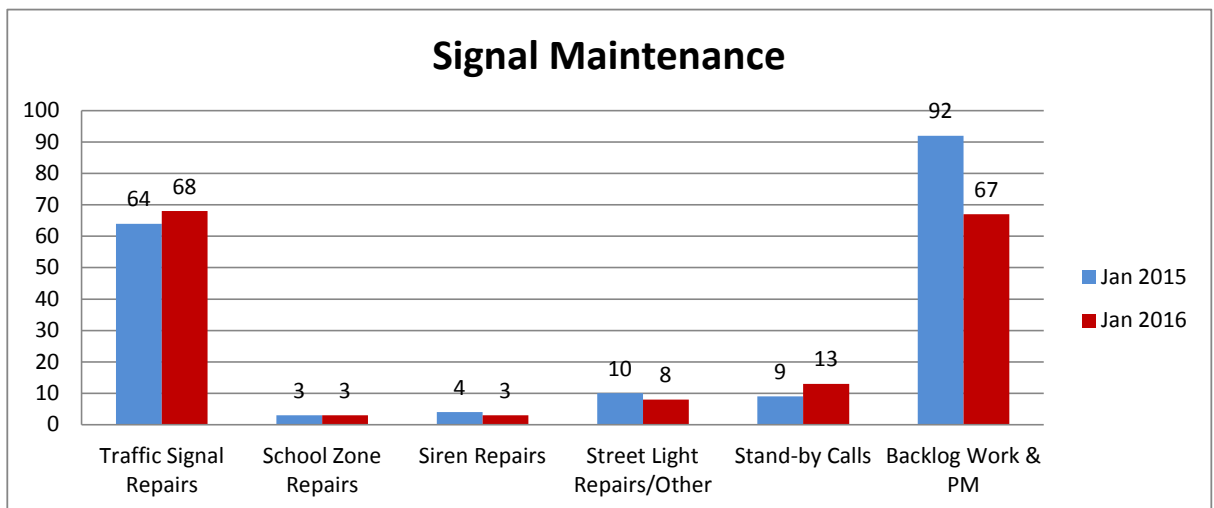
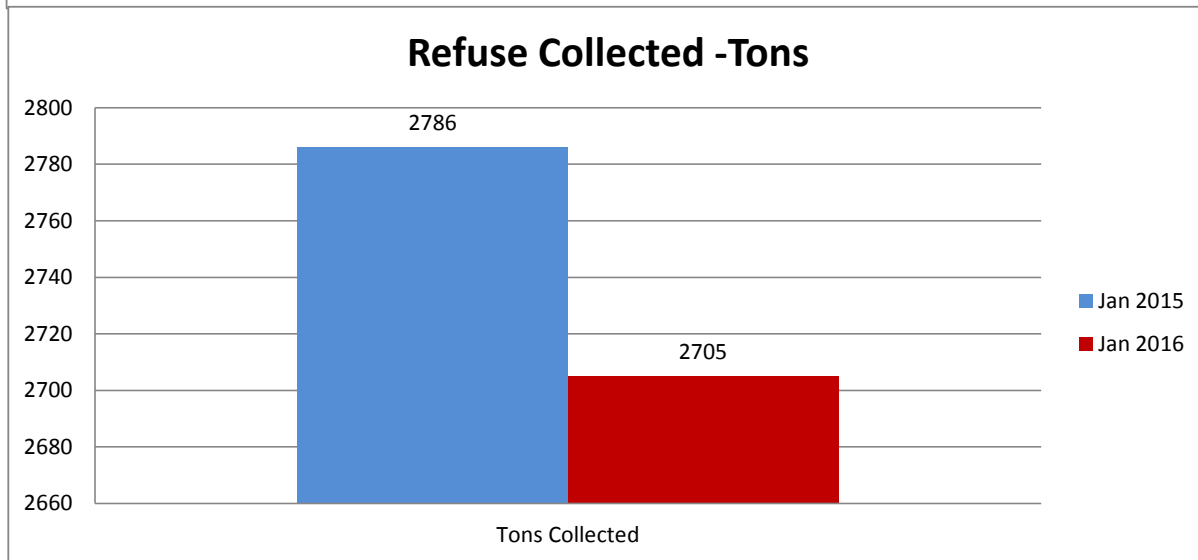
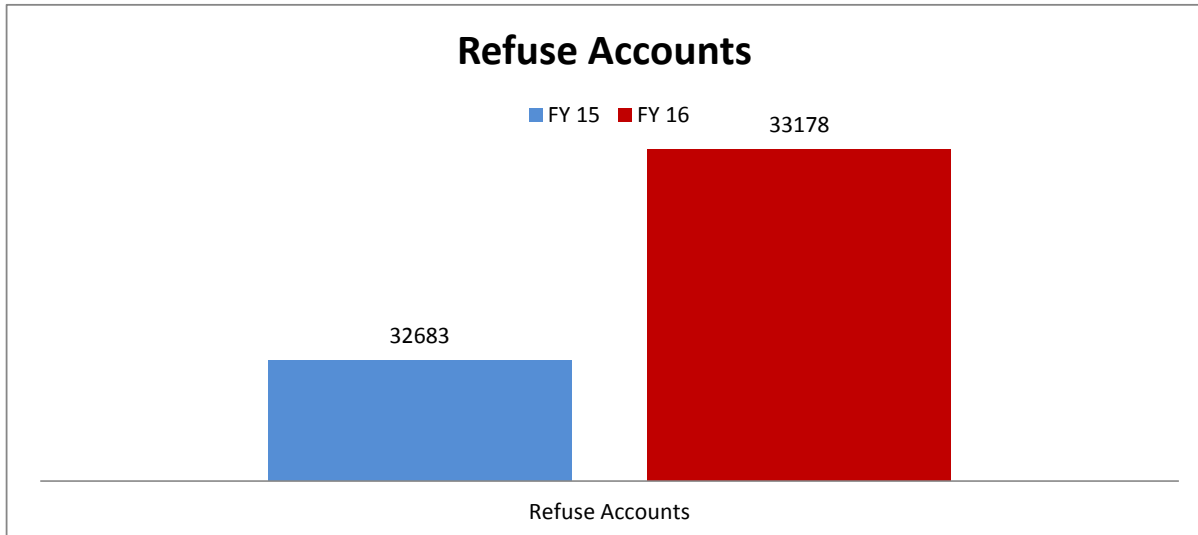
Michael L. Spurgeon

jmh
Attachments

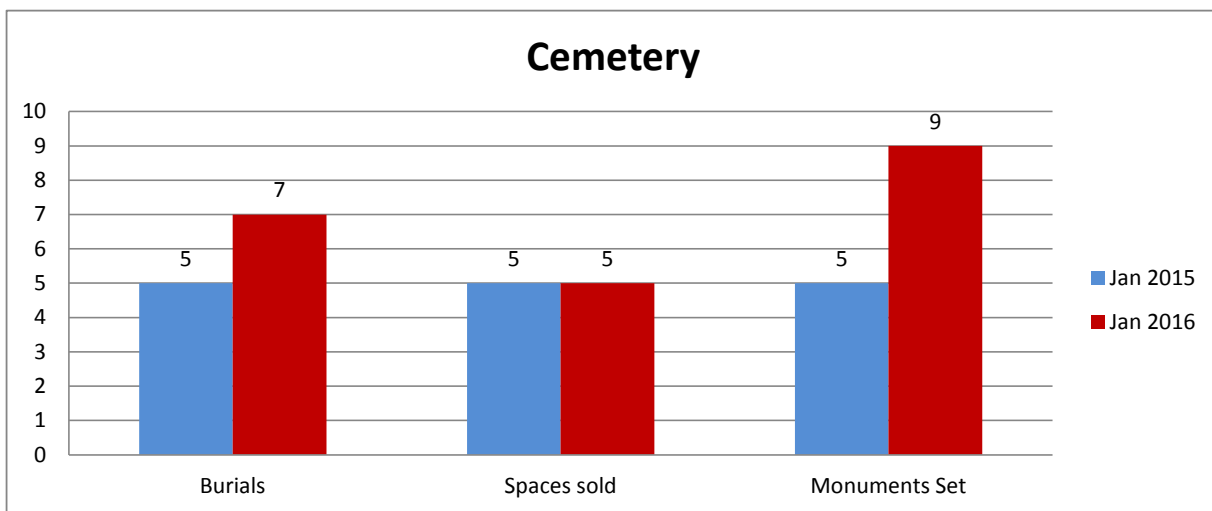
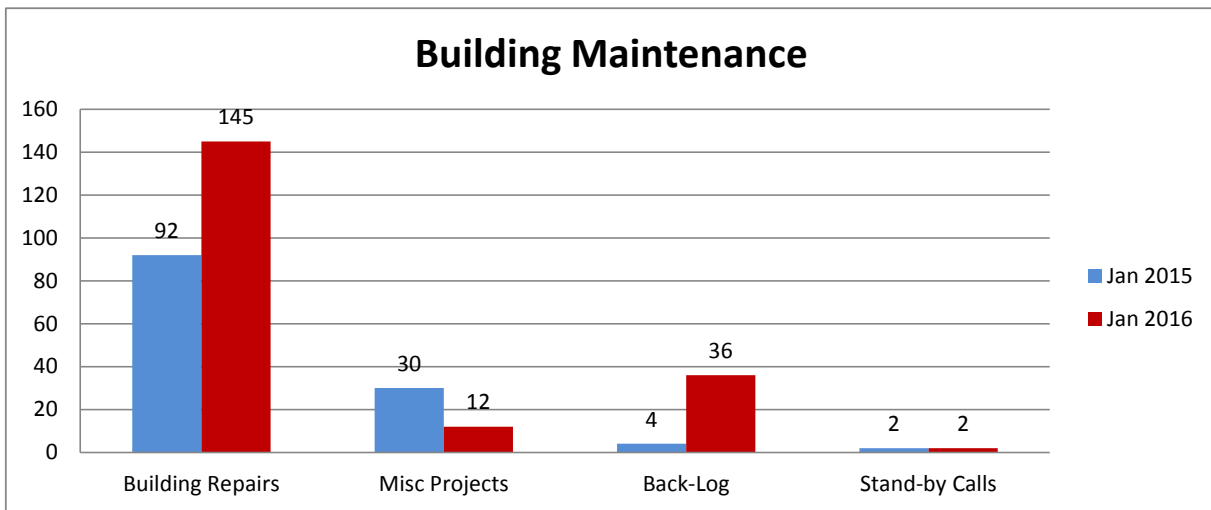
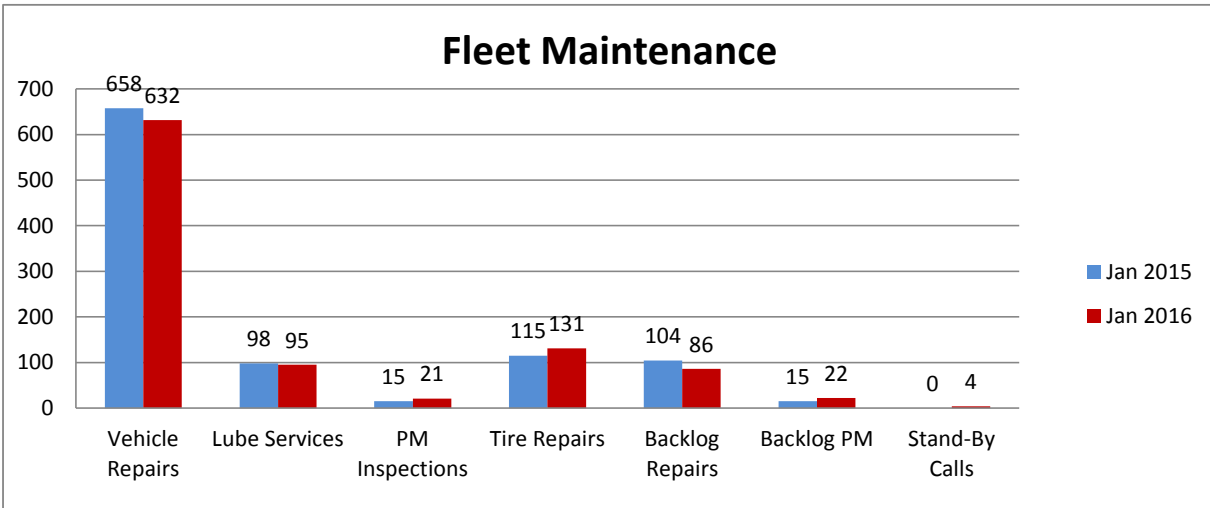
1. STAFF REPORTS / ITEMS REQUIRING IMMEDIATE ATTENTION



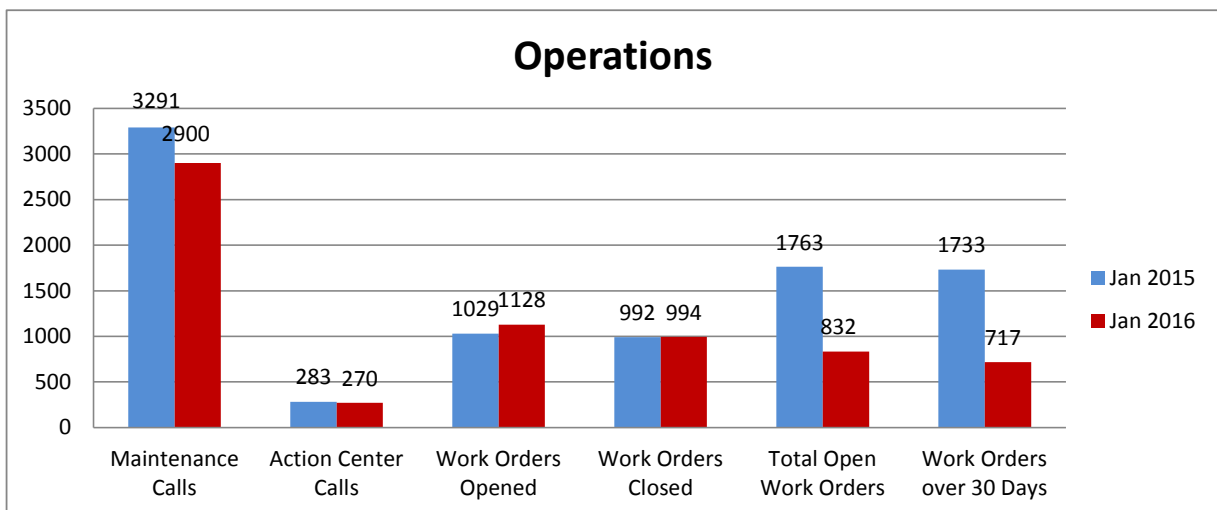
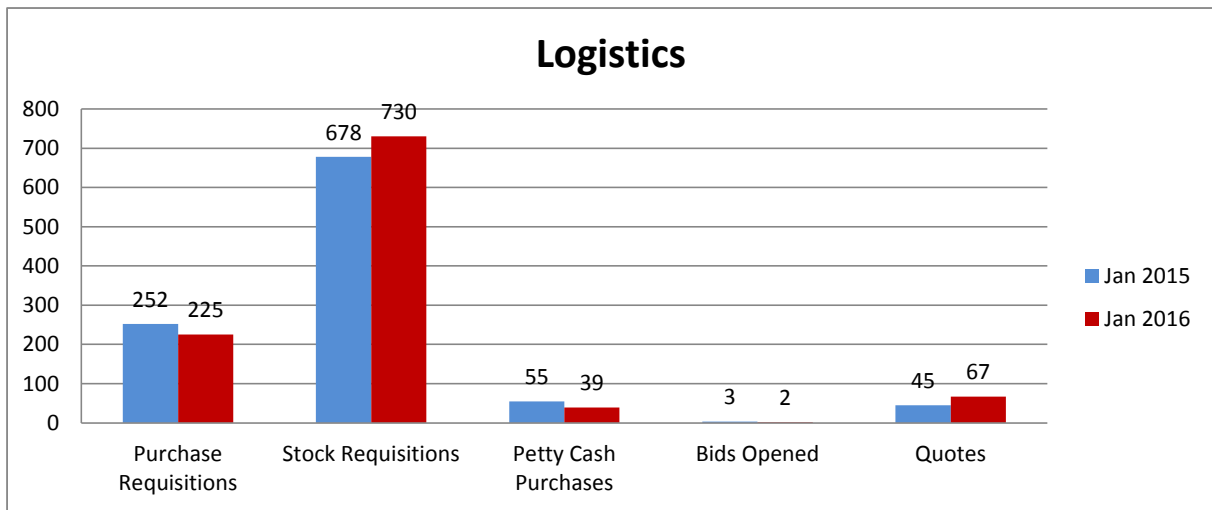
General Services Monthly Report January 2015



General Services Monthly Report January 2015



General Services Monthly Report January 2015



Broken Arrow Fire

Department

To: Michael Spurgeon, City Manager
From: Office of the Fire Chief
Date: February 10, 2016
Re: January 2016 Monthly Report

Please see the attached reports detailing:

EMS Responses
Fire Responses
Fire Prevention Inspections
Fire Investigations
Fire & EMS Overview
Monthly Incident Summary Report



Broken Arrow Fire Department Monthly Report
January 2016

	<u>This Fiscal Year</u>	<u>Last Fiscal Year</u>	<u>Percentage Change</u>
EMS Responses	757	704	8%
Fire Responses	212	270	-21%
Fire Prevention Inspections	44	66	-33%
Fire Investigations	04	10	-60%
Total Training Hours	2,699	1,537	75%



Broken Arrow Fire Department Monthly Report
January 2016

	Station	Assist Other Stations	Assist EMS	
District 1	41	20	91	This Month
	282	123	673	Total Fiscal Year
District 2	49	08	61	This Month
	355	75	593	Total Fiscal Year
District 3	08	11	36	This Month
	142	61	241	Total Fiscal Year
District 4	32	05	59	This Month
	202	55	321	Total Fiscal Year
District 5	43	13	81	This Month
	330	78	605	Total Fiscal Year
District 6	55	08	64	This Month
	267	59	561	Total Fiscal Year
District 7	08	06	43	This Month
	08	06	43	Total Fiscal Year
Total	236	71	435	This Month
	1586	457	3037	Total Fiscal Year
	7.6	2.3	14.0	Total Number Runs per Day



Broken Arrow Fire Department Monthly Report
January 2016

Fire Suppression Average Response Times

	This Month	Same Month Last F/Y	Total This F/Y	Total Last F/Y
Station #1 Eng 1	4:50	4:33	4:33	4:24
Station #2 Eng 2	4:57	4:39	4:48	4:41
Station #3 Eng 3	3:43	5:13	4:08	4:42
Station #4 Eng 4	7:00	5:23	6:28	5:24
Station #5 Eng 5	4:42	3:56	4:28	4:07
Station #6 Eng 6	5:11	4:42	5:10	4:50
Station #7 Eng 7	5:00	0:00	5:00	0:00
Total Average	5:03	4:45	4:55	4:41

BAFD Bench Mark Average Time - 1st in Engine 5:00, 2nd in Engine 7:00

Station #7 was put into service January 19, 2016 with each shift housing a crew of four (4) and an Engine.

EMERGENCY MEDICAL SERVICES

EMS Unit Run Destinations

Saint Francis - Tulsa	145	Hillcrest MC South	67
Saint Francis South	115	Hillcrest MC Tulsa	26
Saint John MC - Tulsa	99	OSU Medical Center	4
Saint John MC -BA	61		



Broken Arrow Fire Department Monthly Report
January 2016

EMS Runs by Type

	This Month	Same Month Last F/Y	Total This F/Y	Total Last F/Y
Numbers of Runs	757	704	4876	4687
Transports	523	514	3382	3340
Persons Treated	549	529	3521	3498
Cancelled En-route	25	27	147	147
EMS Suppression	125	181	891	907

EMS Average Response Times

	This Month	Same Month Last F/Y	Total This F/Y	Total Last F/Y
Station #1 Sq-1	4:10	4:18	4:17	4:12
Station #2 Sq-2	4:24	4:06	4:37	4:22
Station #3 Sq-3	4:18	4:49	4:28	4:29
Station #4 Sq-4	5:58	4:56	5:29	5:05
Station #5 Sq-5	4:18	3:44	4:13	3:49
Station #6 Sq-6	4:39	4:19	4:38	4:24
Total Average	4:38	4:22	4:37	4:22

BAFD Bench Mark Average Time 5:00

General information:

Total number of calls	Fire - 212	EMS - 692	Exposures - 0	Unknown - 0	All - 904
Average calls per day	Fire - 6.83	EMS - 22.32	All - 29.16		
Total number of arson calls	0				
Estimated dollar loss	Fire - 3,173,283	Other - 0	All - 3,173,283	Arson - 0	
Estimated value	Fire - 5,804,463	Other - 0	All - 5,804,463	Arson - 0	
Percentage saved	Fire - 45.33%	Other - .00%	All - 45.33%	Arson - .00%	
Total injuries	Fire service - 0	Civilian fire - 0	EMS - 0	Arson - 0	
Total fatalities	Fire service - 0	Civilian fire - 0		Arson - 0	
Total apparatus responses	Emergency - 1,628	Non-emergency - 230	All - 1,858		
Average responses per day	Emergency - 52.51	Non-emergency - 7.41	All - 59.93		
Average apparatus per call	Fire - 2.66	EMS - 1.86	All - 2.05		
Average turnout time	Emergency - 0:00:56	Non-emergency - 0:00:52	All - 0:00:56		
Average response time	Emergency - 0:05:36	Non-emergency - 0:05:16	All - 0:05:34		
Average contain time	Emergency - 0:30:45	Non-emergency - 0:00:00	All - 0:30:45		
Average total time	Emergency - 1:05:55	Non-emergency - 0:24:07	All - 1:01:06		
Total man hours	Fire - 664	EMS - 2,261	All - 2,925		
Average personnel per call	Fire - 6.20	EMS - 4.54	All - 4.93		
Total aid given calls	1				
Total aid received calls	0				

Total calls by incident type:

	Count	Aid given	Aid received	Exposures
100 Fire, other	1	0	0	0
111 Building fire	6	0	0	0
112 Fires in structure other than in a building	1	0	0	0
113 Cooking fire, confined to container	3	0	0	0
114 Chimney or flue fire, confined to chimney or flue	2	0	0	0
131 Passenger vehicle fire	1	0	0	0
132 Road freight or transport vehicle fire	1	0	0	0
142 Brush or brush-and-grass mixture fire	3	0	0	0
143 Grass fire	11	0	0	0
151 Outside rubbish, trash or waste fire	2	0	0	0
154 Dumpster or other outside trash receptacle fire	1	0	0	0
251 Excessive heat, scorch burns with no ignition	1	0	0	0
300 Rescue, EMS incident, other	1	0	0	0
311 Medical assist, assist EMS crew	3	0	0	0
321 EMS call, excluding vehicle accident with injury	650	0	0	0
3211 EMS call, Possible Non Emergency Transfer	3	0	0	0
322 Vehicle accident with injuries	18	0	0	0
324 Motor vehicle accident with no injuries	12	0	0	0
331 Lock-in (if lock out, use 511)	4	0	0	0
357 Extrication of victim(s) from machinery	1	0	0	0
411 Gasoline or other flammable liquid spill	1	0	0	0
412 Gas leak (natural gas or LPG)	10	0	0	0
413 Oil or other combustible liquid spill	1	0	0	0
424 Carbon monoxide incident	1	0	0	0
440 Electrical wiring/equipment problem, other	4	0	0	0
442 Overheated motor	1	0	0	0
445 Arcing, shorted electrical equipment	2	0	0	0
451 Biological hazard, confirmed or suspected	1	0	0	0
510 Person in distress, other	4	0	0	0
511 Lock-out	2	0	0	0

Prepared: 2/08/16, 16:42:33

1/01/16 to 1/31/16

Program: FI263L

Total calls by incident type:		Count	Aid given	Aid received	Exposures
520	Water problem, other	1	0	0	0
531	Smoke or odor removal	7	0	0	0
550	Public service assistance, other	5	0	0	0
551	Assist police or other governmental agency	4	0	0	0
553	Public service	6	0	0	0
554	Assist invalid	30	0	0	0
561	Unauthorized burning	4	0	0	0
571	Cover assignment, standby, moveup	1	0	0	0
600	Good intent call, other	4	0	0	0
611	Dispatched & canceled en route	28	0	0	0
6111	Dispatched & canceled en route-EMS	17	0	0	0
621	Wrong location	1	0	0	0
622	No incident found on arrival at dispatch address	8	1	0	0
631	Authorized controlled burning	1	0	0	0
650	Steam, other gas mistaken for smoke, other	1	0	0	0
651	Smoke scare, odor of smoke	2	0	0	0
652	Steam, vapor, fog or dust thought to be smoke	1	0	0	0
671	HazMat release investigation w/no HazMat	3	0	0	0
700	False alarm or false call, other	6	0	0	0
730	System malfunction, other	1	0	0	0
733	Smoke detector activation due to malfunction	2	0	0	0
734	Heat detector activation due to malfunction	1	0	0	0
735	Alarm system sounded due to malfunction	5	0	0	0
736	CO detector activation due to malfunction	2	0	0	0
743	Smoke detector activation, no fire - unintentional	6	0	0	0
745	Alarm system activation, no fire - unintentional	4	0	0	0
911	Citizen complaint	1	0	0	0

Totals calls by property use:		Count	Arson	Aid given
NNN	None	11	0	
UUU	Undetermined	4	0	
000	Property use, other	3	0	
110	Fixed-use recreation places, other	3	0	
116	Swimming facility: indoor or outdoor	1	0	
121	Ballroom, gymnasium	1	0	
129	Amusement center: indoor/outdoor	1	0	
131	Church, mosque, synagogue, temple, chapel	9	0	
141	Athletic/health club	3	0	
150	Public or government, other	4	0	
161	Restaurant or cafeteria	3	0	
162	Bar or nightclub	1	0	
183	Movie theater	3	0	
210	Schools, non-adult, other	2	0	
215	High school/junior high school/middle school	2	0	
241	Adult education center, college classroom	2	0	
254	Day care, in commercial property	2	0	
300	Health care, detention, & correction, other	1	0	
311	24-hour care Nursing homes, 4 or more persons	78	0	
321	Mental retardation/development disability facility	3	0	
331	Hospital - medical or psychiatric	22	0	
340	Clinics, doctors offices, hemodialysis cntr, other	33	0	

Prepared: 2/08/16, 16:42:33

1/01/16 to 1/31/16

Program: FI263L

Totals calls by property use:		Count	Arson	Aid given
361	Jail, prison (not juvenile)	2	0	
400	Residential, other	5	0	
419	1 or 2 family dwelling	514	0	
429	Multifamily dwelling	52	0	
439	Boarding/rooming house, residential hotels	3	0	
449	Hotel/motel, commercial	4	0	
459	Residential board and care	2	0	
460	Dormitory-type residence, other	3	0	
500	Mercantile, business, other	7	0	
511	Convenience store	3	0	
519	Food and beverage sales, grocery store	8	0	
549	Specialty shop	2	0	
557	Personal service, including barber & beauty shops	1	0	
559	Recreational, hobby, home repair sales, pet store	3	0	
569	Professional supplies, services	2	0	
580	General retail, other	2	0	
581	Department or discount store	1	0	
592	Bank	2	0	
599	Business office	2	0	
700	Manufacturing, processing	1	0	
800	Storage, other	1	0	
888	Fire station	1	0	
900	Outside or special property, other	1	0	
931	Open land or field	5	0	
936	Vacant lot	2	0	
938	Graded and cared-for plots of land	5	0	
960	Street, other	39	0	
961	Highway or divided highway	10	0	
962	Residential street, road or residential driveway	8	0	
963	Street or road in commercial area	13	0	
965	Vehicle parking area	7	0	
983	Pipeline, power line or other utility right-of-way	1	0	

Total calls by district:		Count	Arson
001	District One	174	0
002	District Two	179	0
003	District Three	51	0
004	District Four	103	0
005	District Five	169	0
006	DISTRICT SIX	176	0
007	District Seven	46	0
010	Outside City Area	6	0

Total calls by station:		Count	Aid given
001	Station #1	192	0
002	Station #2	170	0
003	Station #3	77	0
004	Station #4	105	0
005	Station #5	185	1
006	Station #6	169	0
007	Fire Prevention	4	0

Prepared: 2/08/16, 16:42:33

1/01/16 to 1/31/16

Program: FI263L

Total calls by station:		Count	Aid given
777 Station #7		2	0

Total calls by shift:		Count
001 A Platoon		304
002 B Platoon		282
003 C Platoon		318

Total calls by action taken:		Count
00 Action taken, other		28
10 Fire control or extinguishment, other		2
11 Extinguishment by fire service personnel		20
12 Salvage & overhaul		1
23 Extricate, disentangle		1
30 Emergency medical services, other		15
31 Provide first aid & check for injuries		49
32 Provide basic life support (BLS)		47
33 Provide advanced life support (ALS)		562
45 Remove hazard		4
51 Ventilate		2
60 Systems and services, other		1
70 Assistance, other		7
71 Assist physically disabled		30
73 Provide manpower		9
75 Provide equipment		2
81 Incident command		20
86 Investigate		49
87 Investigate fire out on arrival		8
92 Standby		2
93 Cancelled en route		45

Apparatus totals:

Apparatus	Emergency responses	Average per day	Non-emergency responses	Average per day	Total responses	Average per day	Average turnout	Average response
BT1	12	.38	1	.03	13	.41	0:01:09	0:04:37
BT2	4	.12	0	.00	4	.12	0:01:45	0:05:44
BT3	2	.06	0	.00	2	.06	0:00:30	0:06:33
BT4	11	.35	1	.03	12	.38	0:01:09	0:07:03
BT5	6	.19	2	.06	8	.25	0:01:19	0:08:56
BT6	4	.12	0	.00	4	.12	0:01:42	0:00:00
E1	135	4.35	20	.64	155	5.00	0:00:58	0:05:20
E2	88	2.83	6	.19	94	3.03	0:00:52	0:05:32
E3	49	1.58	5	.16	54	1.74	0:00:51	0:05:21
E4	84	2.70	10	.32	94	3.03	0:01:11	0:07:46
E5	115	3.70	22	.70	137	4.41	0:01:06	0:05:26
E6	82	2.64	22	.70	104	3.35	0:01:09	0:05:55
E7	55	1.77	8	.25	63	2.03	0:00:48	0:05:04
FD112	1	.03	0	.00	1	.03	0:31:41	0:46:18
FD211	14	.45	1	.03	15	.48	0:01:13	0:10:04
FD212	31	1.00	1	.03	32	1.03	0:00:47	0:08:26
FD311	1	.03	2	.06	3	.09	0:00:19	0:02:59
FD312	7	.22	1	.03	8	.25	0:03:11	0:17:14

Apparatus totals:

Apparatus	Emergency responses	Average per day	Non-emergency responses	Average per day	Total responses	Average per day	Average turnout	Average response
FD313	3	.09	0	.00	3	.09	0:00:03	0:35:39
FD414	0	.00	1	.03	1	.03	0:00:00	0:00:00
LAD1	11	.35	8	.25	19	.61	0:01:40	0:07:04
LAD2	38	1.22	2	.06	40	1.29	0:00:55	0:05:43
LAD6	46	1.48	4	.12	50	1.61	0:01:02	0:06:41
RES1	22	.70	3	.09	25	.80	0:01:01	0:08:01
SQD1	167	5.38	25	.80	192	6.19	0:01:14	0:06:12
SQD2	159	5.12	18	.58	177	5.70	0:00:57	0:05:59
SQD3	93	3.00	6	.19	99	3.19	0:00:55	0:06:08
SQD4	92	2.96	16	.51	108	3.48	0:01:17	0:07:38
SQD5	155	5.00	21	.67	176	5.67	0:01:04	0:05:45
SQD6	141	4.54	24	.77	165	5.32	0:01:17	0:06:04

Fire incidents with dollar loss:

Incident ID	Date	Description	Dollar loss	Dollar value
2016-0000044-000	1/02/16	Grass fire 300 E WASHINGTON ST, BROKEN ARROW, OK, 74012	110	1,000
2016-0000053-000	1/02/16	Building fire 2004 W AUSTIN ST, BROKEN ARROW, OK, 74011	115,000	400,000
2016-0000128-000	1/04/16	Fires in structure other than in a building 20533 E 45TH ST, WAGONER COUNTY, OK, 74014	3,000	205,000
2016-0000321-000	1/11/16	Grass fire 1800 W HIGHWAY 51 EB, BROKEN ARROW, OK, 74012	2	2
2016-0000361-000	1/12/16	Building fire 1217 N 31ST ST, BROKEN ARROW, OK, 74014	5,500	5,500
2016-0000433-000	1/15/16	Grass fire 22431 E 71ST ST, BROKEN ARROW, OK, 74014	2	2
2016-0000521-000	1/18/16	Cooking fire, confined to container 20504 E 34TH PL, WAGONER COUNTY, OK, 74014	900	900
2016-0000531-000	1/18/16	Outside rubbish, trash or waste fire 39000 E 71ST ST, WAGONER COUNTY, OK, 74014	2	15,050
2016-0000563-000	1/20/16	Building fire 2401 W OMAHA ST, BROKEN ARROW, OK, 74012	1,501,500	1,515,000
2016-0000579-000	1/20/16	Passenger vehicle fire 1101 W HOUSTON ST, BROKEN ARROW, OK, 74012	4,000	4,000
2016-0000590-000	1/20/16	Building fire 2401 W OMAHA ST, BROKEN ARROW, OK, 74012	1,525,000	1,525,000
2016-0000648-000	1/22/16	Outside rubbish, trash or waste fire 3505 E TRENTON ST, BROKEN ARROW, OK, 74012	2	2
2016-0000662-000	1/23/16	Chimney or flue fire, confined to chimney or flue 21508 E 35TH ST, BROKEN ARROW, OK, 74014	2	2
2016-0000692-000	1/24/16	Grass fire 9575 S 259TH AVE, WAGONER COUNTY, OK, 74014	20	152,500
2016-0000697-000	1/24/16	Building fire 25462 E 92ND CT S, WAGONER COUNTY, OK, 74014	14,000	225,000
2016-0000714-000	1/24/16	Cooking fire, confined to container 5 ST ANDREWS CIR, BROKEN ARROW, OK, 74011	1,000	450,000
2016-0000810-000	1/28/16	Brush or brush-and-grass mixture fire 6700 S 241ST AVE, BROKEN ARROW, OK, 74014	2	550,000
2016-0000813-000	1/28/16	Brush or brush-and-grass mixture fire	2	100,001

Prepared: 2/08/16, 16:42:33

1/01/16 to 1/31/16

Program: FI263L

Fire incidents with dollar loss:			Dollar loss	Dollar value
INTR 305TH & E 51ST ST				
2016-0000831-000	1/29/16	Grass fire	2	2
1025 W KENOSHA ST, BROKEN ARROW, OK, 74012				
2016-0000842-000	1/29/16	Grass fire	2	5,500
INTR ORLANDO & S ASTER AVE				
2016-0000844-000	1/29/16	Dumpster or other outside trash receptacle fire	2	2
1913 W TACOMA ST, BROKEN ARROW, OK, 74012				
2016-0000863-000	1/30/16	Grass fire	2	150,000
INTR KENOSHA & N 23RD ST				
2016-0000866-000	1/30/16	Road freight or transport vehicle fire	3,200	80,000
INTR NEW ORLEANS & S ELM PL				
2016-0000869-000	1/30/16	Grass fire	20	210,000
5605 S 257TH AVE, WAGONER COUNTY, OK, 74014				
2016-0000871-000	1/30/16	Grass fire	11	210,000
5991 S 286TH AVE, WAGONER COUNTY, OK, 74014				
Totals:			25 incidents	3,173,283
				5,804,463

2. GENERAL CORRESPONDENCE / NOTIFICATION



Contact: Krista Flasch
Director of Communications
City of Broken Arrow
Phone: (918) 259-2400, ext. 5309
Mobile: (918) 409-7771
Fax: (918) 259-8226

City of Broken Arrow Names Assistant City Manager of Operations

Broken Arrow, Okla. (2/2/2016) – Kenneth Schwab, a native of Broken Arrow, has been hired as the Assistant City Manager of Operations. Schwab will oversee the operations division of the organization, which includes the following departments: Development Services, Engineering and Construction, Streets and Stormwater, Parks and Recreation, and Utilities. He starts work on February 29.

“I am very excited to return to the City of Broken Arrow as Assistant City Manager over the operations group, which has a tremendous staff with exceptional skills and abilities,” said Schwab. “Mr. Spurgeon has a great vision for our community. Working with him and his leadership team, there’s no limit to how successful Broken Arrow and its citizens will be.”

Schwab, who has over 25 years of engineering experience, previously served as Broken Arrow’s Director of Engineering and Construction from 2008 to 2014. He oversaw the design and construction of Rose District renovation projects, including the Historical and Military History Museums, and multiple infrastructure improvements. Most recently, Schwab worked with Cowan Group Engineering on City of Broken Arrow projects, such as downtown street improvements and construction related to the new conference center.

“We conducted a nationwide search for this key leadership position and had several outstanding candidates, but sometimes the best people are found right in your own backyard,” said City Manager Michael Spurgeon. “The City is the real winner here! Mr. Schwab’s professional knowledge, previous experience with City operations and capital improvement programs, coupled with his great communication skills will help him make an immediate impact in his new role. I am definitely honored that he’ll be joining Broken Arrow’s leadership team later this month.”

###



To: Jennifer Hooks
From: Gwen Hicks
Subject: Street and Storm Water Completion of Work
Date: February 12, 2016

Please include these items in your notes to council for the next meeting:

An advanced assessment of street conditions is now underway in the City of Broken Arrow, as part of an effort to develop a multi-year road repair plan for the community. This survey will give us an accurate depiction of the condition of our entire road system. Not only will the final report be useful in maintaining the current status, but it will also allow us to devise a plan of action to improve overall road conditions. Infrastructure Management Services (IMS) is using a combination of lasers and digital cameras to capture the condition of streets. In total 622 miles will be surveyed. That information is being used to conduct a pavement condition analysis, which examines predicted changes in pavement condition over time. Current conditions are compared with future conditions so the effects of maintenance activities can be evaluated.

Upon completion of the survey, IMS will provide a database including sign inventory and condition, pavement condition, pavement analysis, and a comprehensive 5-year street improvement plan. Funding for the Pavement Management System is provided from the Sales Tax Capital Improvement account in the amount of \$292,199.

Pavement condition analysis is a common practice used to manage road maintenance planning throughout Oklahoma and the United States. Some cities that IMS has worked with include Bartlesville, Edmond, McAlester, Norman, and Stillwater.

PRESS RELEASE

Contact: Krista Flasch
Director of Communications
City of Broken Arrow
Phone: (918) 259-2400, ext. 5309
Mobile: (918) 409-7771

BA Fire Chief Accepted into Fire Service Executive Development Institute

Broken Arrow, Okla. (2/4/2016) – The International Association of Fire Chiefs (IAFC) announces that Broken Arrow Fire Chief Jeremy Moore has been accepted into the Fire Service Executive Development Institute (FSEDI). Chief Moore competed with new fire chiefs and chief officers from across the country to become a member of the 2016 cohort program. Chief Moore has also been awarded a scholarship which covers all expenses for attending the program.

The Fire Service Executive Development Institute is a year-long leadership development program created and implemented by the IAFC to provide new and aspiring chiefs with the tools they need to have successful and productive tenures.

“We are very excited and appreciative that Chief Moore was selected for this highly prestigious national leadership program,” said City Manager Michael Spurgeon. “Jeremy is a rising star in the tremendously challenging and important business of fire and emergency service delivery, and this selection is a great testament to the leadership of the department and Chief Moore. This is an accomplishment of which the Broken Arrow community and organization can be proud.”

Moore, who has been in the fire service for nearly 20 years, became Broken Arrow’s Fire Chief in December 2014. Chief Moore holds a Bachelor of Arts degree in Fire Service Management and a Master’s degree in Public Administration from the University of Oklahoma. In 2009, he completed the National Fire Academy’s four year Executive Fire Officer Program. In 2011, he attained the Chief Fire Officer (CFO) designation from the Centers for Public Safety Excellence and serves as one of four designated CFO in the State of Oklahoma. Chief Moore is a member of the International Association of Fire Chiefs, where he previously served on the Human Relations committee. He is also a member of the Oklahoma Fire Chief’s Association and Green Country Chiefs Association.

###

Contact: Krista Flasch
Director of Communications
City of Broken Arrow
Phone: (918) 259-2400, ext. 5309
Mobile: (918) 409-7771
Fax: (918) 259-8226

Proposals for Mixed-Use Development Sought in the Rose District

Broken Arrow, Okla. (2/11/2016) – The City of Broken Arrow on Friday will make an announcement about the purchase of a former church building and surrounding property located in the historic Rose District. Later this spring, efforts will begin to remove what has been an eyesore on Main Street for the last decade.

“First, we are happy to improve the visibility of the district. Long term, our plan is to turn an old, dilapidated City block into an attractive opportunity that the private sector will want to invest in,” said City Manager Michael Spurgeon. “The City of Broken Arrow has seen an explosion of economic growth here in the Rose District, with the opening of new stores, restaurants and office space, and we want that momentum to continue.”

City leaders, members of the Economic Development Corporation and the business community will speak at a press conference this Friday at 1:00 p.m. to share more details of this new economic development plan.

WHAT: Announcement of New Economic Development Opportunity in the Rose District
WHEN: Friday, February 12
1:00 p.m.
WHERE: 305 N. Main Street (E. Elgin & N. Main)

###

3. SPECIAL EVENTS / ACTIVITIES



To: Jennifer Hooks, Executive Assistant to the City Manager
From: Vaunda Olivera, Events Coordinator
CC: Scott Esmond, Russell Gale
Date: February 9th, 2016
Re: Notes to Council

EVENTS

BA 5K Event is scheduled for February 20th, 2016 at the Events Park/NSU area. Runners will begin the race on University Drive north of the Northeastern State University campus, head south on university drive to New Orleans, head east on New Orleans to the main park entrance to the Events Park. They will circle around the paved area on the west side of the park and continue out of the park back west on New Orleans then north on University Drive to the finish line at Northeastern State University. Road closure will be intermittent along New Orleans.

ShamRock On March 12th, The Rose District will be the location for ShamROCK the Rose Festival. Planned for the event is live music, local artists, arts and crafts, a kid's zone with lots of fun activities for all. The event begins at 4:00 p.m. and ends around 11:00 p.m. The schedule for bands is still in planning but they have confirmed Dressed to Kill (KISS tribute band) again this year. Special event notification signs will be placed along Main Street prior to the event advising of the event date and time. The site plan is still being reviewed and further details will be forthcoming.

New Event ** Chisolm Disc Golf Takeover A new event is in the planning stages for March 12th at the Events Park. Event organizers are planning on setting up a temporary course along the west and east sides of the lake. They are very excited to bring the even to Broken Arrow as this will be a new challenging course that has not been played before. It is sure to bring out the best players in the area. The event is scheduled to start at 8:00 a.m. and conclude around 6:00 p.m. They are expecting for this first event approximately 100 participants. No road closures will be required for this event.

SPECIAL EVENTS COMMITTEE (SEC) Due to the increase in applications for special events, the SEC will be meeting twice monthly to allow for sufficient time to discuss events.

January 21st The SEC met on Jan 21st, at the Public Safety Complex. Members reviewed ten new applications, final review on seven applications, final planning on one event, and follow up review on one event. We reviewed final comments on the Resource Guide, including the request to increase the application time from 60 days before an event to 90 days. This would allow additional time for any requests that would need to go before City Council or Convention and Visitors Bureau for consideration. We also are requesting that the references to required signatures on the applications be removed, as we are now accepting only online submittals of applications. The training for SEC members was tabled until the next meeting to allow for sufficient time.

February 4th The SEC met on February 4th, at the Public Safety Complex. On this agenda, members reviewed items previously tabled from the last meeting (four applications), three new applications, final planning on one event, and reviewed a draft Appendix A to the Resource Guide. Appendix A is an addition to the Resource Guide outlining what event organizers should be considering when developing an emergency plan at their event. Further details regarding the appendix will be forthcoming. The members of the SEC also watched a short film on emergency management and had an opportunity to ask both Police and Fire Department staff questions regarding our current policies.



CITY OF BROKEN ARROW

Parks & Recreation Event Report

Event/Program: Daddy Daughter Dance Date: February 6th 2016

DETAILS

<i>Location</i>	Nienhuis Park Community Center, 3201 N. 9 th Street	<i>Attendance</i>	775
<i>Event Organizer</i>	Jim Reed, Center Supervisor	<i>How long has the event been going?</i>	14 years

DESCRIPTION

- Dads and Daughters danced the night away at Nienhuis Park Community Center making memories together that will last a lifetime.
- Tickets were sold for \$5 each. All 800 tickets were sold.
- The total expense (labor not included) for event was \$2,200. Revenue from ticket sales was \$4,000 which makes this event viable.
- Refreshments included: cookies, rice crispy treats, Kool-Aid Jammers and small bottles of water. A gluten free option was available and used by several guests.
- A professional photographer was there taking pictures and selling photo packets.
- A free photo booth was supplied by True Smiles dentistry.
- Miss Broken Arrow, Brittany Wagner was in attendance at both dance times for photos and even hit the dance floor with several little girls.
- Party All-Stars DJ, Ran-D was a great success. We will again invite him back next year.
- Recreation staff decorated the gyms and hallways for the event. Check out the photos below.
- Staff received many “thank yous” and “good jobs” from participants.
- Each girl was given a pink wooden rose as their parting gift.

TYPE OF PROMOTIONS USED

- Flyers in community centers and at prior events.
- Facebook pages: Nienhuis Park, Central Park and the Parks and Rec page.
- Marquee at Nienhuis Park and Central Park.
- City Website and Calendar.
- Informer Newsletter.
- Placed in the Focus Newsletter Calendar.
- Banner at Nienhuis Park Community Center.

NOTES

Our goals:

- Our goal was to provide an affordable opportunity for dads and daughters to spend quality time together in a safe, clean, and fun environment. Goal was met.
- Our other goal was to stay within budget while still providing a high quality event. Goal was met.

For Next Time:

- Start decorating earlier in the week.
- Purchase more water than juice.
- Reach out to a local florist to provide onsite sale of flowers.
- Reach out to Walmart to see if they would be interested in sponsoring the concession area.
- Have additional center pieces for the tables. Several of ours walked out the door.

Photos:



2016 Photos



BROKEN ARROW

Set Up



Set up

