

**To:** Honorable Mayor and City Councilors  
**From:** Michael Spurgeon, City Manager  
**Date:** March 11, 2016  
**Re:** Notes to Council

---

### **1. STAFF REPORTS / ITEMS REQUIRING IMMEDIATE ATTENTION**

- Fire Department Monthly Report – February 2016
- General Services Monthly Report – February 2016


### **2. GENERAL CORRESPONDENCE / NOTIFICATION**

- N/A

### **3. SPECIAL EVENTS / ACTIVITIES**

- Pickleball Tournament – March 12

Respectfully submitted,



Michael L. Spurgeon

jmh  
Attachments

# 1. STAFF REPORTS / ITEMS REQUIRING IMMEDIATE ATTENTION



**INTEROFFICE MEMO**

***Broken Arrow Fire Department***

**To:** Michael Spurgeon, City Manager  
**From:** Office of the Fire Chief  
**Date:** March 10, 2016  
**Re:** February 2016 Monthly Report

---

Please see the attached reports detailing:

EMS Responses  
Fire Responses  
Fire Prevention Inspections  
Fire Investigations  
Fire & EMS Overview  
Monthly Incident Summary Report



Broken Arrow Fire Department Monthly Report  
February 2016

	<u>This Fiscal Year</u>	<u>Last Fiscal Year</u>	<u>Percentage Change</u>
EMS Responses	678	628	8%
Fire Responses	186	182	2%
Fire Prevention Inspections	31	36	-14%
Fire Investigations	05	06	-16%
Total Training Hours	6,003	2,798	114%



Broken Arrow Fire Department Monthly Report  
February 2016

	Station	Assist Other Stations	Assist EMS	
District 1	35	11	78	This Month
	317	134	751	Total Fiscal Year
District 2	21	10	44	This Month
	376	85	637	Total Fiscal Year
District 3	18	04	26	This Month
	160	65	267	Total Fiscal Year
District 4	25	05	47	This Month
	227	60	368	Total Fiscal Year
District 5	36	10	93	This Month
	366	88	698	Total Fiscal Year
District 6	25	16	75	This Month
	292	75	636	Total Fiscal Year
District 7	32	11	99	This Month
	40	17	142	Total Fiscal Year
Total	192	67	462	This Month
	1778	524	3499	Total Fiscal Year
	<b>6.6</b>	<b>2.3</b>	<b>15.9</b>	<b>Total Number Runs per Day</b>



Broken Arrow Fire Department Monthly Report  
February 2016

Fire Suppression Average Response Times

---

	This Month	Same Month Last F/Y	Total This F/Y	Total Last F/Y
Station #1 Eng 1	4:30	4:29	4:31	4:26
Station #2 Eng 2	5:11	5:14	4:59	4:57
Station #3 Eng 3	5:51	4:39	4:59	4:40
Station #4 Eng 4	7:57	5:54	7:12	5:39
Station #5 Eng 5	4:56	4:04	4:37	4:05
Station #6 Eng 6	5:04	4:40	5:07	4:45
Station #7 Eng 7	3:49	0:00	4:24	0:00
<b>Total Average</b>	<b>5:48</b>	<b>4:50</b>	<b>5:07</b>	<b>4:45</b>

**BAFD Bench Mark Average Time - 1st in Engine 5:00, 2nd in Engine 7:00**

**Station #7 was put into service January 19, 2016 with each shift housing a crew of four (4) and an Engine.**

---

**EMERGENCY MEDICAL SERVICES**

EMS Unit Run Destinations

---

Saint Francis - Tulsa	131	Hillcrest MC South	56
Saint Francis South	109	Hillcrest MC Tulsa	19
Saint John MC - Tulsa	88	OSU Medical Center	5
Saint John MC -BA	43		



Broken Arrow Fire Department Monthly Report  
February 2016

EMS Runs by Type

	This Month	Same Month Last F/Y	Total This F/Y	Total Last F/Y
Numbers of Runs	678	626	5554	5313
Transports	454	497	3836	3837
Persons Treated	475	509	3996	4007
Cancelled En-route	29	13	176	160
EMS Suppression	83	120	974	1027

EMS Average Response Times

	This Month	Same Month Last F/Y	Total This F/Y	Total Last F/Y
Station #1 Sq-1	3:38	4:07	3:37	4:09
Station #2 Sq-2	3:47	4:26	4:12	4:24
Station #3 Sq-3	4:19	4:29	4:23	4:29
Station #4 Sq-4	5:44	5:31	5:36	5:18
Station #5 Sq-5	3:37	3:48	3:55	3:49
Station #6 Sq-6	4:22	4:35	4:30	4:29
<b>Total Average</b>	<b>4:14</b>	<b>4:29</b>	<b>4:25</b>	<b>4:26</b>

**BAFD Bench Mark Average Time 5:00**

**General information:**

Total number of calls . . . . .	Fire - 186	EMS - 604	Exposures - 0	Unknown - 0	All - 790
Average calls per day . . . . .	Fire - 6.41	EMS - 20.82	All - 27.24		
Total number of arson calls . . . . .	3				
Estimated dollar loss . . . . .	Fire - 322,021	Other - 2,200	All - 324,221	Arson - 4	
Estimated value . . . . .	Fire - 5,373,497	Other - 121,200	All - 5,494,697	Arson - 4	
Percentage saved . . . . .	Fire - 94.00%	Other - 98.18%	All - 94.09%	Arson - .00%	
Total injuries . . . . .	Fire service - 0	Civilian fire - 0	EMS - 0	Arson - 0	
Total fatalities . . . . .	Fire service - 0	Civilian fire - 0		Arson - 0	
Total apparatus responses . . . . .	Emergency - 1,553	Non-emergency - 188	All - 1,741		
Average responses per day . . . . .	Emergency - 53.55	Non-emergency - 6.48	All - 60.03		
Average apparatus per call . . . . .	Fire - 2.84	EMS - 2.00	All - 2.20		
Average turnout time . . . . .	Emergency - 0:00:56	Non-emergency - 0:00:54	All - 0:00:56		
Average response time . . . . .	Emergency - 0:05:05	Non-emergency - 0:05:33	All - 0:05:07		
Average contain time . . . . .	Emergency - 0:25:41	Non-emergency - 0:07:13	All - 0:22:20		
Average total time . . . . .	Emergency - 1:03:28	Non-emergency - 0:23:15	All - 0:59:33		
Total man hours . . . . .	Fire - 425	EMS - 1,955	All - 2,380		
Average personnel per call . . . . .	Fire - 5.91	EMS - 4.66	All - 4.96		
Total aid given calls . . . . .	0				
Total aid received calls . . . . .	1				

**Total calls by incident group:**

	Count	Average response time	Aid given	Exposures
100-173 Fire	42	0:06:32	0	0
200-251 Overpressure rupture, explosion, overheat - no fire	1	0:06:25	1	0
300-381 Rescue and emergency medical service incidents	604	0:04:59	0	0
400-482 Hazardous conditions (no fire)	11	0:03:58	0	0
500-571 Service call	47	0:04:57	0	0
600-672 Good intent call	52	0:02:52	0	0
700-751 and 7009 False alarm and false call	32	0:05:40	0	0
900-911 Special incident type	1	0:17:12	0	0

**Total calls by incident type:**

	Count	Aid given	Aid received	Exposures
100 Fire, other	1	0	0	0
111 Building fire	2	0	0	0
113 Cooking fire, confined to container	2	0	0	0
118 Trash or rubbish fire, contained	1	0	0	0
131 Passenger vehicle fire	2	0	0	0
142 Brush or brush-and-grass mixture fire	8	0	0	0
143 Grass fire	20	0	0	0
150 Outside rubbish fire, other	1	0	0	0
151 Outside rubbish, trash or waste fire	2	0	0	0
154 Dumpster or other outside trash receptacle fire	2	0	0	0
170 Cultivated vegetation, crop fire, other	1	0	0	0
240 Explosion (no fire), other	1	0	0	0
311 Medical assist, assist EMS crew	2	0	0	0
321 EMS call, excluding vehicle accident with injury	569	0	1	0
3211 EMS call, Possible Non Emergency Transfer	2	0	0	0
322 Vehicle accident with injuries	16	0	0	0
324 Motor vehicle accident with no injuries	13	0	0	0
350 Extrication, rescue, other	1	0	0	0
381 Rescue or EMS standby	1	0	0	0
400 Hazardous condition, other	1	0	0	0
411 Gasoline or other flammable liquid spill	1	0	0	0



Prepared: 3/04/16, 15:27:07

2/01/16 to 2/29/16

Program: FI263L

Total calls by incident type:		Count	Aid given	Aid received	Exposures
412	Gas leak (natural gas or LPG)	4	0	0	0
440	Electrical wiring/equipment problem, other	1	0	0	0
441	Heat from short circuit (wiring), defective/worn	2	0	0	0
444	Power line down	1	0	0	0
445	Arcing, shorted electrical equipment	1	0	0	0
500	Service Call, other	1	0	0	0
511	Lock-out	2	0	0	0
522	Water or steam leak	2	0	0	0
531	Smoke or odor removal	5	0	0	0
550	Public service assistance, other	2	0	0	0
551	Assist police or other governmental agency	2	0	0	0
552	Police matter	1	0	0	0
553	Public service	3	0	0	0
554	Assist invalid	28	0	0	0
561	Unauthorized burning	1	0	0	0
600	Good intent call, other	2	0	0	0
611	Dispatched & canceled en route	16	0	0	0
6111	Dispatched & canceled en route-EMS	9	0	0	0
622	No incident found on arrival at dispatch address	13	0	0	0
631	Authorized controlled burning	4	0	0	0
651	Smoke scare, odor of smoke	4	0	0	0
652	Steam, vapor, fog or dust thought to be smoke	1	0	0	0
653	Smoke from barbecue, tar kettle	1	0	0	0
671	HazMat release investigation w/no HazMat	2	0	0	0
700	False alarm or false call, other	17	0	0	0
711	Municipal alarm system, malicious false alarm	1	0	0	0
731	Sprinkler activation due to malfunction	1	0	0	0
733	Smoke detector activation due to malfunction	2	0	0	0
735	Alarm system sounded due to malfunction	3	0	0	0
736	CO detector activation due to malfunction	2	0	0	0
743	Smoke detector activation, no fire - unintentional	2	0	0	0
745	Alarm system activation, no fire - unintentional	4	0	0	0
900	Special type of incident, other	1	0	0	0

Totals calls by property use:		Count	Arson	Aid given
NNN	None	9	0	
UUU	Undetermined	4	0	
000	Property use, other	2	0	
120	Variable-use amusement, recreation places, other	1	0	
122	Convention center, exhibition hall	1	0	
131	Church, mosque, synagogue, temple, chapel	5	0	
141	Athletic/health club	1	0	
150	Public or government, other	1	0	
161	Restaurant or cafeteria	2	0	
183	Movie theater	1	0	
210	Schools, non-adult, other	2	0	
213	Elementary school, including kindergarten	2	0	
215	High school/junior high school/middle school	1	0	
241	Adult education center, college classroom	1	0	
300	Health care, detention, & correction, other	2	0	
311	24-hour care Nursing homes, 4 or more persons	95	0	

Prepared: 3/04/16, 15:27:07

2/01/16 to 2/29/16

Program: FI263L

Totals calls by property use:		Count	Arson	Aid given
321	Mental retardation/development disability facility	1	0	
331	Hospital - medical or psychiatric	13	0	
340	Clinics, doctors offices, hemodialysis cntr, other	43	0	
342	Doctor, dentist or oral surgeon office	2	0	
361	Jail, prison (not juvenile)	3	0	
400	Residential, other	3	0	
419	1 or 2 family dwelling	427	0	
429	Multifamily dwelling	40	0	
439	Boarding/rooming house, residential hotels	2	0	
449	Hotel/motel, commercial	7	0	
500	Mercantile, business, other	3	0	
511	Convenience store	2	0	
519	Food and beverage sales, grocery store	20	0	
549	Specialty shop	3	0	
559	Recreational, hobby, home repair sales, pet store	3	0	
564	Laundry, dry cleaning	1	0	
569	Professional supplies, services	1	0	
579	Motor vehicle or boat sales, services, repair	1	0	
580	General retail, other	1	0	
592	Bank	1	0	
599	Business office	1	0	
647	Water utility	1	0	
700	Manufacturing, processing	1	0	
900	Outside or special property, other	2	0	
926	Outbuilding, protective shelter	1	0	
931	Open land or field	14	3	
936	Vacant lot	1	0	
938	Graded and cared-for plots of land	3	0	
960	Street, other	38	0	
961	Highway or divided highway	5	0	
962	Residential street, road or residential driveway	5	0	
963	Street or road in commercial area	7	0	
965	Vehicle parking area	4	0	

Total calls by district:		Count	Arson
001	District One	134	2
002	District Two	105	0
003	District Three	57	0
004	District Four	81	0
005	District Five	165	0
006	DISTRICT SIX	124	1
007	District Seven	116	0
010	Outside City Area	8	0

Total calls by station:		Count	Aid given
001	Station #1	168	0
002	Station #2	134	0
003	Station #3	78	0
004	Station #4	87	0
005	Station #5	169	0
006	Station #6	120	0

<b>Total calls by station:</b>		<b>Count</b>	<b>Aid given</b>
777	Station #7	34	0

<b>Total calls by shift:</b>		<b>Count</b>
001	A Platoon	248
002	B Platoon	291
003	C Platoon	250
005	Other	1

<b>Total calls by action taken:</b>		<b>Count</b>
00	Action taken, other	17
10	Fire control or extinguishment, other	2
11	Extinguishment by fire service personnel	30
12	Salvage & overhaul	1
22	Rescue, remove from harm	2
23	Extricate, disentangle	1
30	Emergency medical services, other	10
31	Provide first aid & check for injuries	40
32	Provide basic life support (BLS)	18
33	Provide advanced life support (ALS)	511
45	Remove hazard	3
55	Establish safe area	1
63	Restore fire alarm system	1
64	Shut down system	2
70	Assistance, other	3
71	Assist physically disabled	23
73	Provide manpower	11
80	Information, investigation & enforcement, other	1
81	Incident command	25
86	Investigate	57
87	Investigate fire out on arrival	4
92	Standby	2
93	Cancelled en route	25

**Apparatus totals:**

Apparatus	Emergency responses	Average per day	Non-emergency responses	Average per day	Total responses	Average per day	Average turnout	Average response
BT1	45	1.55	1	.03	46	1.58	0:00:50	0:05:41
BT2	16	.55	4	.13	20	.68	0:00:48	0:04:53
BT3	10	.34	1	.03	11	.37	0:01:15	0:08:16
BT4	25	.86	2	.06	27	.93	0:01:08	0:07:14
BT5	13	.44	5	.17	18	.62	0:01:04	0:05:01
BT6	31	1.06	1	.03	32	1.10	0:01:01	0:06:16
E1	120	4.13	7	.24	127	4.37	0:01:03	0:04:59
E3	46	1.58	10	.34	56	1.93	0:00:58	0:06:16
E4	72	2.48	4	.13	76	2.62	0:00:44	0:08:28
E5	122	4.20	21	.72	143	4.93	0:01:07	0:04:58
E7	125	4.31	30	1.03	155	5.34	0:01:04	0:04:55
FD211	14	.48	3	.10	17	.58	0:01:09	0:12:48
FD212	18	.62	4	.13	22	.75	0:01:04	0:07:55
FD310	2	.06	0	.00	2	.06	0:09:25	0:26:36
FD311	1	.03	0	.00	1	.03	0:00:28	0:09:35

**Apparatus totals:**

Apparatus	Emergency responses	Average per day	Non-emergency responses	Average per day	Total responses	Average per day	Average turnout	Average response
FD312	4	.13	0	.00	4	.13	0:00:02	0:26:54
FD314	1	.03	0	.00	1	.03	0:00:00	3:20:35
FD411	2	.06	0	.00	2	.06	0:00:02	0:00:05
LAD2	67	2.31	18	.62	85	2.93	0:00:51	0:05:30
LAD6	113	3.89	5	.17	118	4.06	0:00:57	0:05:51
RES1	2	.06	1	.03	3	.10	0:01:48	0:05:12
SQD1	165	5.68	5	.17	170	5.86	0:01:14	0:05:24
SQD2	120	4.13	25	.86	145	5.00	0:01:05	0:06:09
SQD3	73	2.51	13	.44	86	2.96	0:01:00	0:06:08
SQD4	77	2.65	3	.10	80	2.75	0:01:01	0:08:31
SQD5	148	5.10	15	.51	163	5.62	0:01:10	0:05:48
SQD6	121	4.17	9	.31	130	4.48	0:01:08	0:05:43
TFD	0	.00	1	.03	1	.03	0:00:00	0:00:00

**Fire incidents with dollar loss:**

Incident ID	Date	Description	Dollar loss	Dollar value
2016-0000952-000	2/02/16	Brush or brush-and-grass mixture fire 307 N 14TH ST, BROKEN ARROW, OK, 74012	20	225,000
2016-0001030-000	2/05/16	Dumpster or other outside trash receptacle fire 2001 W PRINCETON CIR, BROKEN ARROW, OK, 74012	500	1,000,000
2016-0001067-000	2/06/16	Outside rubbish fire, other INTR KENOSHA & N 27TH ST	20	20
2016-0001108-000	2/08/16	Grass fire 11900 E 131ST ST, TULSA COUNTY, OK, 74012	10,500	10,500
2016-0001137-000	2/09/16	Cultivated vegetation, crop fire, other 2301 E HILLSIDE DR, BROKEN ARROW, OK, 74012	2	2
2016-0001138-000	2/09/16	Grass fire 36900 E 71ST ST, WAGONER COUNTY, OK, 74014	2	450,001
2016-0001142-000	2/09/16	Grass fire 4 MUSKOGEE TURNPIKE, BROKEN ARROW, OK, 74014	2	50,001
2016-0001143-000	2/09/16	Passenger vehicle fire INTR CREEK TURNPIKE & MUSKOGEE TURNPIKE	500	3,000
2016-0001152-000	2/10/16	Building fire 4501 S BUTTERNUT AVE, BROKEN ARROW, OK, 74011	210,000	210,000
2016-0001160-000	2/10/16	Brush or brush-and-grass mixture fire 1351 E ALBANY ST, BROKEN ARROW, OK, 74012	2	2
2016-0001185-000	2/11/16	Grass fire 1126 S MAGNOLIA PL, BROKEN ARROW, OK, 74012	1,001	251,000
2016-0001213-000	2/12/16	Trash or rubbish fire, contained 1100 N 20TH ST, BROKEN ARROW, OK, 740120000	530	1,500,000
2016-0001217-000	2/12/16	Cooking fire, confined to container 4417 W MADISON ST, BROKEN ARROW, OK, 74012	2,200	121,200
2016-0001235-000	2/12/16	Grass fire 6915 S 234TH AVE, WAGONER COUNTY, OK, 74014	2	140,001
2016-0001239-000	2/12/16	Outside rubbish, trash or waste fire 808 E COLLEGE ST, BROKEN ARROW, OK, 74012	2	2
2016-0001289-000	2/14/16	Building fire 8458 S WRIGHT AVE, BROKEN ARROW, OK, 74014	2,000	225,000
2016-0001300-000	2/15/16	Cooking fire, confined to container 6227 W UTICA CT, BROKEN ARROW, OK, 74011	1,500	330,000

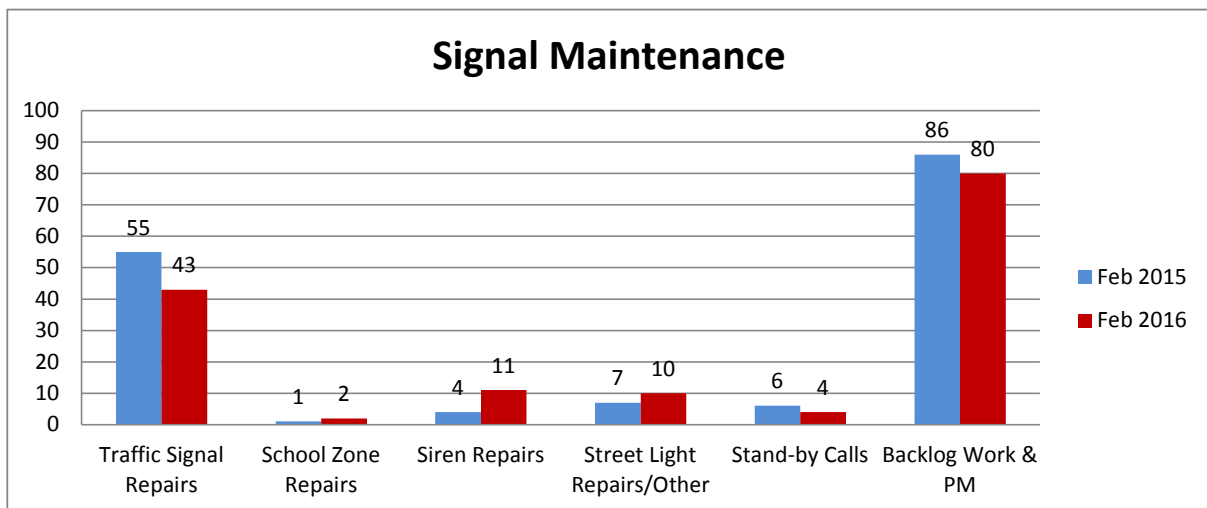
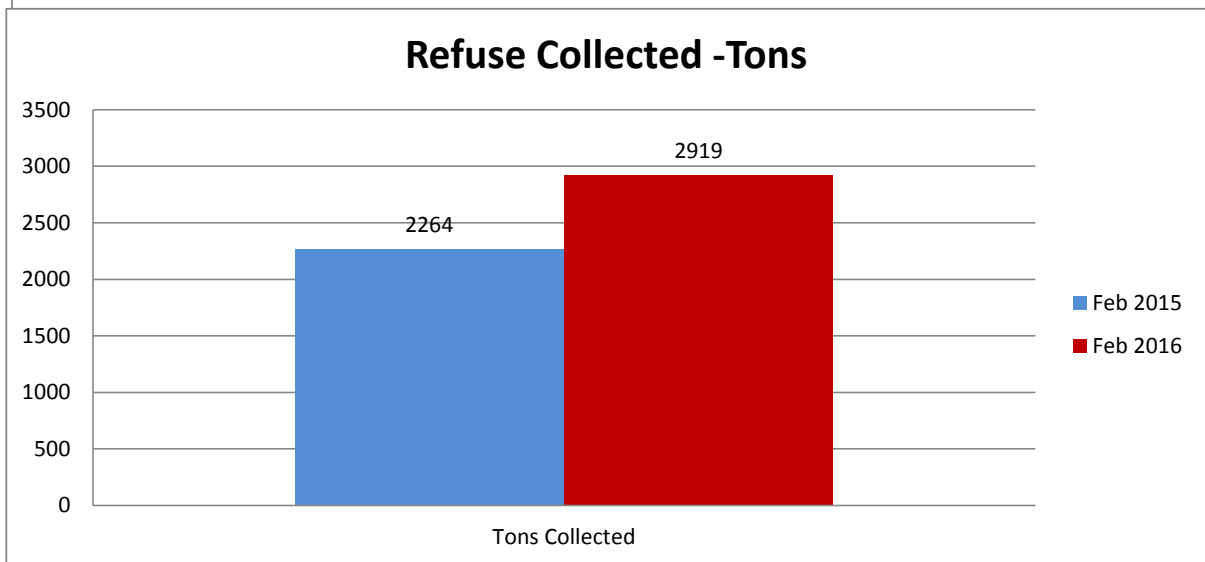
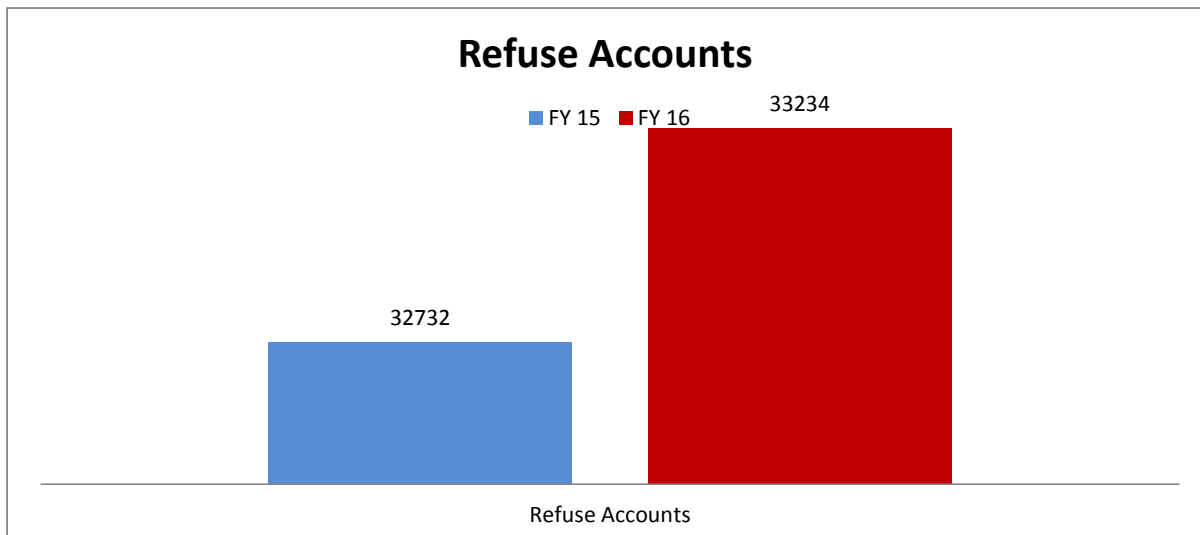
Prepared: 3/04/16, 15:27:07

2/01/16 to 2/29/16

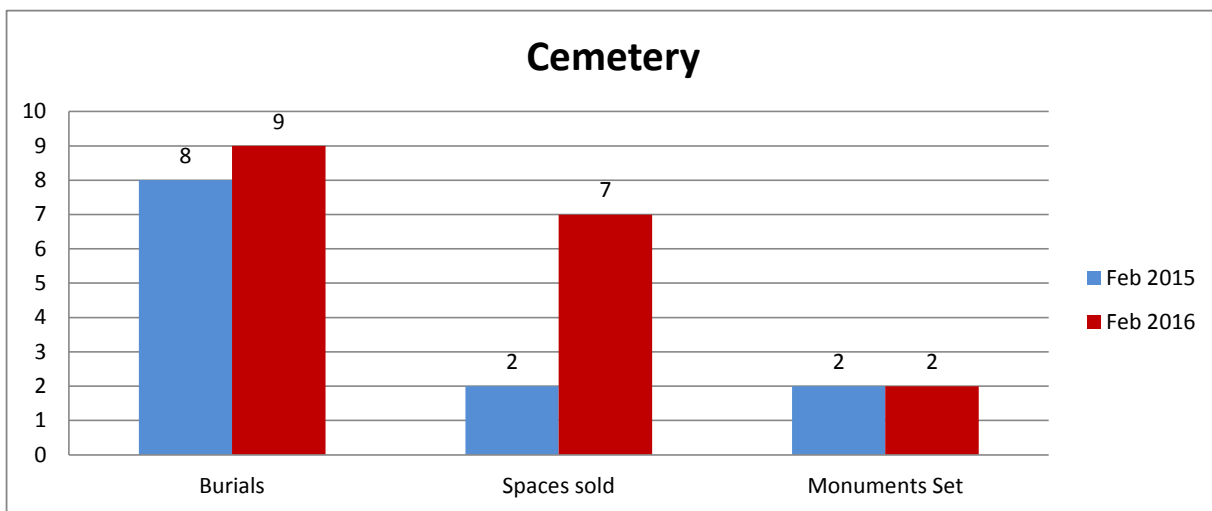
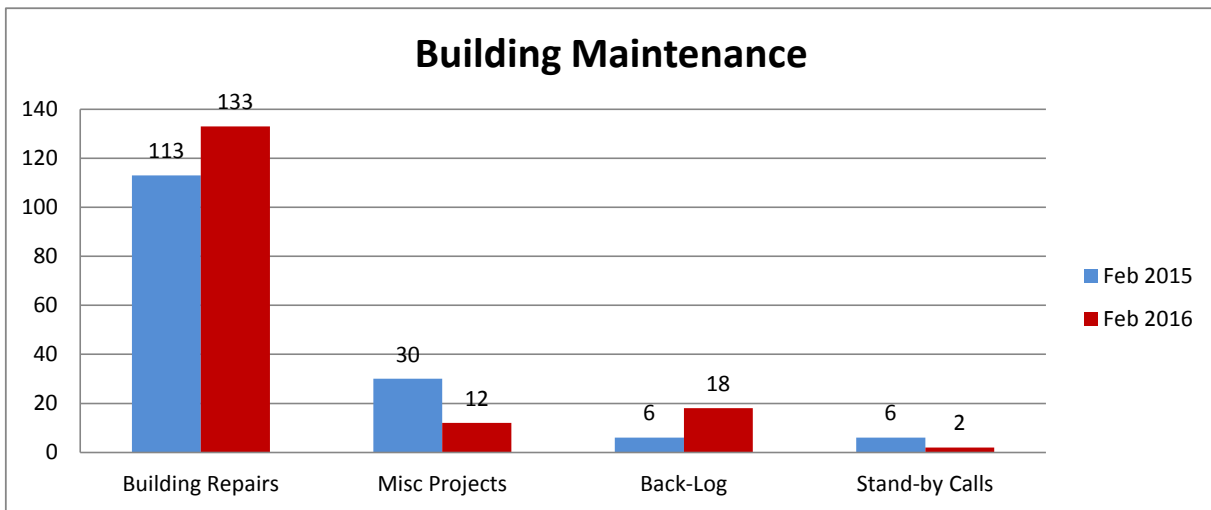
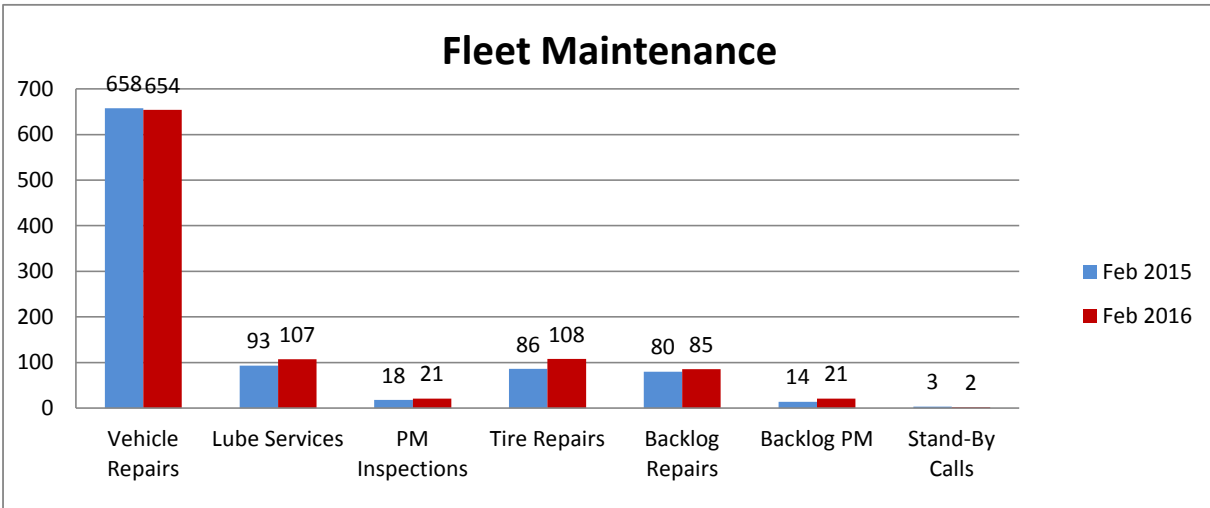
Program: FI263L

Fire incidents with dollar loss:			Dollar loss	Dollar value
2016-0001348-000	2/17/16	Outside rubbish, trash or waste fire INTR 35TH & S 214TH AVE	20	180,000
2016-0001353-000	2/17/16	Grass fire 24515 E 96TH ST, WAGONER COUNTY, OK, 74014	20	255,000
2016-0001354-000	2/17/16	Grass fire 8300 S 225TH AVE, BROKEN ARROW, OK, 74014	20	225,000
2016-0001381-000	2/18/16	Brush or brush-and-grass mixture fire 22751 E 78TH ST, WAGONER COUNTY, OK, 74014	90,000	90,000
2016-0001387-000	2/18/16	Grass fire INTR 51ST & CREEK TURNPIKE	2	2
2016-0001422-000	2/19/16	Fire, other 4317 W TOLEDO ST, BROKEN ARROW, OK, 74012	500	1,000
2016-0001468-000	2/21/16	Grass fire 11301 S GARNETT RD, BROKEN ARROW, OK, 74011	2	2
2016-0001477-000	2/21/16	Grass fire 3701 E OMAHA ST INTERSECTN, BROKEN ARROW, OK, 7401	2	2
2016-0001500-000	2/22/16	Dumpster or other outside trash receptacle fire 1800 W ALBANY DR, BROKEN ARROW, OK, 74012	2	2
2016-0001512-000	2/23/16	Passenger vehicle fire 520 W BROADWAY AVE, BROKEN ARROW, OK, 74012	2,100	10,500
2016-0001613-000	2/27/16	Brush or brush-and-grass mixture fire 1303 W JACKSON CT, BROKEN ARROW, OK, 74012	560	1,000
2016-0001632-000	2/27/16	Brush or brush-and-grass mixture fire 6265 S 335TH AVE, WAGONER COUNTY, OK, 74014	2	95,000
2016-0001641-000	2/27/16	Grass fire 3514 E HUDSON ST, BROKEN ARROW, OK, 74014	2	200
2016-0001665-000	2/28/16	Brush or brush-and-grass mixture fire 1225 E KENOSHA ST, BROKEN ARROW, OK, 74012	6	60
<b>Totals:</b>			31 incidents	322,021 5,373,497
Other incidents with dollar loss:			Dollar loss	Dollar value
2016-0001231-000	2/12/16	EMS call, excluding vehicle accident with injury 4900 W MADISON PL, BROKEN ARROW, OK, 74012	2,200	121,200
<b>Totals:</b>			1 incidents	2,200 121,200

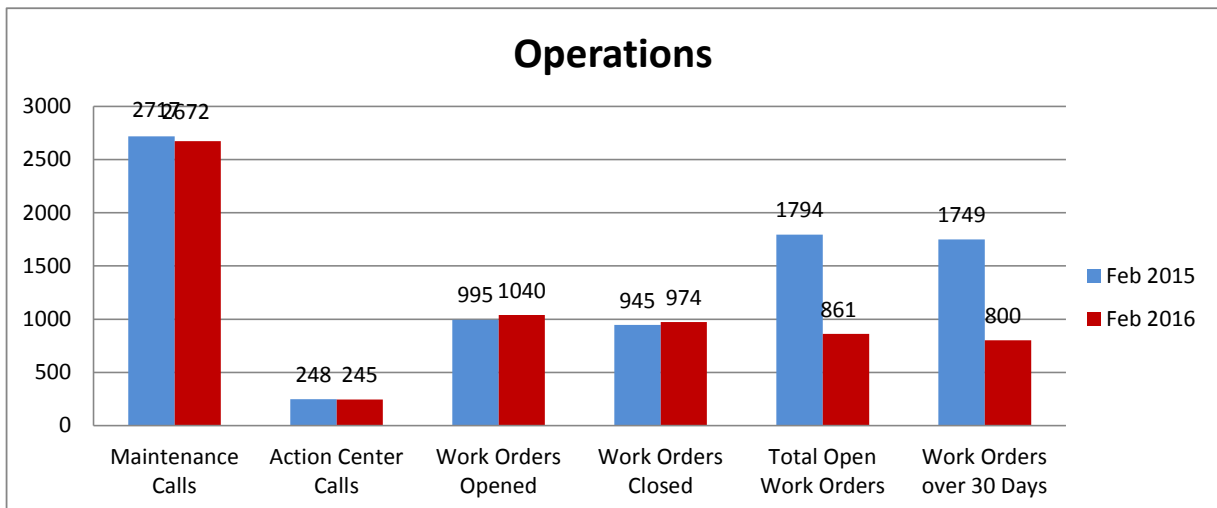
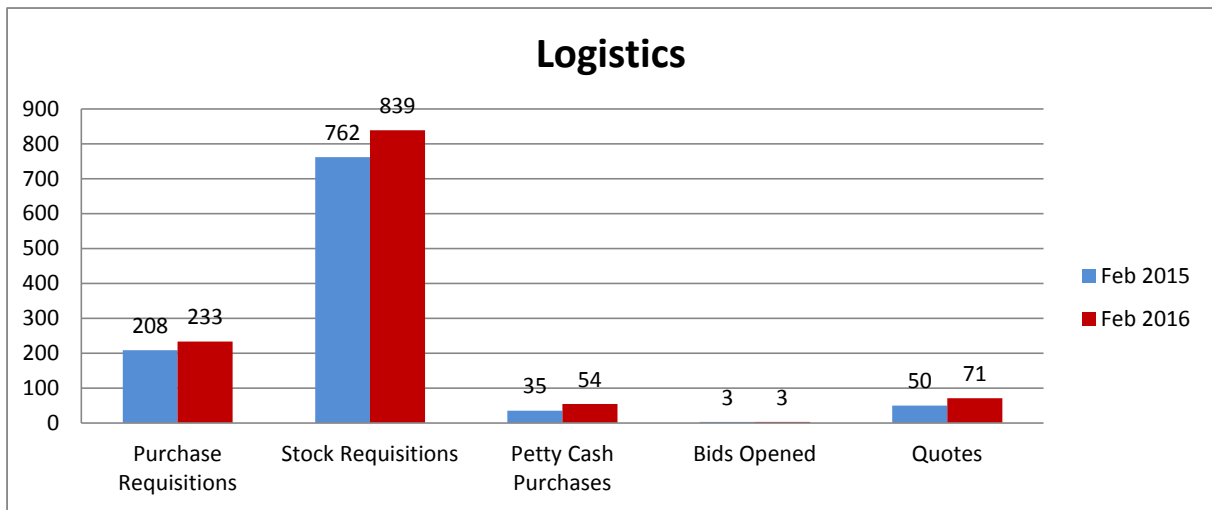
# General Services Monthly Report February 2016



# General Services Monthly Report February 2016



# General Services Monthly Report February 2016





## 2. GENERAL CORRESPONDENCE / NOTIFICATION

N/A



### 3. SPECIAL EVENTS / ACTIVITIES





CITY OF BROKEN ARROW

# Parks & Recreation Event Notice

Event/Program: Pickleball Tournament Date: March 12, 2016

## DETAILS

<i>Location</i>	Central Park Community Center, 1500 S Main St.	<i>Attendance</i>	An estimated 50 people.
<i>Event Organizer</i>	Tanner Wilburn, Center Supervisor	<i>Year of event?</i>	2nd year

## DESCRIPTION

- 18 teams have registered for the 2<sup>nd</sup> Annual Pickleball Invitational.
- The average age of participants for this event is 59 years young.
- Tournament play will be double elimination.
- Two divisions are being implemented this year, Advanced and Intermediate.
- We expect several spectators to attendance.
- We have four teams from outside the Tulsa Metro area: Coweta, Edmond, Enid, and Stillwater.
- We have a team from Missouri and Arkansas.
- All participants will receive a t-shirt and lunch.
- Winners of each division will be awarded bragging rights and medals.
- This sport is really geared around social connectivity.

## TYPE OF PROMOTIONS USED

- Posters and fliers at Community Centers.
- Posted on Broken Arrow Parks and Recreation Facebook page.
- Posted on Nienhuis Park and Central Park Facebook page.
- Informer Newsletter on City website.
- Arrow community calendar.
- Word of mouth by our regular Pickleball players.
- Nienhuis Park Marquee and Central Park Marquee.

## NOTES

### Our goals:

- To have FUN in a safe, clean, friendly environment.
- To give the participants a chance to show off their talents against new competition.
- To give participants a designated time and place to have a fun and connected time with new and old friends while enjoying the game of Pickleball.