

To: Honorable Mayor and City Councilors
From: Michael Spurgeon, City Manager
Date: April 15, 2016
Re: Notes to Council

1. STAFF REPORTS / ITEMS REQUIRING IMMEDIATE ATTENTION

- General Services Department Monthly Report – March 2016
- Fire Department Monthly Report – March 2016

2. GENERAL CORRESPONDENCE / NOTIFICATION

N/A

3. SPECIAL EVENTS / ACTIVITIES

- Upcoming Special Events

Respectfully submitted,



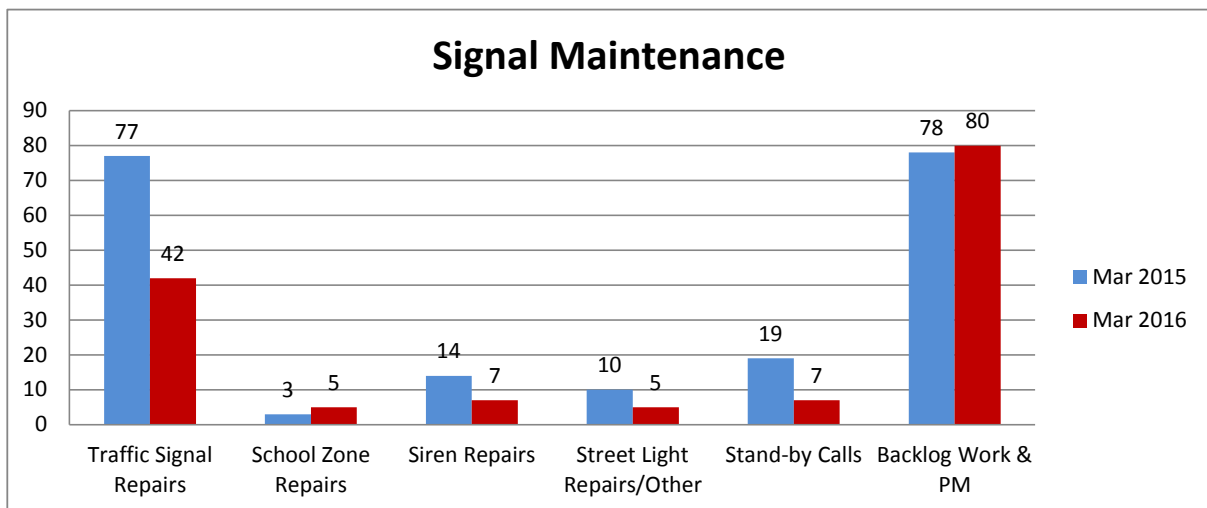
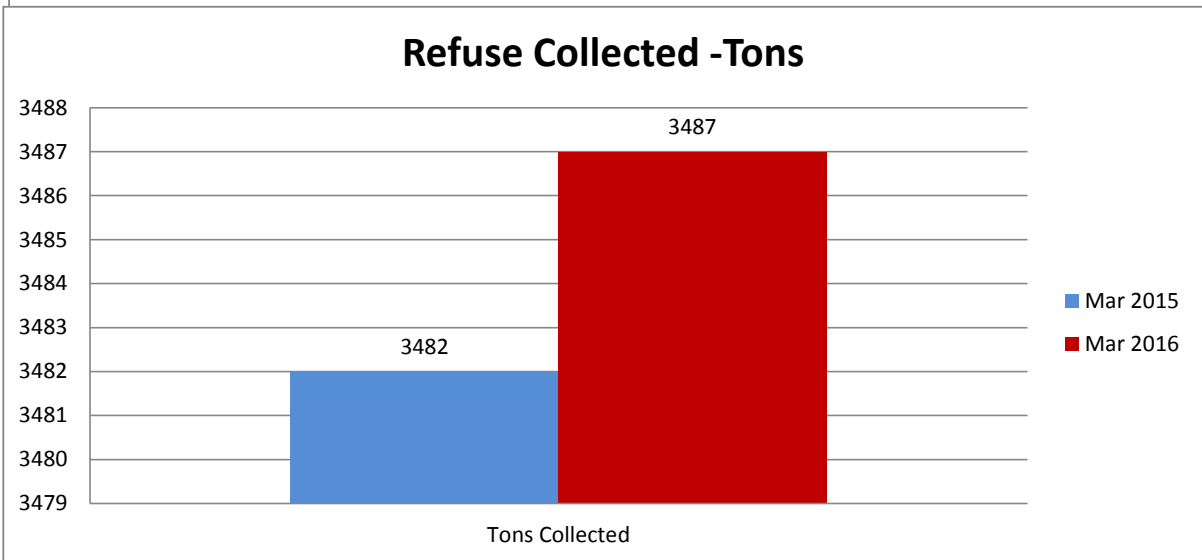
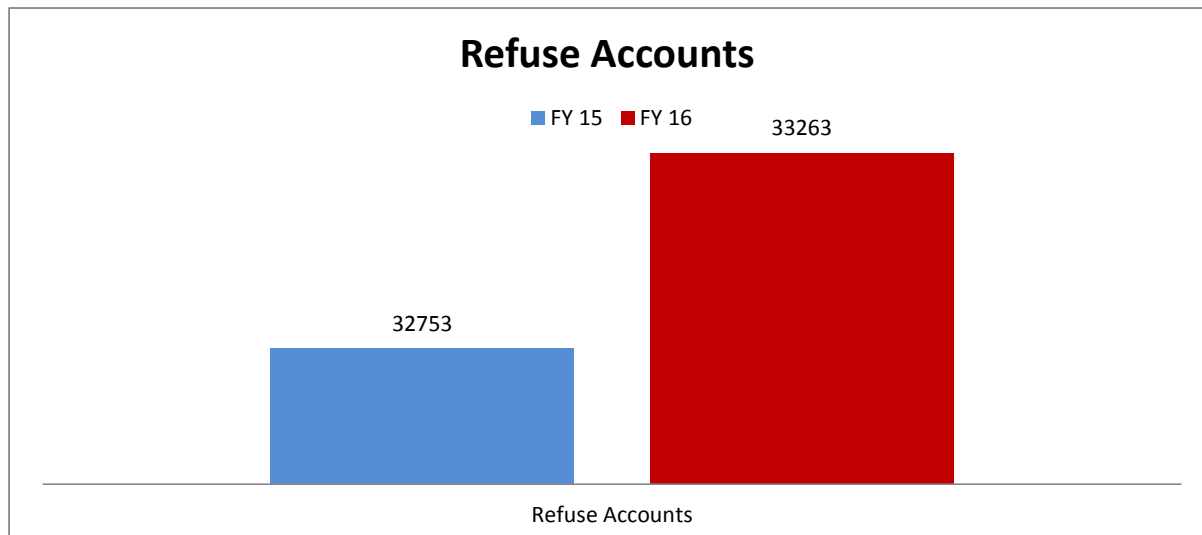
Michael L. Spurgeon

gak
Attachments

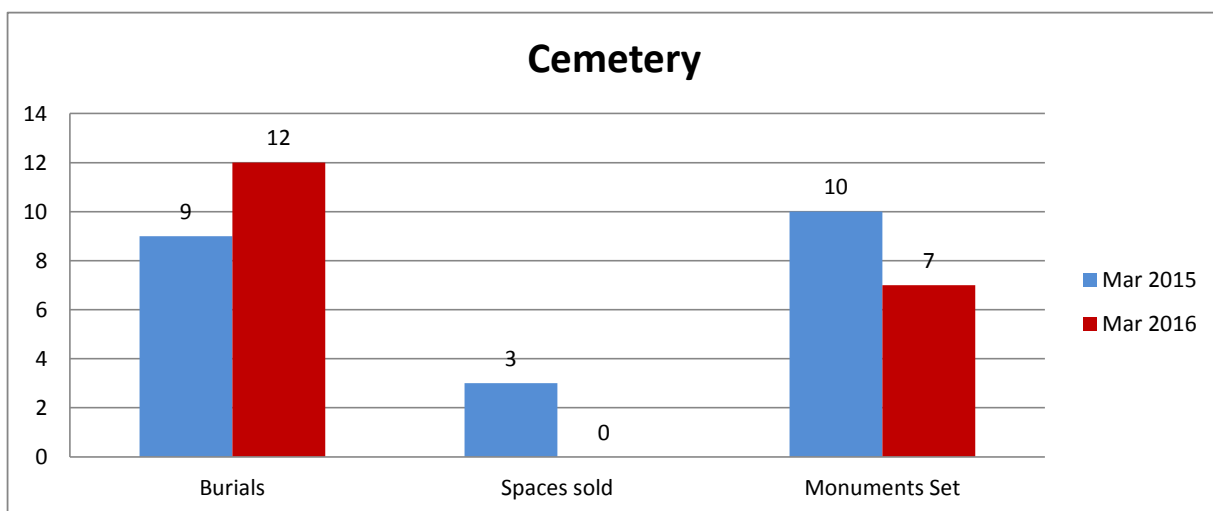
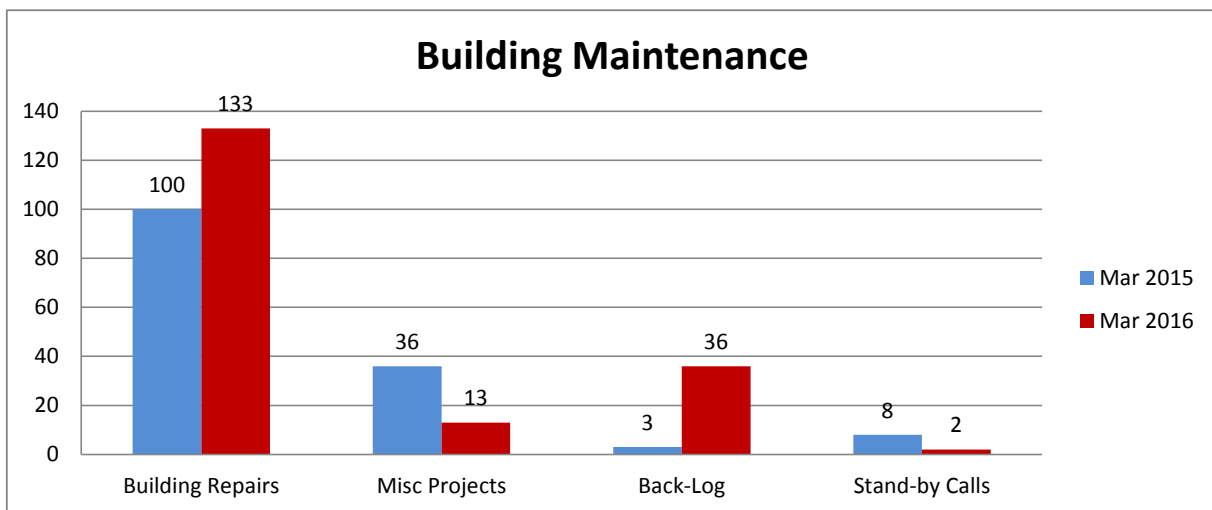
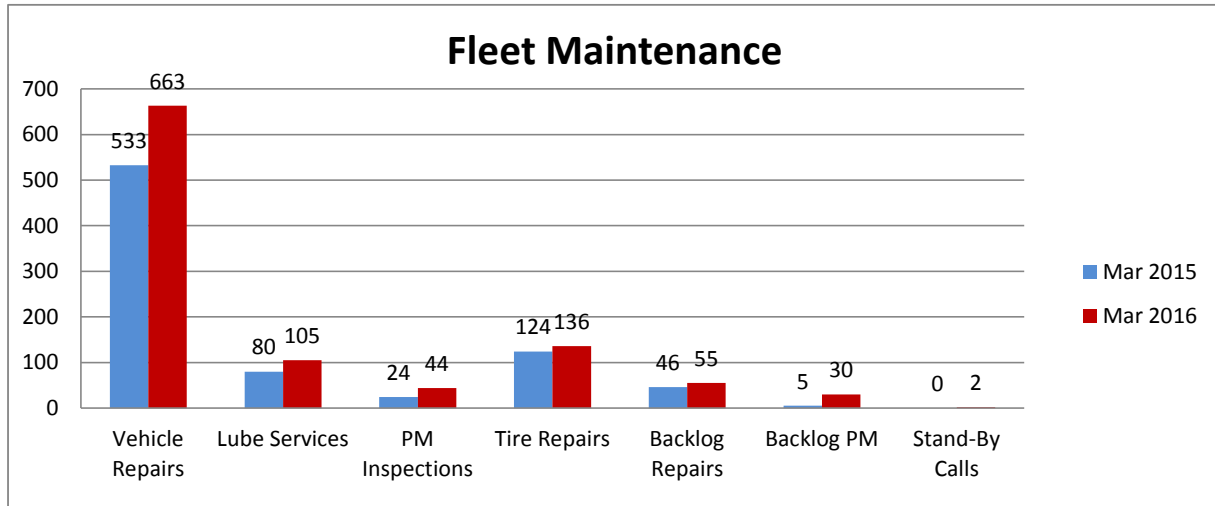
1. STAFF REPORTS / ITEMS REQUIRING IMMEDIATE ATTENTION



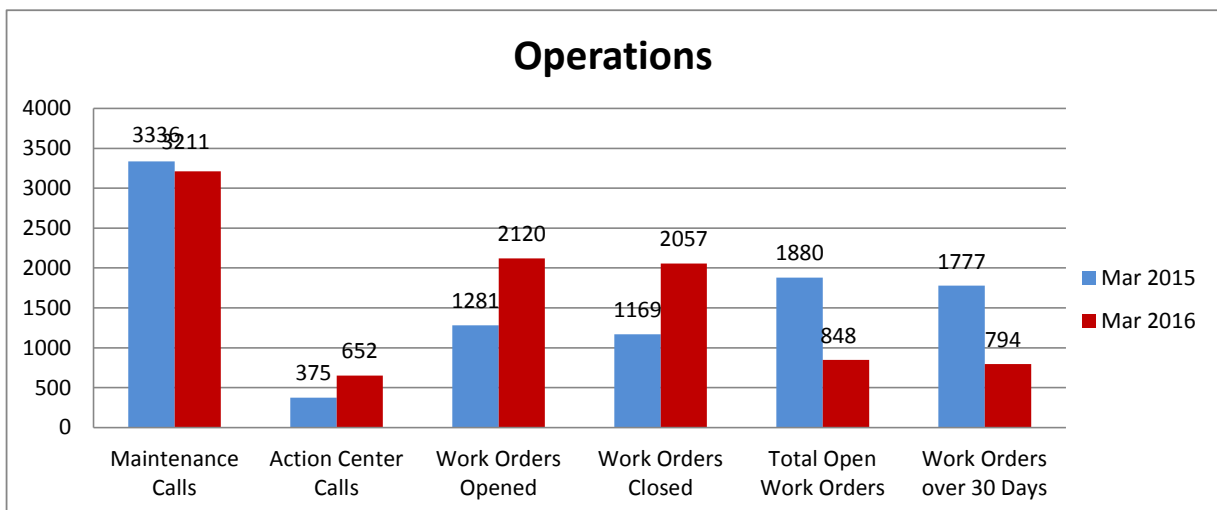
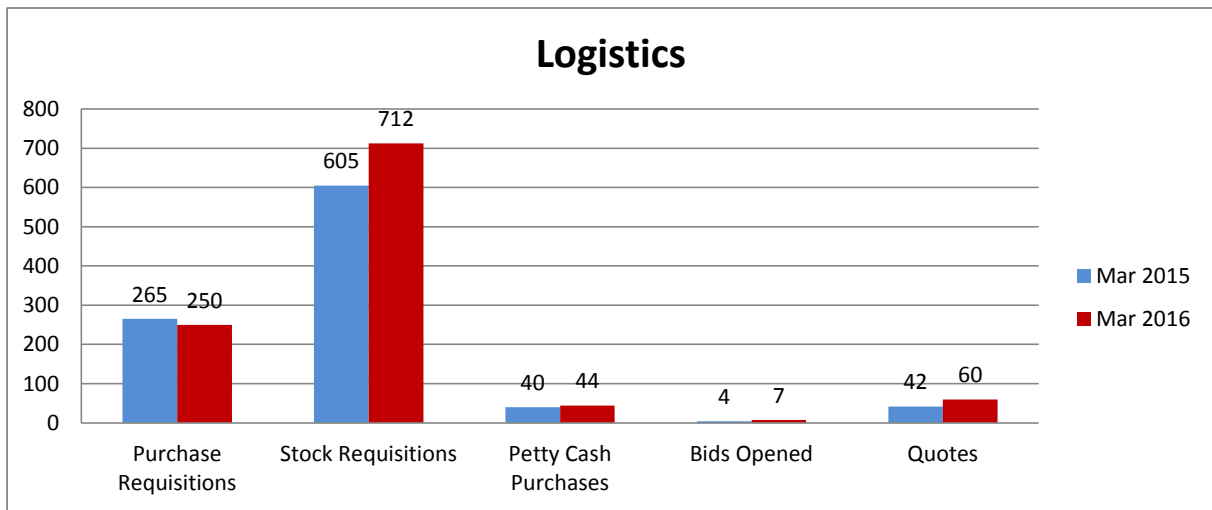
General Services Monthly Report March 2016



General Services Monthly Report March 2016



General Services Monthly Report March 2016



INTEROFFICE MEMO

Broken Arrow Fire Department

To: Michael Spurgeon, City Manager
From: Office of the Fire Chief
Date: April 12, 2016
Re: March 2016 Monthly Report

Please see the attached reports detailing:

EMS Responses
Fire Responses
Fire Prevention Inspections
Fire Investigations
Fire & EMS Overview
Monthly Incident Summary Report



Broken Arrow Fire Department Monthly Report
March 2016

Page 1 of 4

	<u>This Fiscal Year</u>	<u>Last Fiscal Year</u>	<u>Percentage Change</u>
EMS Responses	781	638	22%
Fire Responses	189	176	7%
Fire Prevention Inspections	40	35	14%
Fire Investigations	03	05	-40%
Total Training Hours	3,546	413	758%



Broken Arrow Fire Department Monthly Report
March 2016

	Station	Assist Other Stations	Assist EMS	
District 1	31	19	96	This Month
	348	153	847	Total Fiscal Year
District 2	14	16	59	This Month
	390	101	696	Total Fiscal Year
District 3	13	06	36	This Month
	173	71	303	Total Fiscal Year
District 4	36	02	48	This Month
	263	62	416	Total Fiscal Year
District 5	34	14	95	This Month
	400	102	793	Total Fiscal Year
District 6	24	13	95	This Month
	316	88	731	Total Fiscal Year
District 7	37	07	110	This Month
	77	24	252	Total Fiscal Year
Total	189	77	539	This Month
	1967	601	4038	Total Fiscal Year
	3.1	2.5	17.4	Total Number Runs per Day



Broken Arrow Fire Department Monthly Report
March 2016

Fire Suppression Average Response Times

	This Month	Same Month Last F/Y	Total This F/Y	Total Last F/Y
Station #1 Eng 1	3:58	4:46	4:14	4:36
Station #2 Eng 2	4:26	5:01	4:42	4:59
Station #3 Eng 3	4:50	4:34	4:54	4:36
Station #4 Eng 4	7:25	7:23	7:18	6:31
Station #5 Eng 5	4:08	4:24	4:22	4:14
Station #6 Eng 6	4:38	5:02	4:52	4:53
Station #7 Eng 7	4:21	0:00	4:22	0:00
Total Average	4:49	5:12	4:58	4:58

BAFD Bench Mark Average Time - 1st in Engine 5:00, 2nd in Engine 7:00

Station #7 was put into service January 19, 2016 with each shift housing a crew of four (4) and an Engine.

EMERGENCY MEDICAL SERVICES

EMS Unit Run Destinations

Saint Francis - Tulsa	159	Hillcrest MC South	66
Saint Francis South	117	Hillcrest MC Tulsa	20
Saint John MC - Tulsa	104	OSU Medical Center	5
Saint John MC -BA	56		



Broken Arrow Fire Department Monthly Report
March 2016

EMS Runs by Type

	This Month	Same Month Last F/Y	Total This F/Y	Total Last F/Y
Numbers of Runs	781	638	6335	5951
Transports	528	471	4364	4308
Persons Treated	558	493	4554	4500
Cancelled En-route	26	10	202	170
EMS Suppression	99	105	1073	1132

EMS Average Response Times

	This Month	Same Month Last F/Y	Total This F/Y	Total Last F/Y
Station #1 Sq-1	3:38	4:02	3:37	4:05
Station #2 Sq-2	3:59	4:39	4:05	4:31
Station #3 Sq-3	4:08	4:22	4:15	4:25
Station #4 Sq-4	5:53	5:33	5:36	5:25
Station #5 Sq-5	3:52	4:06	3:54	3:57
Station #6 Sq-6	4:30	4:20	4:30	4:24
Total Average	4:20	4:25	4:20	4:28

BAFD Bench Mark Average Time 5:00

Prepared: 4/06/16, 10:32:16

3/01/16 to 3/31/16

Program: FI263L

General information:

Total number of calls	Fire - 181	EMS - 725	Exposures - 0	Unknown - 0	All - 906
Average calls per day	Fire - 5.83	EMS - 23.38	All - 29.22		
Total number of arson calls	0				
Estimated dollar loss	Fire - 254,047	Other - 10	All - 254,057	Arson - 0	
Estimated value	Fire - 3,206,340	Other - 975,006	All - 4,181,346	Arson - 0	
Percentage saved	Fire - 92.07%	Other - 99.99%	All - 93.92%	Arson - .00%	
Total injuries	Fire service - 0	Civilian fire - 0	EMS - 0	Arson - 0	
Total fatalities	Fire service - 0	Civilian fire - 0		Arson - 0	
Total apparatus responses	Emergency - 1,766	Non-emergency - 186	All - 1,952		
Average responses per day	Emergency - 56.96	Non-emergency - 6.00	All - 62.96		
Average apparatus per call	Fire - 2.83	EMS - 1.97	All - 2.15		
Average turnout time	Emergency - 0:00:55	Non-emergency - 0:00:52	All - 0:00:55		
Average response time	Emergency - 0:05:12	Non-emergency - 0:05:34	All - 0:05:14		
Average contain time	Emergency - 0:27:56	Non-emergency - 0:00:00	All - 0:27:56		
Average total time	Emergency - 1:12:12	Non-emergency - 0:33:48	All - 1:09:07		
Total man hours	Fire - 414	EMS - 2,617	All - 3,031		
Average personnel per call	Fire - 6.33	EMS - 4.68	All - 5.01		
Total aid given calls	6				
Total aid received calls	0				

Total calls by incident group:	Count	Average response time	Aid given	Exposures
100-173 Fire	28	0:05:39	3	0
200-251 Overpressure rupture, explosion, overheat - no fire	2	0:04:42	2	0
300-381 Rescue and emergency medical service incidents	725	0:05:08	2	0
400-482 Hazardous conditions (no fire)	10	0:06:01	0	0
500-571 Service call	62	0:05:27	0	0
600-672 Good intent call	43	0:02:37	1	0
700-751 and 7009 False alarm and false call	36	0:05:26	0	0

Total calls by incident type:	Count	Aid given	Aid received	Exposures
100 Fire, other	1	0	0	0
111 Building fire	6	0	0	0
130 Mobile property (vehicle) fire, other	1	1	0	0
131 Passenger vehicle fire	3	1	0	0
140 Natural vegetation fire, other	2	0	0	0
142 Brush or brush-and-grass mixture fire	6	1	0	0
143 Grass fire	4	0	0	0
150 Outside rubbish fire, other	1	0	0	0
151 Outside rubbish, trash or waste fire	3	0	0	0
153 Construction or demolition landfill fire	1	0	0	0
221 Overpressure rupture of air or gas pipe/pipeline	1	0	0	0
251 Excessive heat, scorch burns with no ignition	1	0	0	0
300 Rescue, EMS incident, other	2	0	0	0
311 Medical assist, assist EMS crew	2	0	0	0
321 EMS call, excluding vehicle accident with injury	678	2	0	0
3211 EMS call, Possible Non Emergency Transfer	1	0	0	0
322 Vehicle accident with injuries	20	0	0	0
324 Motor vehicle accident with no injuries	19	0	0	0
331 Lock-in (if lock out, use 511)	2	0	0	0
381 Rescue or EMS standby	1	0	0	0
411 Gasoline or other flammable liquid spill	1	0	0	0
412 Gas leak (natural gas or LPG)	3	0	0	0

Prepared: 4/06/16, 10:32:16

3/01/16 to 3/31/16

Program: FI263L

Total calls by incident type:		Count	Aid given	Aid received	Exposures
441	Heat from short circuit (wiring), defective/worn	3	0	0	0
444	Power line down	1	0	0	0
445	Arcing, shorted electrical equipment	2	0	0	0
500	Service Call, other	2	0	0	0
511	Lock-out	6	0	0	0
531	Smoke or odor removal	8	0	0	0
550	Public service assistance, other	2	0	0	0
551	Assist police or other governmental agency	6	0	0	0
552	Police matter	1	0	0	0
554	Assist invalid	34	0	0	0
561	Unauthorized burning	3	0	0	0
600	Good intent call, other	3	0	0	0
611	Dispatched & canceled en route	16	0	0	0
6111	Dispatched & canceled en route-EMS	10	0	0	0
622	No incident found on arrival at dispatch address	4	0	0	0
631	Authorized controlled burning	6	1	0	0
651	Smoke scare, odor of smoke	4	0	0	0
700	False alarm or false call, other	14	0	0	0
715	Local alarm system, malicious false alarm	1	0	0	0
730	System malfunction, other	1	0	0	0
733	Smoke detector activation due to malfunction	2	0	0	0
735	Alarm system sounded due to malfunction	5	0	0	0
740	Unintentional transmission of alarm, other	3	0	0	0
743	Smoke detector activation, no fire - unintentional	5	0	0	0
745	Alarm system activation, no fire - unintentional	2	0	0	0
746	Carbon monoxide detector activation, no CO	3	0	0	0

Totals calls by property use:		Count	Arson	Aid given
NNN	None	2	0	
UUU	Undetermined	1	0	
000	Property use, other	5	0	
110	Fixed-use recreation places, other	1	0	
115	Roller rink: indoor or outdoor	1	0	
131	Church, mosque, synagogue, temple, chapel	7	0	
150	Public or government, other	4	0	
161	Restaurant or cafeteria	3	0	
210	Schools, non-adult, other	1	0	
213	Elementary school, including kindergarten	4	0	
215	High school/junior high school/middle school	4	0	
254	Day care, in commercial property	1	0	
311	24-hour care Nursing homes, 4 or more persons	99	0	
331	Hospital - medical or psychiatric	18	0	
340	Clinics, doctors offices, hemodialysis cntr, other	39	0	
361	Jail, prison (not juvenile)	11	0	
400	Residential, other	3	0	
419	1 or 2 family dwelling	505	0	
429	Multifamily dwelling	52	0	
449	Hotel/motel, commercial	4	0	
500	Mercantile, business, other	1	0	
511	Convenience store	7	0	
519	Food and beverage sales, grocery store	15	0	

Prepared: 4/06/16, 10:32:16

3/01/16 to 3/31/16

Program: FI263L

Totals calls by property use:		Count	Arson	Aid given
529	Textile, wearing apparel sales	1	0	
539	Household goods, sales, repairs	2	0	
549	Specialty shop	1	0	
559	Recreational, hobby, home repair sales, pet store	1	0	
569	Professional supplies, services	3	0	
579	Motor vehicle or boat sales, services, repair	2	0	
580	General retail, other	2	0	
592	Bank	1	0	
629	Laboratory or science laboratory	1	0	
669	Forest, timberland, woodland	1	0	
700	Manufacturing, processing	1	0	
900	Outside or special property, other	1	0	
931	Open land or field	12	0	
938	Graded and cared-for plots of land	4	0	
960	Street, other	37	0	
961	Highway or divided highway	8	0	
962	Residential street, road or residential driveway	12	0	
963	Street or road in commercial area	18	0	
965	Vehicle parking area	10	0	

Total calls by district:		Count	Arson
001	District One	157	0
002	District Two	114	0
003	District Three	62	0
004	District Four	101	0
005	District Five	171	0
006	DISTRICT SIX	143	0
007	District Seven	139	0
010	Outside City Area	19	0

Total calls by station:		Count	Aid given
001	Station #1	172	1
002	Station #2	151	0
003	Station #3	85	1
004	Station #4	120	4
005	Station #5	182	0
006	Station #6	154	0
007	Fire Prevention	7	0
777	Station #7	35	0

Total calls by shift:		Count
001	A Platoon	310
002	B Platoon	283
003	C Platoon	313

Total calls by action taken:		Count
00	Action taken, other	11
10	Fire control or extinguishment, other	2
11	Extinguishment by fire service personnel	14
12	Salvage & overhaul	1
14	Contain fire (wildland)	1

Total calls by action taken:		Count
17	Manage prescribed fire (wildland)	1
22	Rescue, remove from harm	1
30	Emergency medical services, other	19
31	Provide first aid & check for injuries	54
32	Provide basic life support (BLS)	29
33	Provide advanced life support (ALS)	597
34	Transport person	3
40	Hazardous condition, other	1
45	Remove hazard	1
52	Forcible entry	4
70	Assistance, other	1
71	Assist physically disabled	25
73	Provide manpower	14
74	Provide apparatus	1
78	Control traffic	2
81	Incident command	37
86	Investigate	50
87	Investigate fire out on arrival	6
92	Standby	5
93	Cancelled en route	26

Fire incidents with dollar loss:			Dollar loss	Dollar value
2016-0001741-000	3/02/16	Building fire 7018 S 252ND AVE, BROKEN ARROW, OK, 74014	501	330,000
2016-0001748-000	3/02/16	Grass fire INTR HIGHWAY 51 WB & N 9TH ST	2	2
2016-0001779-000	3/03/16	Grass fire INTR JASPER & S BEECH AVE	2	2
2016-0001789-000	3/03/16	Outside rubbish, trash or waste fire 4820 W UNIONTOWN ST, BROKEN ARROW, OK, 74012	2	2
2016-0001806-000	3/04/16	Brush or brush-and-grass mixture fire 5702 S 258TH AVE, WAGONER COUNTY, OK, 74014	2	975,001
2016-0001816-000	3/04/16	Construction or demolition landfill fire 9800 S LYNN LANE RD, BROKEN ARROW, OK, 74012	100	100,500
2016-0001864-000	3/06/16	Brush or brush-and-grass mixture fire 2604 E VANCOUVER ST, BROKEN ARROW, OK, 74014	200	110,000
2016-0001869-000	3/06/16	Grass fire 7500 S GARDENIA AVE, BROKEN ARROW, OK, 74011	2	2
2016-0001881-000	3/06/16	Brush or brush-and-grass mixture fire INTR 141ST & S 225TH AVE	20	55,000
2016-0001910-000	3/07/16	Building fire 2212 W MEMPHIS ST, BROKEN ARROW, OK, 74012	500	2,100
2016-0001971-000	3/09/16	Passenger vehicle fire 1927 W HOUSTON ST #8, BROKEN ARROW, OK, 74012	2	4,020
2016-0002187-000	3/17/16	Fire, other INTR ELM & W OAKLAND ST	2,001	2,001
2016-0002205-000	3/18/16	Building fire 408 E WASHINGTON ST, BROKEN ARROW, OK, 740120000	3,000	200,000
2016-0002238-000	3/19/16	Building fire 1417 W ROCKPORT ST, BROKEN ARROW, OK, 74012	1,001	450,000
2016-0002355-000	3/24/16	Building fire	237,500	375,000

Fire incidents with dollar loss:			Dollar loss	Dollar value
8226 S WRIGHT PL, BROKEN ARROW, OK, 74014				
2016-0002433-000	3/26/16	Mobile property (vehicle) fire, other	6,000	6,000
INTR HIGHWAY 51 & N OLIVE AVE				
2016-0002445-000	3/26/16	Passenger vehicle fire	1,505	5,005
INTR ELM & W ELGIN ST				
2016-0002508-000	3/28/16	Grass fire	101	101
INTR 23RD & E 37TH ST				
2016-0002513-000	3/28/16	Brush or brush-and-grass mixture fire	2	2
7062 S 337TH AVE, WAGONER COUNTY, OK, 74014				
2016-0002533-000	3/29/16	Brush or brush-and-grass mixture fire	2	590,000
5930 S 301ST AVE, WAGONER COUNTY, OK, 74014				
2016-0002547-000	3/29/16	Natural vegetation fire, other	2	2
1150 E LANSING ST, BROKEN ARROW, OK, 74012				
2016-0002601-000	3/31/16	Passenger vehicle fire	1,600	1,600
INTR 111TH & S 289TH AVE				
Totals:			22 incidents	254,047 3,206,340

Other incidents with dollar loss:			Dollar loss	Dollar value
2016-0002008-000	3/11/16	Police matter	2	2
4707 S 200TH AVE, BROKEN ARROW, OK, 74014				
2016-0002239-000	3/19/16	Authorized controlled burning	2	350,001
INTR 321ST & E 51ST ST				
2016-0002253-000	3/20/16	Authorized controlled burning	2	350,001
INTR 273RD & E 45TH ST				
2016-0002318-000	3/22/16	Unauthorized burning	2	275,000
8225 WRIGHT AVE, BROKEN ARROW, OK, 74014				
2016-0002501-000	3/28/16	Smoke detector activation, no fire - unintentional	2	2
6721 S 255TH AVE, WAGONER COUNTY, OK, 74014				
Totals:			5 incidents	10 975,006

2. GENERAL CORRESPONDENCE / NOTIFICATION



3. SPECIAL EVENTS / ACTIVITIES



From: Rooks, Thor
Sent: Friday, April 15, 2016 9:24 AM
To: Hooks, Jennifer
Cc: Esmond, Scott
Subject: NTC - Event Notice

Event Notice

April 16, 2016

Run, Jump, Throw (Track Meet) Event - BA Parks and Recreation Event
At the Broken Arrow Freshmen Academy.

Participants will compete in running events, standing long jump, and the softball throw.
FREE to participate but pre-registration is required.
Starts at 9am for ages 6-12 years old.

April 22, 2016

Resource Health Fair - Event sponsored by Broken Arrow Seniors, Inc.
At Central Park Community Center

Over 60 vendors will be onsite including the Health Screens sponsored by the BA Lions Club. Paper shredding also available and sponsored by Broken Arrow Police Department.
Starts at 9am ends at 2pm. All ages are welcome to attend.

April 23, 2016

Real Cloth Diaper Challenge - Sponsored by the Real Cloth Diaper Association
At Central Park Community Center.

This event is a trade show that promotes green living and a cloth diaper change. The Real Cloth Diaper Association is an organization promoting awareness of the environmental impacts of disposable diapers. More information can be found on their web site <http://realdiapers.org/diaper-facts> . This Guinness world record is being done all over the US regarding the most people at one time changing real cloth diapers on real children. Oklahoma had the largest turnout in the Country last year and Broken Arrow was the largest in Oklahoma.

Starts at 9am. Open to the general public. Free to attend and raffle prizes are available for a small fee.

May 7, 2016

Mom and Me Hike - BA Parks and Recreation Event
At Ray Herral Nature Center.

This event is geared towards mothers and their special child(ren). Participants will get a guided tour of the trails and build a nature craft to give to mom for Mothers Days.
Event times available: 2pm or 3:30pm Tickets are only \$5 per person. Kids 3 and under are free!

For more information check out our Facebook page, www.facebook.com/BAParksandRec .