

To: Honorable Mayor and City Councilors
From: Michael Spurgeon, City Manager
Date: May 13, 2016
Re: Notes to Council

1. STAFF REPORTS / ITEMS REQUIRING IMMEDIATE ATTENTION

- Fire Department Monthly Report – April 2016
- General Services Department Monthly Report – April 2016
- Staff Update – New Orleans Street to Reopen by 3:30pm Today


2. GENERAL CORRESPONDENCE / NOTIFICATION

- Press Release – Rooster Days Road Closure
- News Articles – Youth City Council Mock Meeting and Art District Growing

3. SPECIAL EVENTS / ACTIVITIES

- N/A

Respectfully submitted,



Michael L. Spurgeon

jmh
Attachments

1. STAFF REPORTS / ITEMS REQUIRING IMMEDIATE ATTENTION



INTEROFFICE MEMO

Broken Arrow Fire Department

To: Michael Spurgeon, City Manager
From: Office of the Fire Chief
Date: May 11, 2016
Re: April 2016 Monthly Report

Please see the attached reports detailing:

EMS Responses
Fire Responses
Fire Prevention Inspections
Fire Investigations
Fire & EMS Overview
Monthly Incident Summary Report



Broken Arrow Fire Department Monthly Report
April 2016

	<u>This Fiscal Year</u>	<u>Last Fiscal Year</u>	<u>Percentage Change</u>
EMS Responses	727	568	28%
Fire Responses	202	172	17%
Fire Prevention Inspections	68	45	51%
Fire Investigations	03	03	0%
Total Training Hours	10,937	4,295	154%



Broken Arrow Fire Department Monthly Report
April 2016

	Station	Assist Other Stations	Assist EMS	
District 1	37	13	97	This Month
	385	166	944	Total Fiscal Year
District 2	16	18	54	This Month
	406	119	750	Total Fiscal Year
District 3	24	06	27	This Month
	197	77	330	Total Fiscal Year
District 4	26	04	39	This Month
	289	66	455	Total Fiscal Year
District 5	31	14	100	This Month
	431	116	893	Total Fiscal Year
District 6	48	10	94	This Month
	364	98	825	Total Fiscal Year
District 7	39	08	102	This Month
	116	32	354	Total Fiscal Year
Total	221	73	513	This Month
	2188	674	4551	Total Fiscal Year
	7.4	2.4	17.1	Total Number Runs per Day



Broken Arrow Fire Department Monthly Report
April 2016

Fire Suppression Average Response Times

	This Month	Same Month Last F/Y	Total This F/Y	Total Last F/Y
Station #1 Eng 1	3:58	3:13	4:06	3:54
Station #2 Eng 2	5:00	6:12	4:51	5:35
Station #3 Eng 3	5:08	4:52	5:01	4:44
Station #4 Eng 4	6:47	5:45	7:02	6:08
Station #5 Eng 5	4:20	3:46	4:21	4:00
Station #6 Eng 6	4:21	4:55	4:36	4:54
Station #7 Eng 7	4:10	0:00	4:16	0:00
Total Average	4:49	4:47	4:53	4:52

BAFD Bench Mark Average Time - 1st in Engine 5:00, 2nd in Engine 7:00

Station #7 was put into service January 19, 2016 with each shift housing a crew of four (4) and an Engine.

EMERGENCY MEDICAL SERVICES

EMS Unit Run Destinations

Saint Francis - Tulsa	142	Hillcrest MC South	52
Saint Francis South	99	Hillcrest MC Tulsa	20
Saint John MC - Tulsa	97	OSU Medical Center	3
Saint John MC -BA	52		



Broken Arrow Fire Department Monthly Report
April 2016

EMS Runs by Type

	This Month	Same Month Last F/Y	Total This F/Y	Total Last F/Y
Numbers of Runs	727	568	7062	6519
Transports	470	406	4834	4714
Persons Treated	493	425	5047	4925
Cancelled En-route	36	18	238	188
EMS Suppression	98	104	1171	1236

EMS Average Response Times

	This Month	Same Month Last F/Y	Total This F/Y	Total Last F/Y
Station #1 Sq-1	3:24	3:45	3:35	3:55
Station #2 Sq-2	3:31	4:46	3:48	4:38
Station #3 Sq-3	3:58	4:07	4:06	4:16
Station #4 Sq-4	5:15	5:37	5:25	5:31
Station #5 Sq-5	4:01	4:11	3:57	4:04
Station #6 Sq-6	4:33	4:20	4:31	4:22
Total Average	4:07	4:27	4:13	4:27

BAFD Bench Mark Average Time 5:00

General information:

Total number of calls	Fire - 202	EMS - 668	Exposures - 0	Unknown - 0	All - 870
Average calls per day	Fire - 6.73	EMS - 22.26	All - 29.00		
Total number of arson calls	0				
Estimated dollar loss	Fire - 2,252,099	Other - 201	All - 2,252,300	Arson - 0	
Estimated value	Fire - 3,636,313	Other - 140,000	All - 3,776,313	Arson - 0	
Percentage saved	Fire - 38.06%	Other - 99.85%	All - 40.35%	Arson - .00%	
Total injuries	Fire service - 0	Civilian fire - 0	EMS - 0	Arson - 0	
Total fatalities	Fire service - 0	Civilian fire - 0		Arson - 0	
Total apparatus responses	Emergency - 1,666	Non-emergency - 183	All - 1,849		
Average responses per day	Emergency - 55.53	Non-emergency - 6.10	All - 61.63		
Average apparatus per call	Fire - 2.63	EMS - 1.96	All - 2.12		
Average turnout time	Emergency - 0:00:57	Non-emergency - 0:00:51	All - 0:00:56		
Average response time	Emergency - 0:05:03	Non-emergency - 0:04:37	All - 0:05:00		
Average contain time	Emergency - 0:17:07	Non-emergency - 0:00:00	All - 0:17:07		
Average total time	Emergency - 1:07:49	Non-emergency - 0:25:22	All - 1:03:46		
Total man hours	Fire - 396	EMS - 2,692	All - 3,088		
Average personnel per call	Fire - 6.49	EMS - 5.29	All - 5.57		
Total aid given calls	9				
Total aid received calls	0				

Total calls by incident group:

	Count	Average response time	Aid given	Exposures
100-173 Fire	28	0:06:05	1	0
200-251 Overpressure rupture, explosion, overheat - no fire	1	0:00:00	0	0
300-381 Rescue and emergency medical service incidents	668	0:04:57	4	0
400-482 Hazardous conditions (no fire)	17	0:04:11	0	0
500-571 Service call	46	0:04:43	0	0
600-672 Good intent call	67	0:02:10	3	0
700-751 and 7009 False alarm and false call	43	0:05:20	0	0

Total calls by incident type:

	Count	Aid given	Aid received	Exposures
100 Fire, other	3	1	0	0
111 Building fire	3	0	0	0
112 Fires in structure other than in a building	1	0	0	0
113 Cooking fire, confined to container	1	0	0	0
131 Passenger vehicle fire	4	0	0	0
138 Off-road vehicle or heavy equipment fire	1	0	0	0
142 Brush or brush-and-grass mixture fire	6	0	0	0
143 Grass fire	4	0	0	0
151 Outside rubbish, trash or waste fire	2	0	0	0
154 Dumpster or other outside trash receptacle fire	3	0	0	0
251 Excessive heat, scorch burns with no ignition	1	1	0	0
300 Rescue, EMS incident, other	15	0	0	0
311 Medical assist, assist EMS crew	2	0	0	0
321 EMS call, excluding vehicle accident with injury	599	4	0	0
322 Vehicle accident with injuries	29	0	0	0
323 Motor vehicle/pedestrian accident (MV Ped)	2	0	0	0
324 Motor vehicle accident with no injuries	19	0	0	0
331 Lock-in (if lock out, use 511)	1	0	0	0
381 Rescue or EMS standby	1	0	0	0
400 Hazardous condition, other	1	0	0	0
411 Gasoline or other flammable liquid spill	1	0	0	0
412 Gas leak (natural gas or LPG)	2	0	0	0

Prepared: 5/04/16, 16:26:55

4/01/16 to 4/30/16

Program: FI263L

Total calls by incident type:		Count	Aid given	Aid received	Exposures
413	Oil or other combustible liquid spill	1	0	0	0
422	Chemical spill or leak	1	0	0	0
424	Carbon monoxide incident	1	0	0	0
440	Electrical wiring/equipment problem, other	1	0	0	0
441	Heat from short circuit (wiring), defective/worn	2	0	0	0
442	Overheated motor	1	0	0	0
444	Power line down	3	0	0	0
445	Arcing, shorted electrical equipment	2	0	0	0
463	Vehicle accident, general cleanup	1	0	0	0
500	Service Call, other	1	0	0	0
512	Ring or jewelry removal	1	0	0	0
520	Water problem, other	1	0	0	0
531	Smoke or odor removal	4	0	0	0
542	Animal rescue	1	0	0	0
550	Public service assistance, other	1	0	0	0
551	Assist police or other governmental agency	2	0	0	0
552	Police matter	3	0	0	0
553	Public service	6	0	0	0
554	Assist invalid	21	0	0	0
561	Unauthorized burning	5	0	0	0
600	Good intent call, other	2	0	0	0
611	Dispatched & canceled en route	22	0	0	0
6111	Dispatched & canceled en route-EMS	22	3	0	0
622	No incident found on arrival at dispatch address	9	0	0	0
631	Authorized controlled burning	7	0	0	0
632	Prescribed fire	1	0	0	0
651	Smoke scare, odor of smoke	3	0	0	0
671	HazMat release investigation w/no HazMat	1	0	0	0
700	False alarm or false call, other	16	0	0	0
715	Local alarm system, malicious false alarm	1	0	0	0
733	Smoke detector activation due to malfunction	1	0	0	0
735	Alarm system sounded due to malfunction	5	0	0	0
736	CO detector activation due to malfunction	4	0	0	0
740	Unintentional transmission of alarm, other	1	0	0	0
743	Smoke detector activation, no fire - unintentional	9	0	0	0
745	Alarm system activation, no fire - unintentional	5	0	0	0
746	Carbon monoxide detector activation, no CO	1	0	0	0

Totals calls by property use:		Count	Arson	Aid given
NNN	None	14	0	
UUU	Undetermined	5	0	
000	Property use, other	4	0	
110	Fixed-use recreation places, other	1	0	
115	Roller rink: indoor or outdoor	1	0	
120	Variable-use amusement, recreation places, other	1	0	
122	Convention center, exhibition hall	1	0	
123	Stadium, arena	1	0	
131	Church, mosque, synagogue, temple, chapel	8	0	
141	Athletic/health club	3	0	
150	Public or government, other	6	0	
161	Restaurant or cafeteria	1	0	

Prepared: 5/04/16, 16:26:55

4/01/16 to 4/30/16

Program: FI263L

Totals calls by property use:		Count	Arson	Aid given
162	Bar or nightclub	1	0	
183	Movie theater	1	0	
210	Schools, non-adult, other	1	0	
211	Preschool	1	0	
213	Elementary school, including kindergarten	5	0	
215	High school/junior high school/middle school	1	0	
241	Adult education center, collegé classroom	3	0	
254	Day care, in commercial property	2	0	
311	24-hour care Nursing homes, 4 or more persons	100	0	
321	Mental retardation/development disability facility	8	0	
331	Hospital - medical or psychiatric	17	0	
340	Clinics, doctors offices, hemodialysis cntr, other	29	0	
341	Clinic, clinic-type infirmary	4	0	
361	Jail, prison (not juvenile)	4	0	
400	Residential, other	2	0	
419	1 or 2 family dwelling	433	0	
429	Multifamily dwelling	48	0	
449	Hotel/motel, commercial	2	0	
459	Residential board and care	3	0	
460	Dormitory-type residence, other	2	0	
500	Mercantile, business, other	6	0	
511	Convenience store	7	0	
519	Food and beverage sales, grocery store	17	0	
529	Textile, wearing apparel sales	3	0	
549	Specialty shop	4	0	
557	Personal service, including barber & beauty shops	1	0	
559	Recreational, hobby, home repair sales, pet store	4	0	
569	Professional supplies, services	1	0	
579	Motor vehicle or boat sales, services, repair	1	0	
592	Bank	2	0	
599	Business office	1	0	
600	Ind., utility, defense, agriculture, mining, other	2	0	
700	Manufacturing, processing	1	0	
800	Storage, other	1	0	
900	Outside or special property, other	1	0	
931	Open land or field	10	0	
936	Vacant lot	1	0	
938	Graded and cared-for plots of land	2	0	
940	Water area, other	1	0	
960	Street, other	46	0	
961	Highway or divided highway	3	0	
962	Residential street, road or residential driveway	17	0	
963	Street or road in commercial area	15	0	
965	Vehicle parking area	9	0	
981	Construction site	1	0	
Total calls by district:		Count	Arson	
001	District One	171	0	
002	District Two	97	0	
003	District Three	59	0	
004	District Four	79	0	

Prepared: 5/04/16, 16:26:55

4/01/16 to 4/30/16

Program: FI263L

Total calls by district:		Count	Arson
005	District Five	166	0
006	DISTRICT SIX	151	0
007	District Seven	130	0
010	Outside City Area	17	0

Total calls by station:		Count	Aid given
001	Station #1	173	1
002	Station #2	139	0
003	Station #3	96	0
004	Station #4	105	5
005	Station #5	178	2
006	Station #6	142	1
007	Fire Prevention	10	0
777	Station #7	27	0

Total calls by shift:		Count
001	A Platoon	295
002	B Platoon	287
003	C Platoon	288

Total calls by action taken:		Count
00	Action taken, other	21
10	Fire control or extinguishment, other	1
11	Extinguishment by fire service personnel	20
22	Rescue, remove from harm	3
23	Extricate, disentangle	1
30	Emergency medical services, other	46
31	Provide first aid & check for injuries	36
32	Provide basic life support (BLS)	32
33	Provide advanced life support (ALS)	523
34	Transport person	4
41	Identify, analyze hazardous materials	1
43	Hazardous materials spill control and confinement	1
45	Remove hazard	1
52	Forcible entry	1
61	Restore municipal services	1
63	Restore fire alarm system	3
64	Shut down system	1
71	Assist physically disabled	22
73	Provide manpower	10
81	Incident command	27
82	Notify other agencies.	1
84	Refer to proper authority	1
85	Enforce codes	1
86	Investigate	53
87	Investigate fire out on arrival	11
92	Standby	4
93	Cancelled en route	44

Apparatus totals:

Emergency	Average	Non-emergency	Average	Total	Average	Average	Average
-----------	---------	---------------	---------	-------	---------	---------	---------

Prepared: 5/04/16, 16:26:55

4/01/16 to 4/30/16

Program: FI263L

Apparatus totals:

Apparatus	Emergency responses	Average per day	Non-emergency responses	Average per day	Total responses	Average per day	Average turnout	Average response
BT2	8	.26	1	.03	9	.30	0:00:51	0:05:19
BT3	5	.16	2	.06	7	.23	0:02:00	0:07:27
BT4	14	.46	5	.16	19	.63	0:01:20	0:09:27
BT5	8	.26	0	.00	8	.26	0:01:15	0:09:21
BT6	18	.60	0	.00	18	.60	0:00:40	0:05:33
E1	144	4.80	17	.56	161	5.36	0:01:01	0:04:11
E3	44	1.46	12	.40	56	1.86	0:00:58	0:05:44
E4	69	2.30	5	.16	74	2.46	0:00:53	0:06:50
E5	123	4.10	19	.63	142	4.73	0:01:03	0:04:54
E7	138	4.60	18	.60	156	5.20	0:00:57	0:04:31
FD211	11	.36	1	.03	12	.40	0:01:49	0:10:36
FD212	39	1.30	2	.06	41	1.36	0:00:30	0:06:24
FD312	4	.13	0	.00	4	.13	0:00:03	0:04:42
FD313	6	.20	1	.03	7	.23	0:00:02	0:16:22
FD314	6	.20	0	.00	6	.20	0:11:01	0:21:29
LAD2	78	2.60	12	.40	90	3.00	0:00:54	0:05:40
LAD6	134	4.46	8	.26	142	4.73	0:01:02	0:06:01
RES1	11	.36	2	.06	13	.43	0:01:57	0:06:33
SQD1	159	5.30	18	.60	177	5.90	0:01:15	0:05:24
SQD2	149	4.96	15	.50	164	5.46	0:01:06	0:06:13
SQD3	91	3.03	11	.36	102	3.40	0:00:57	0:06:12
SQD4	105	3.50	1	.03	106	3.53	0:01:21	0:07:31
SQD5	165	5.50	23	.76	188	6.26	0:01:08	0:05:37
SQD6	137	4.56	10	.33	147	4.90	0:01:16	0:06:19

Fire incidents with dollar loss:

Incident ID	Date	Description	Dollar loss	Dollar value
2016-0002631-000	4/01/16	Off-road vehicle or heavy equipment fire 704 W ELGIN ST, BROKEN ARROW, OK, 74012	101	91,000
2016-0002637-000	4/01/16	Dumpster or other outside trash receptacle fire 21240 E 46TH ST, BROKEN ARROW, OK, 74014	2	2
2016-0002650-000	4/02/16	Passenger vehicle fire 1700 W DETROIT ST, BROKEN ARROW, OK, 740120000	80,500	80,500
2016-0002664-000	4/02/16	Fire, other 1035 N OAK CT, BROKEN ARROW, OK, 74012	201	201
2016-0002720-000	4/04/16	Grass fire 1651 E OMAHA ST, BROKEN ARROW, OK, 74012	2	2
2016-0002773-000	4/06/16	Outside rubbish, trash or waste fire INTR NORMAN & N ASH AVE	2	2
2016-0002804-000	4/07/16	Brush or brush-and-grass mixture fire 244 E FT WORTH ST, BROKEN ARROW, OK, 74012	2	145,000
2016-0002856-000	4/09/16	Fires in structure other than in a building 317 N 6TH ST, BROKEN ARROW, OK, 74012	5,000	5,000
2016-0002871-000	4/10/16	Cooking fire, confined to container 1401 E COLLEGE ST, BROKEN ARROW, OK, 74012	2	101,000
2016-0002930-000	4/12/16	Dumpster or other outside trash receptacle fire 624 W KENOSHA ST, BROKEN ARROW, OK, 74012	101	1,501
2016-0002938-000	4/12/16	Grass fire 4 MUSKOGEE TURNPIKE, BROKEN ARROW, OK, 74014	2	200,001
2016-0002983-000	4/14/16	Fire, other	508	251,000

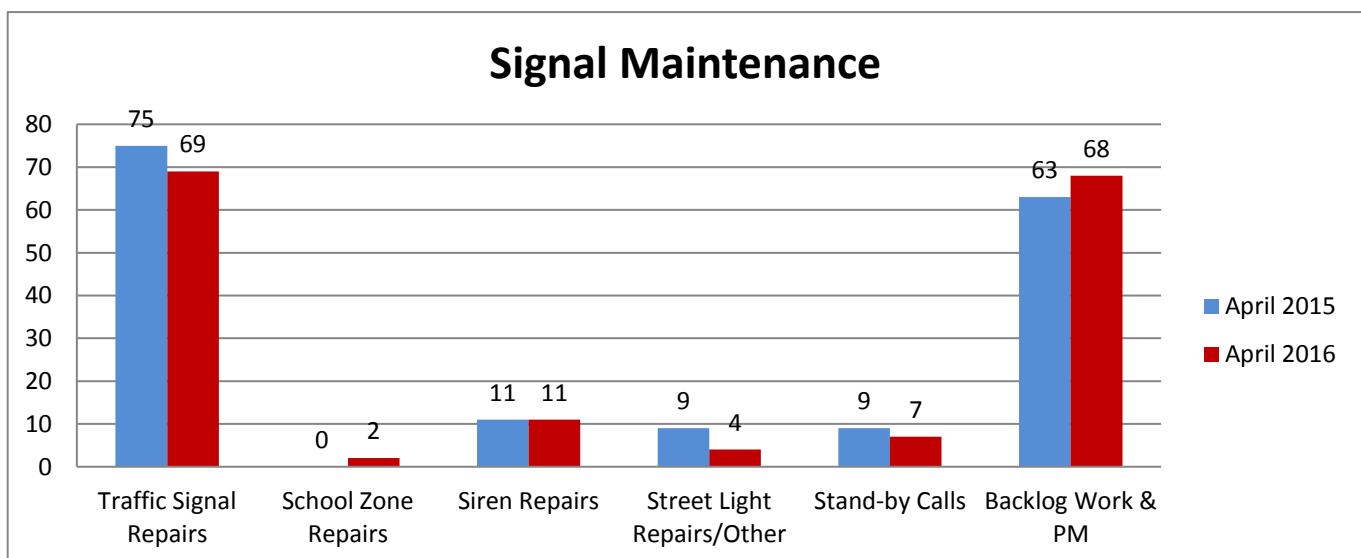
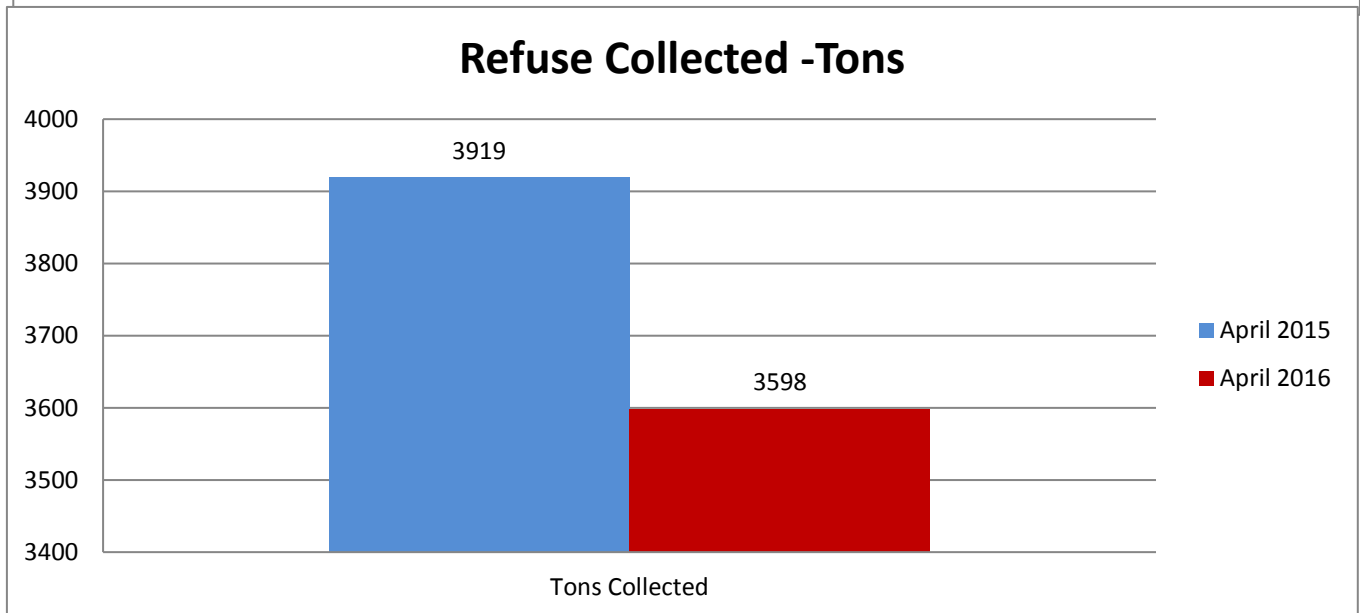

Prepared: 5/04/16, 16:26:55

4/01/16 to 4/30/16

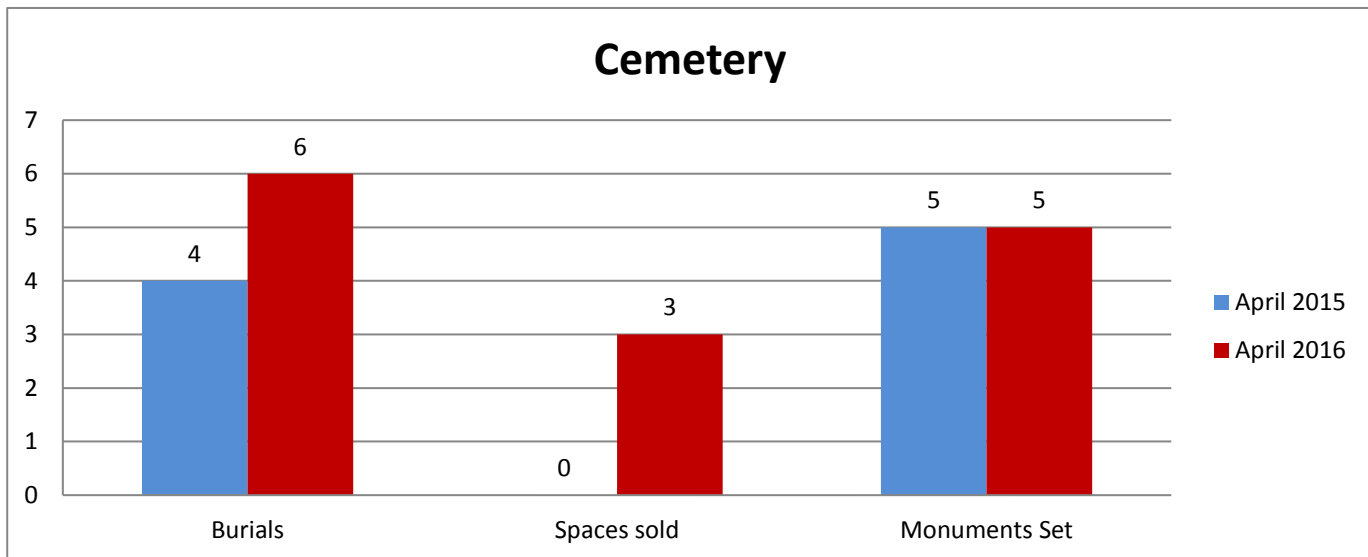
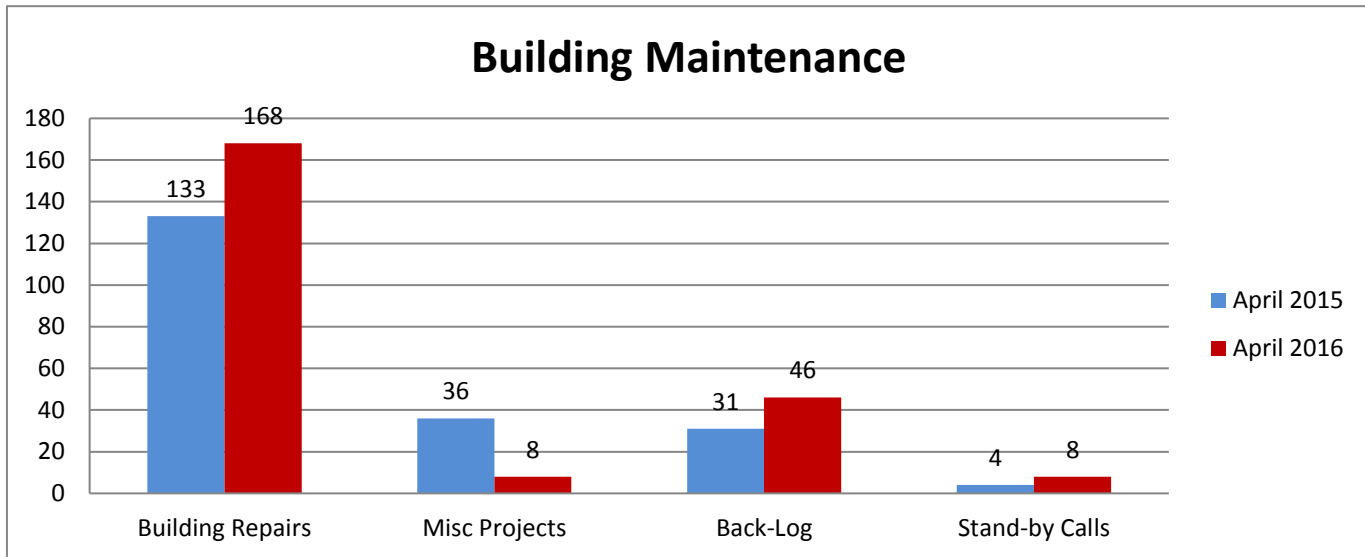
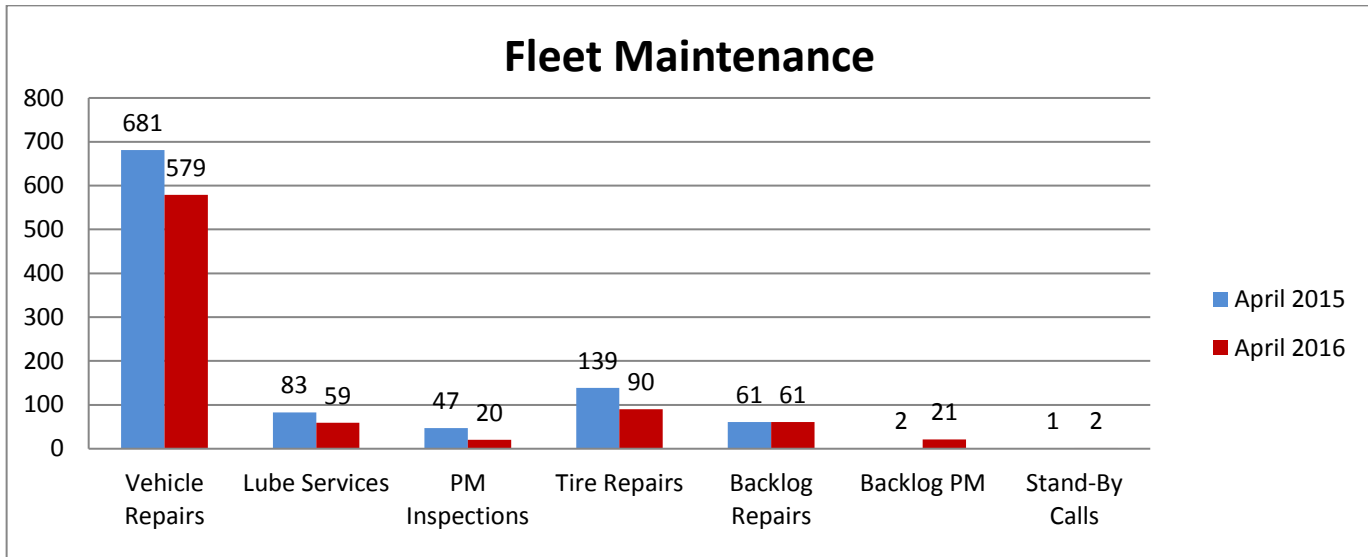
Program: FI263L

Fire incidents with dollar loss:			Dollar loss	Dollar value
2131 W JASPER ST #A2, BROKEN ARROW, OK, 74011				
2016-0002990-000	4/14/16	Brush or brush-and-grass mixture fire	2	2
8344 S WRIGHT AVE, BROKEN ARROW, OK, 74014				
2016-0003007-000	4/15/16	Passenger vehicle fire	5,500	5,500
2002 ARCHDALE ST, BROKEN ARROW, OK, 74014				
2016-0003029-000	4/15/16	Outside rubbish, trash or waste fire	2	2
1101 N ASTER AVE, BROKEN ARROW, OK, 74012				
2016-0003071-000	4/17/16	Building fire	40,000	40,000
6811 S 236TH AVE, WAGONER COUNTY, OK, 74014				
2016-0003086-000	4/18/16	Building fire	2,050,000	2,050,000
16006 E 131ST ST, BROKEN ARROW, OK, 740120000				
2016-0003211-000	4/22/16	Brush or brush-and-grass mixture fire	2	60,000
26700 E 61ST ST, WAGONER COUNTY, OK, 74014				
2016-0003240-000	4/23/16	Grass fire	20	225,000
1100 S 28TH ST, BROKEN ARROW, OK, 74014				
2016-0003242-000	4/23/16	Passenger vehicle fire	12,050	12,100
1900 E HILLSIDE DR, BROKEN ARROW, OK, 74012				
2016-0003470-000	4/30/16	Building fire	40,000	350,000
7208 S REDBUD AVE, BROKEN ARROW, OK, 74012				
2016-0003480-000	4/30/16	Passenger vehicle fire	18,100	18,500
2400 N 9TH ST, BROKEN ARROW, OK, 74012				
Totals:			22 incidents	2,252,099 3,636,313
Other incidents with dollar loss:			Dollar loss	Dollar value
2016-0002944-000	4/13/16	Alarm system sounded due to malfunction	201	140,000
512 S REDBUD AVE, BROKEN ARROW, OK, 74012				
Totals:			1 incidents	201 140,000

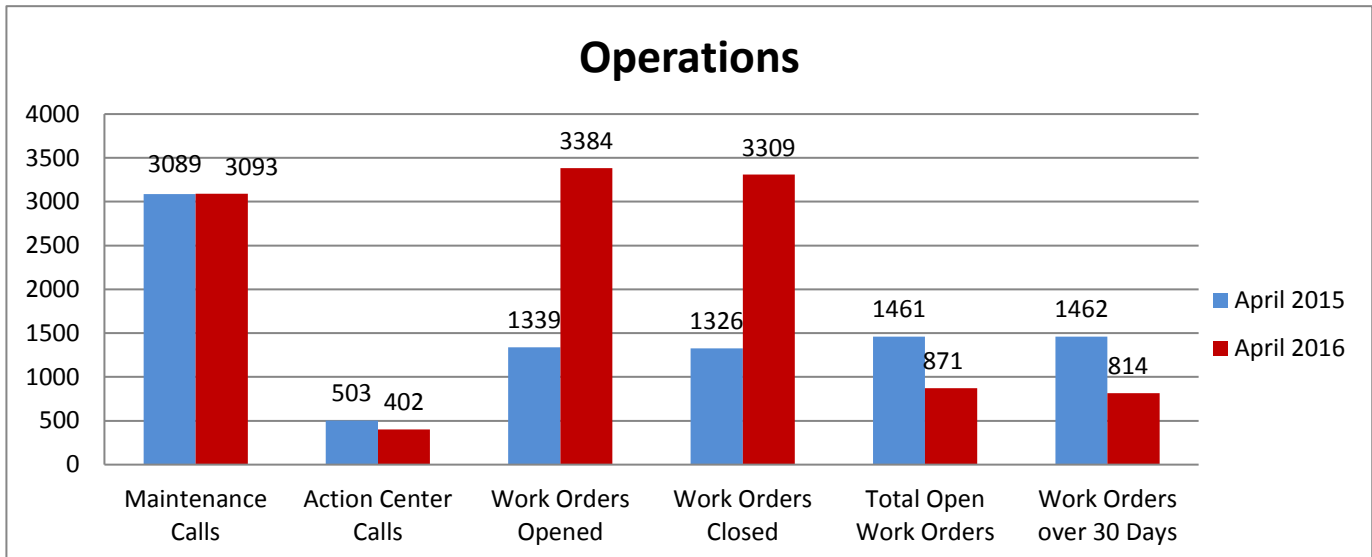
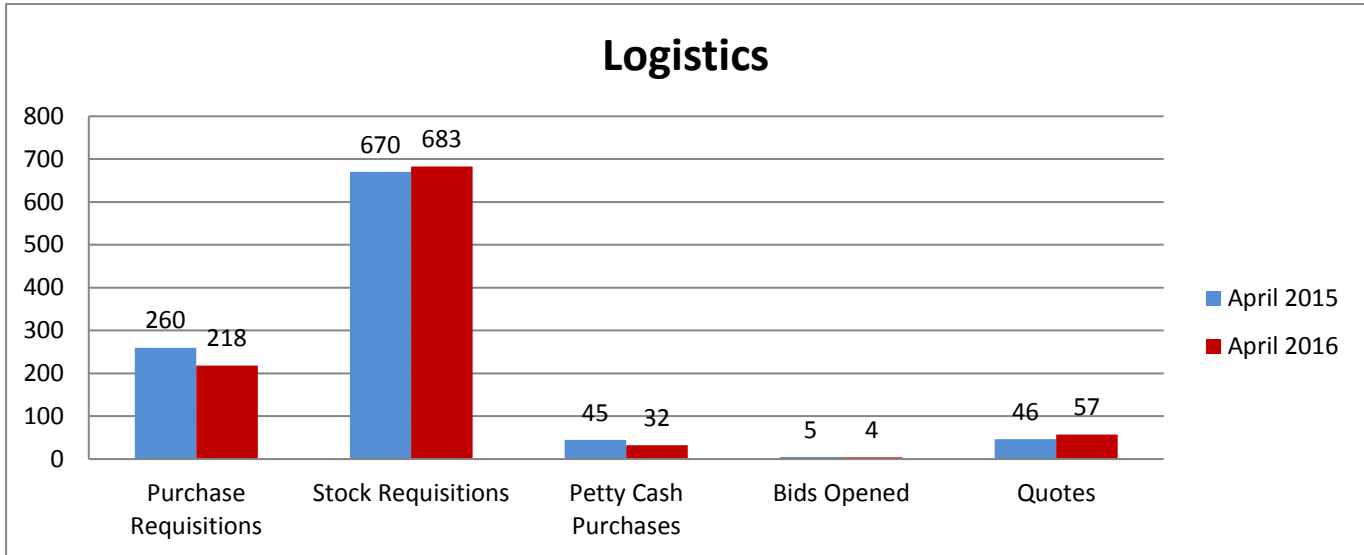
General Services Monthly Report April 2016



General Services Monthly Report April 2016



General Services Monthly Report April 2016



Hooks, Jennifer

From: Flasch, Krista
Sent: Friday, May 13, 2016 2:26 PM
To: Hooks, Jennifer
Subject: FW: New Orleans to reopen by 3:30 pm today

From: Flasch, Krista
Sent: Friday, May 13, 2016 2:25 PM
To: Flasch, Krista <KFlasch@brokenarrowok.gov>
Subject: New Orleans to reopen by 3:30 pm today

All,

Please be advised that New Orleans (101st) Street between 18th and 23rd Street, which was closed on April 21 due to a main sewer line break, will reopen **today** by 3:30 p.m.

The section of line that failed was right under the road, which is why it had to be closed. An 80 foot section of sewer line was replaced last week. Crews today are finishing up the last of the road repair work.

Krista Flasch

Director of Communications
City of Broken Arrow
Office: 918-259-2400 ext. 5309
Mobile: 918-409-7771



2. GENERAL CORRESPONDENCE / NOTIFICATION



Contact: Krista Flasch
Director of Communications
City of Broken Arrow
Phone: (918) 259-2400, ext. 5309
Mobile: (918) 409-7771
Fax: (918) 259-8226

Rooster Days Festival, Parade to Close Portions of Main Street

Broken Arrow, Okla. (5/11/2016) – The 85th annual Rooster Days Festival is set to begin this Thursday, May 12. Please be advised of the following road closures.

FESTIVAL ROAD CLOSURE

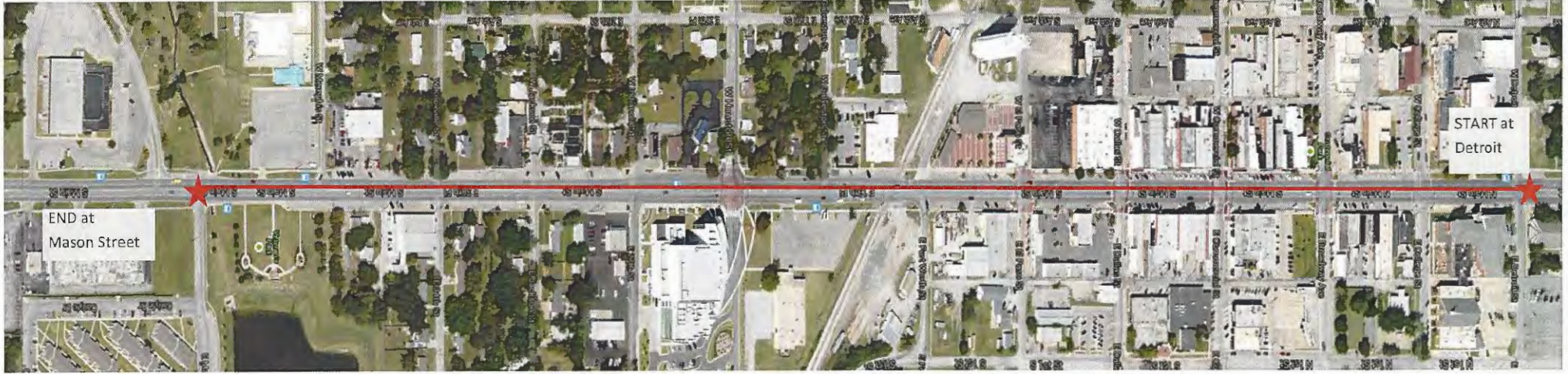
S. Main Street between E. Mason Drive and W. Pittsburg Place will be closed for the duration of the Rooster Days Festival, which runs Thursday - Saturday, May 12 - 14.

PARADE ROAD CLOSURE

S. Main Street from E. Detroit Street to E. Mason Drive will be closed beginning at 7:00 a.m. on Saturday, May 14 for the Rooster Days Parade. The road will reopen after the parade ends.

For Rooster Days hours and carnival information, visit <http://roosterdays.com/>.

###



The Rooster Days Parade will march down Main Street. Parade line up will be from Detroit to Broadway. The Parade route will be from Broadway to Mason Street.

TTU
THE CREDIT UNION MARKET

ROOSTER DAYS
FESTIVAL

BROKEN ARROW CHAMBER

Central Park • 1500 South Main Street
Broken Arrow OK

A. SKT Concessions #2
B. Connie's Concessions
C. Wild Goose Concessions #2
D. Sundae Factory
E. Karen's Concessions #2
F. Tulsa Kettle Corn
G. SKT Concessions #1
H. Garry's Fun Food Concessions
I. Hoopigarnier Concession
J. Deb's Pineapple Whip
K. Wild Goose Concessions #1
L. Bierocks
M. Karen's Concessions #1
N. Dippin' Dots
O. Kona Ice

(Food and drinks also available in carnival area)
*** All vendor locations subject to change**

Park Hours

Thursday May 12 - 4:00pm - 10:00pm
Friday, May 13 - 4:00pm to 11:00pm
Saturday, May 14 - 10:00 am to 11:00 pm

Carnival Hours

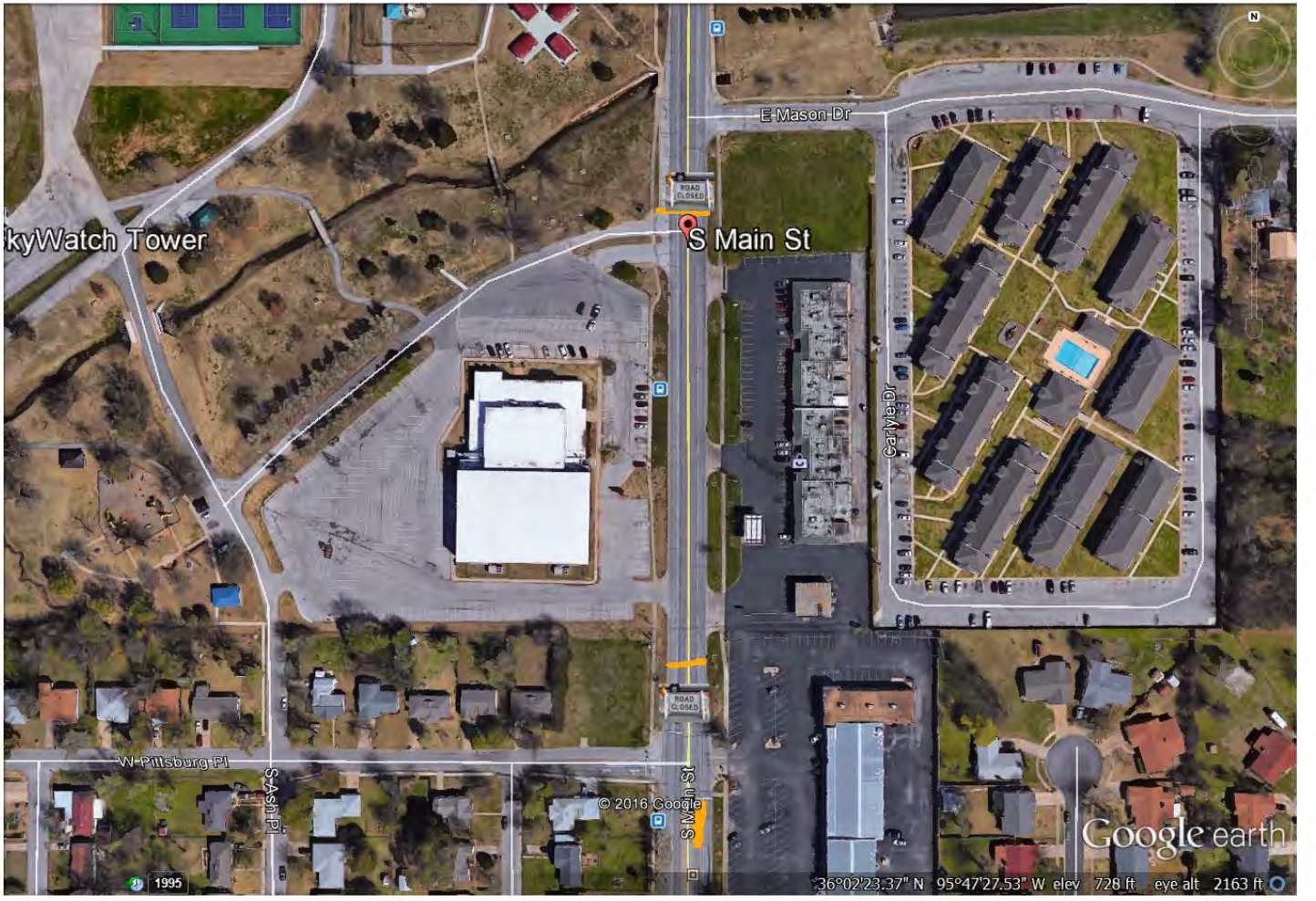
Thursday May 12 - 4:00pm - 10:00pm
Friday, May 13 - 4:00pm to 10:00pm
Saturday, May 14 - 10:00am to 10:00pm

MAP LEGEND

- Food Vendor
- Portable Restrooms
- Beer Tent
- Restricted Area
- Marketplace Entrance
- Outdoor Vendor
- Souvenir T-Shirts and Roscoe Meet & Greet

Airco Service Inc. • Wellspring Family Clinic • Flight Safety International • Broken Arrow Ledger

Friends of Jim Bridenstine • Lamar Advertising • Nelson Nissan • AVB Bank • Harmon Insurance • Communication Federal Credit Union • Arvest • Woods & Associates
Magnum Construction • Stokely Outdoor • St. John Broken Arrow • New Leaf Wellness • Rural Water District #4 • Saint Francis Hospital South • Republic Services • River Spirit Casino
Zeeco • The HUB Gym • Reasers • Santa Fe Cattle Co. • Chinowth & Cohan Realtors • Sports U Performance Training • Smarter Media • Tulsa Federal Credit Union





INTEROFFICE MEMO

To: Honorable Mayor and City Councilors

From: Jennifer Hooks, Executive Assistant to the City Manager

Date: May 13, 2016

Re: Broken Arrow News

Please find the attached articles regarding last week’s Mock Youth City Council meeting, and the unveiling of the bronze rooster sculpture on Main Street yesterday.

Respectfully submitted,

Jennifer Hooks

Attachments

Youth City Council ran a mock meeting

By John Ferguson News Editor john.ferguson@baledger.com | Posted: Sunday, May 8, 2016 4:28 pm

Mayor Grace Robinson faced all the slings and arrows associated with running the Broken Arrow City Council on May 2. The only difference in this meeting that it was the Youth City Council's mock meeting.

It may not have counted, but Robinson and the rest of the "council members" ran a meeting like their official counterparts. They faced tough decisions on zoning and listened to pleas from a new church pastor, a chamber representative and a land owner with a broken knee.

"It's been a ride," said Robinson after the mock meeting.

How did Mayor Robinson prepare?

"I watched online and tried to keep it as much to the real thing," said Robison, who will attend the Air Force Academy next fall.

The juniors and seniors did a good job of handling regular city duties and problems. The group spent the year learning city operation and some even attended meetings in Washington, D.C.

The YCC also presented its "Big Idea" to hold citizen meetings on a regular basis so the regular council could stay close to the people they serve.

The public forums will be held in April and October. The regular council approved the idea.

Members of the YCC this year were: Caleb Elder, Cameron Elder, Cale Ensminger, Winchell Gallardo, Maureen Hanes, Cara Ho, Corinne Honeyman, Eric McKinney, Precious Okourwa, Braden Price, Jonathan Robert, Brent Shafer, Elizabeth Dana Thomas, Zarrria Young and Robinson.

Those who wish to be part of the YCC for the 2016-17 school year should apply online at the City of Broken Arrow website.



2016-05-11 bal-p1youthcouncil

DISCUSSION— Mayor Grace Robinson, right, gets a smile from City Manager Precious Okourwa during the Youth City Council's mock meeting. Related photos on page 8. JOHN FERGUSON/BA Ledger

• Art programs growing in BA's Rose District

by: Hector Mejia Updated: May 12, 2016 - 7:14 PM



○

FOX23 Facebook

- Leaders unveiled a \$30,000 bronze rooster sculpture at Dallas and Main
- The sculpture sits across from a building that will be an art center
- Additional plans for a mixed-use space go up for contract bidding on Tuesday

Additions to enhance art in Broken Arrow have been happening and planned.

City leaders unveiled a brand-new state Thursday. A bronze rooster sculpture sets at Dallas and Main. The \$30,000 sculpture was funded primarily by private donors.

WATCH the unveiling of the statue:

Leaders say roosters are part of the area's history, dating back 85 years when farmers sold them along Main Street. The unveiling also happened on the **opening day of the Rooster Days festival.**

In addition to the new statue, an art center is in early planning stages, right across from the sculpture. More business are popping up along Main Street, earning the city about 12 times as much tax revenue.

With part of that revenue, the city is accepting bids for work on a mixed-use space nearby.
