


To: Honorable Mayor and City Councilors

From: Russell Gale, Acting City Manager 

Date: March 13, 2015

Re: Notes to Council

1. STAFF REPORTS / ITEMS REQUIRING IMMEDIATE ATTENTION

- BAPD Calls for Service Report – February 2015
- BAFD Monthly Report – February 2015
- General Services Monthly Report – February 2015

2. GENERAL CORRESPONDENCE / NOTIFICATION

- Press Release: Rose District Farmers Market Giving Away Reusable Shopping Bags at the Home & Garden Show
- Press Release: Mayor Thurmond Chosen to Serve on National Election Task Force
- News Article: Broken Arrow's Schools, Parks, Safety Combine to Make City an Attractive Locale

3. SPECIAL EVENTS / ACTIVITIES

- Vietnam Veterans Day Recognition Ceremony, March 19 at 7:00 p.m.
- Upcoming Rose District Events

Respectfully submitted,



Russell Gale

jmh
Attachments

1. STAFF REPORTS / ITEMS REQUIRING IMMEDIATE ATTENTION



To: Russell Gale, Interim City Manager

From: David N. Boggs, Chief of Police 

Date: March 10, 2015

Re: **Calls for Service**

Attached please find:

- BAPD Calls for Service Report – February, 2015

DNB:trl

Attachment



Broken Arrow Police Department February 2015 Calls For Service



Calls for Service	Priority 1	Priority 2	Priority 3	Priority 4	Priority 5	Animal Control
1st Shift (10pm - 8am)*						
Beat 1	16	5	118	41	42	0
Beat 2	4	3	198	46	181	0
Beat 3	8	0	63	23	33	18
Beat 4	10	8	79	41	49	1
Beat 5	6	1	48	25	17	0
Beat 6	2	3	25	7	55	0
Beat 7	11	11	76	35	36	0
Beat 8	4	0	25	9	20	0
Other	1	1	11	3	8	0
	62	32	643	230	441	19
1st Shift average response time per priority						
	Priority 1	Priority 2	Priority 3	Priority 4	Priority 5	Animal Control
Call Received to Dispatch	0:01:11	0:01:02	0:03:48	0:02:00	0:04:45	0:06:00
Dispatch to Arrival	0:04:31	0:04:18	0:05:39	0:07:34	0:04:39	0:06:33
Call Start to Arrival (2/2015)	0:05:42	0:05:22	0:09:33	0:09:45	0:08:51	0:12:33
Call Start to Arrival (2/2014)	0:05:07	0:04:34	0:09:58	0:10:45	0:06:18	0:50:09
1st Shift Feb. Total Calls		1439	(786 were self-initiated calls)			
2nd Shift (7am - 5pm)*						
Beat 1	11	20	288	99	48	10
Beat 2	22	8	393	159	399	15
Beat 3	12	3	103	46	67	116
Beat 4	10	5	242	80	148	21
Beat 5	9	4	92	33	31	2
Beat 6	6	0	69	22	115	5
Beat 7	6	17	179	96	43	34
Beat 8	6	0	57	26	38	11
Other	1	1	12	8	14	6
	83	58	1435	569	903	220
2nd Shift average response time per priority						
	Priority 1	Priority 2	Priority 3	Priority 4	Priority 5	Animal Control
Call Received to Dispatch	0:01:33	0:01:48	0:05:34	0:06:19	0:05:19	0:15:59
Dispatch to Arrival	0:05:25	0:06:07	0:07:59	0:09:22	0:05:51	0:19:28
Call Start to Arrival (2/2015)	0:07:00	0:08:01	0:13:33	0:16:31	0:11:33	0:31:54
Call Start to Arrival (2/2014)	0:07:32	0:06:32	0:12:51	0:15:41	0:08:20	0:24:15
2nd Shift Feb. Total Calls		3298	(1814 were self-initiated calls)			

* There is some overlap in reponse numbers because all three shifts overlap.

*Total call and self-initiated call amounts include priority 7 calls.



Broken Arrow Police Department February 2015 Calls For Service



Calls for Service	Priority 1	Priority 2	Priority 3	Priority 4	Priority 5	Animal Control
3rd Shift (3pm - 1am)*						
Beat 1	30	19	321	78	67	8
Beat 2	23	5	370	85	312	6
Beat 3	22	3	114	28	37	17
Beat 4	21	7	212	54	109	7
Beat 5	10	6	87	26	18	3
Beat 6	14	1	67	17	65	2
Beat 7	25	13	198	88	80	16
Beat 8	8	3	77	26	7	3
Other	1	1	8	9	29	2
	154	58	1454	411	724	64
3rd Shift average response time per priority						
	Priority 1	Priority 2	Priority 3	Priority 4	Priority 5	Animal Control
Call Received to Dispatch	0:01:50	0:01:07	0:07:19	0:08:18	0:06:06	0:05:51
Dispatch to Arrival	0:05:16	0:04:38	0:06:54	0:08:29	0:05:12	0:18:16
Call Start to Arrival (2/2015)	0:07:07	0:05:47	0:14:15	0:17:38	0:12:13	0:24:38
Call Start to Arrival (2/2014)	0:06:03	0:05:39	0:12:48	0:16:48	0:13:43	0:19:00
3rd Shift Feb. Total Calls		2907	(1418 were self-initiated calls)			

Definitions

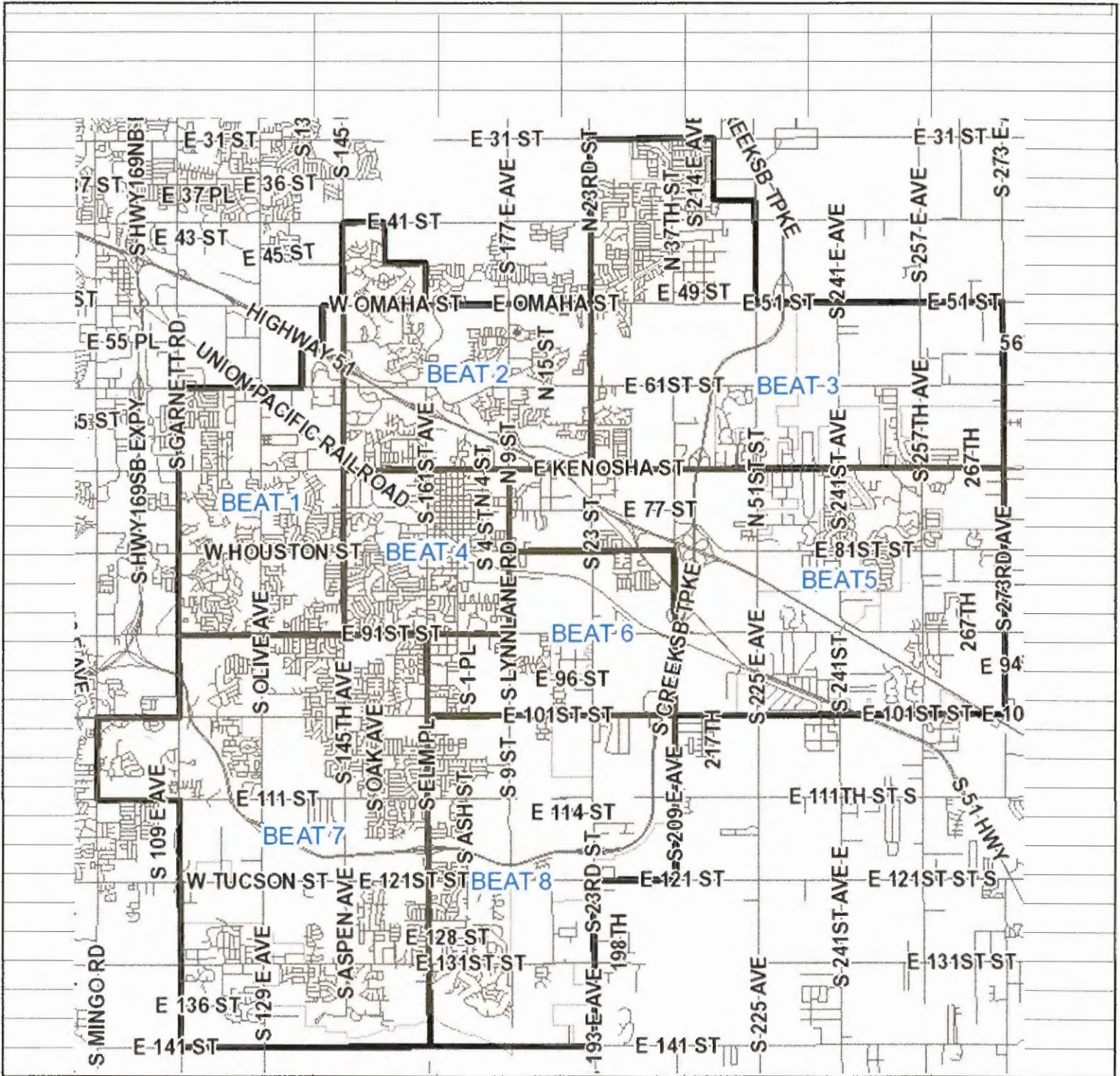
- Priority 1 =** Crimes in progress involving life threatening circumstances and situations that produce or are likely to produce serious bodily injury or death to any person.
- Priority 2 =** Crimes in progress or that have just occurred, incidents in progress that present the potential for injury or property damage/loss, situations where the suspect is still at the scene or in the area and will elude apprehension or create the potential for injury or property damage if the police do not arrive rapidly, incidents where an officer is needed to secure a scene or witnesses, and incidents where there is a need for crowd control or traffic control which, if not done immediately, would create the imminent potential for injury or property damage/loss.
- Priority 3 =** Crimes against people that are misdemeanors in progress or that have just occurred, reports of recent felony crimes, suspicious circumstances with no threat of injury, and incidents that do not require an officer immediately, but need investigation, mediation, or intervention.
- Priority 4 =** Property or service related calls for an officer to respond that cannot be handled by telephone, misdemeanor reports when caller demands officer or when an officer needs to investigate the scene or interview witnesses, and requests for officers that do not require a quick response.
- Priority 5 =** Primarily Officer initiated calls or ten codes used for in-house purposes.

* There is some overlap in response numbers because all three shifts overlap.

*Total call and self-initiated call amounts include priority 7 calls.



Broken Arrow Police Department February 2015 Calls For Service



* There is some overlap in response numbers because all three shifts overlap.
 *Total call and self-initiated call amounts include priority 7 calls.

INTEROFFICE MEMO

Broken Arrow Fire Department

To: Russell Gale, Acting City Manager
From: Jeremy K. Moore Fire Chief
Date: March 13, 2015
Re: February 2015 Monthly Report

Please see the attached reports detailing

EMS Responses
Fire Responses
Fire Prevention Inspections
Fire Investigations
Fire & EMS Overview
Monthly Incident Summary Report



Broken Arrow Fire Department Monthly Report
February 2015

	<u>This Fiscal Year</u>	<u>Last Fiscal Year</u>	<u>Percentage Change</u>
EMS Responses	628	659	-5%
Fire Responses	182	187	-3%
Fire Prevention Inspections	36	56	-36%
Fire Investigations	06	03	100%
Total Training Hours	514.5	4915	-89%



Broken Arrow Fire Department Monthly Report
February 2015

	Station	Assist Other Stations	Assist EMS	
District 1	38	16	75	This Month
	282	130	597	Total Fiscal Year
District 2	49	14	91	This Month
	421	89	664	Total Fiscal Year
District 3	22	04	31	This Month
	160	77	250	Total Fiscal Year
District 4	27	06	32	This Month
	235	33	321	Total Fiscal Year
District 5	31	10	94	This Month
	324	67	697	Total Fiscal Year
District 6	36	06	74	This Month
	329	69	616	Total Fiscal Year
Total	203	56	397	This Month
	1751	465	3145	Total Fiscal Year
	7.3	2.0	14.2	Total Number Runs per Day



Broken Arrow Fire Department Monthly Report
February 2015

Fire Suppression Average Response Times

	This Month	Same Month Last F/Y	Total This F/Y	Total Last F/Y
Station #1 Eng 1	4:29	4:34	4:26	4:25
Station #2 Eng 2	5:14	5:46	4:57	5:29
Station #3 Eng 3	4:39	5:35	4:40	5:26
Station #4 Eng 4	5:54	6:21	5:39	6:18
Station #5 Eng 5	4:04	4:53	4:05	4:32
Station #6 Eng 6	4:40	5:29	4:45	4:59
Total Average	4:50	5:26	4:45	5:11

BAFD Bench Mark Average Time - 1st in Engine 5:00, 2nd in Engine 7:00

EMERGENCY MEDICAL SERVICES

EMS Unit Run Destinations

Saint Francis - Tulsa	139	Hillcrest MC South	66
Saint Francis South	99	Hillcrest MC Tulsa	15
Saint John MC - Tulsa	73	OSU Medical Center	4
Saint John MC -BA	72		



Broken Arrow Fire Department Monthly Report
February 2015

EMS Runs by Type

	<u>This</u> <u>Month</u>	<u>Same</u> <u>Month</u> <u>Last F/Y</u>	<u>Total</u> <u>This F/Y</u>	<u>Total</u> <u>Last F/Y</u>
Numbers of Runs	626	659	5313	5031
Transports	497	489	3837	3863
Persons Treated	509	521	4007	4032
Cancelled En-route	13	20	160	92
EMS Suppression	120	117	1027	1024

EMS Average Response Times

	<u>This</u> <u>Month</u>	<u>Same</u> <u>Month</u> <u>Last F/Y</u>	<u>Total</u> <u>This F/Y</u>	<u>Total</u> <u>Last F/Y</u>
Station #1 Sq-1	4:07	4:00	4:09	4:06
Station #2 Sq-2	4:26	4:32	4:24	4:42
Station #3 Sq-3	4:29	4:23	4:29	4:25
Station #4 Sq-4	5:31	5:42	5:18	5:31
Station #5 Sq-5	3:48	3:37	3:49	3:42
Station #6 Sq-6	4:35	4:28	4:29	4:28
Total Average	4:29	4:26	4:26	4:28

BAFD Bench Mark Average Time 5:00

General information:

Total number of calls	Fire - 182	EMS - 596	Exposures - 0	Unknown - 0	All - 778
Average calls per day	Fire - 6.50	EMS - 21.28	All - 27.78		
Total number of arson calls	2				
Estimated dollar loss	Fire - 107,438	Other - 4	All - 107,442	Arson - 4	
Estimated value	Fire - 1,390,689	Other - 200,003	All - 1,590,692	Arson - 6	
Percentage saved	Fire - 92.27%	Other - 99.99%	All - 93.24%	Arson - 33.33%	
Total injuries	Fire service - 0	Civilian fire - 0	EMS - 0	Arson - 0	
Total fatalities	Fire service - 0	Civilian fire - 0		Arson - 0	
Total apparatus responses	Emergency - 1,405	Non-emergency - 223	All - 1,628		
Average responses per day	Emergency - 50.17	Non-emergency - 7.96	All - 58.14		
Average apparatus per call	Fire - 2.71	EMS - 1.89	All - 2.09		
Average turnout time	Emergency - 0:01:11	Non-emergency - 0:01:15	All - 0:01:12		
Average response time	Emergency - 0:05:36	Non-emergency - 0:06:25	All - 0:05:42		
Average contain time	Emergency - 0:15:22	Non-emergency - 0:05:26	All - 0:13:57		
Average total time	Emergency - 1:02:32	Non-emergency - 0:29:48	All - 0:58:02		
Total man hours	Fire - 294	EMS - 1,902	All - 2,196		
Average personnel per call	Fire - 6.35	EMS - 4.56	All - 4.98		
Total aid given calls	0				
Total aid received calls	0				

Total calls by incident group:

	Count	Average response time	Aid given	Exposures
100-173 Fire	27	0:06:16	0	0
300-381 Rescue and emergency medical service incidents	596	0:05:35	0	0
400-482 Hazardous conditions (no fire)	17	0:06:18	0	0
500-571 Service call	61	0:06:19	0	0
600-672 Good intent call	46	0:02:30	0	0
700-751 and 7009 False alarm and false call	31	0:05:46	0	0

Total calls by incident type:

	Count	Aid given	Aid received	Exposures
100 Fire, other	1	0	0	0
111 Building fire	2	0	0	0
113 Cooking fire, confined to container	2	0	0	0
114 Chimney or flue fire, confined to chimney or flue	1	0	0	0
116 Fuel burner/boiler malfunction, fire confined	1	0	0	0
131 Passenger vehicle fire	1	0	0	0
132 Road freight or transport vehicle fire	1	0	0	0
140 Natural vegetation fire, other	1	0	0	0
142 Brush or brush-and-grass mixture fire	6	0	0	0
143 Grass fire	9	0	0	0
160 Special outside fire, other	1	0	0	0
162 Outside equipment fire	1	0	0	0
311 Medical assist, assist EMS crew	2	0	0	0
320 Emergency medical service, other	1	0	0	0
321 EMS call, excluding vehicle accident with injury	551	0	0	0
3211 EMS call, Possible Non Emergency Transfer	3	0	0	0
322 Vehicle accident with injuries	21	0	0	0
323 Motor vehicle/pedestrian accident (MV Ped)	2	0	0	0
324 Motor vehicle accident with no injuries	13	0	0	0
331 Lock-in (if lock out, use 511)	3	0	0	0
411 Gasoline or other flammable liquid spill	1	0	0	0
412 Gas leak (natural gas or LPG)	2	0	0	0
413 Oil or other combustible liquid spill	2	0	0	0

Total calls by incident type:		Count	Aid given	Aid received	Exposures
424	Carbon monoxide incident	1	0	0	0
440	Electrical wiring/equipment problem, other	1	0	0	0
441	Heat from short circuit (wiring), defective/worn	2	0	0	0
442	Overheated motor	1	0	0	0
444	Power line down	1	0	0	0
445	Arcing, shorted electrical equipment	5	0	0	0
463	Vehicle accident, general cleanup	1	0	0	0
500	Service Call, other	3	0	0	0
510	Person in distress, other	10	0	0	0
520	Water problem, other	2	0	0	0
531	Smoke or odor removal	3	0	0	0
550	Public service assistance, other	7	0	0	0
551	Assist police or other governmental agency	2	0	0	0
552	Police matter	2	0	0	0
553	Public service	4	0	0	0
554	Assist invalid	23	0	0	0
561	Unauthorized burning	4	0	0	0
571	Cover assignment, standby, moveup	1	0	0	0
600	Good intent call, other	3	0	0	0
611	Dispatched & canceled en route	19	0	0	0
6111	Dispatched & canceled en route-EMS	9	0	0	0
621	Wrong location	1	0	0	0
622	No incident found on arrival at dispatch address	7	0	0	0
631	Authorized controlled burning	2	0	0	0
650	Steam, other gas mistaken for smoke, other	1	0	0	0
652	Steam, vapor, fog or dust thought to be smoke	2	0	0	0
661	EMS call, party transported by non-fire agency	1	0	0	0
671	HazMat release investigation w/no HazMat	1	0	0	0
700	False alarm or false call, other	14	0	0	0
731	Sprinkler activation due to malfunction	1	0	0	0
733	Smoke detector activation due to malfunction	3	0	0	0
736	CO detector activation due to malfunction	1	0	0	0
740	Unintentional transmission of alarm, other	1	0	0	0
743	Smoke detector activation, no fire - unintentional	4	0	0	0
745	Alarm system activation, no fire - unintentional	7	0	0	0

Total calls by district:		Count	Arson
001	District One	137	0
002	District Two	184	0
003	District Three	71	1
004	District Four	77	1
005	District Five	169	0
006	DISTRICT SIX	137	0
010	Outside City Area	3	0

Total calls by census tract:		Count	Arson
T00	Tulsa Fire Mutual Aid	1	0
003	3 EAST OF FENCE LINE	1	0
100	T0	4	0
101	T1	1	0
102	T2	6	0

Total calls by census tract:		Count	Arson
103	T3	21	0
104	T4	29	0
105	T5	8	0
106	T6	11	0
107	T7	5	0
108	T8	18	0
109	T9	16	0
110	T10	19	0
111	T11	43	0
112	T12	23	0
113	T13	13	0
114	T14	32	0
115	T15	28	0
116	T16	19	0
117	T17	20	0
118	T18	21	0
119	T19	15	0
120	T20	3	0
121	T21	3	0
122	T22	33	0
123	T23	35	0
124	T24	34	0
125	T25	5	0
126	T26	3	0
127	T27	6	0
128	T28	6	0
129	T29	51	0
130	T30	18	0
131	T31	1	0
133	T33	2	0
134	T34	24	0
135	T35	8	0
137	T37	3	0
138	T38	6	0
139	T39	10	0
140	T40	8	0
141	T41	2	0
142	T42	7	0
143	T43	6	1
144	T44	7	0
145	T45	6	0
201	W01	6	0
202	W02	3	0
203	W03	1	0
206	W06	19	0
207	W07	7	0
208	W08	3	0
210	W10	2	0
211	W11	7	0
213	W13	8	0
214	W14	4	0

Total calls by census tract:		Count	Arson
216	W16	3	0
217	W17	1	0
218	W18	1	0
219	W19	3	1
220	W20	5	0
221	W21	2	0
223	W23	3	0
224	W24	5	0
226	W26	9	0
227	W27	10	0
228	W28	1	0
231	W31	14	0
232	W32	1	0
236	W36	1	0
240	W40	1	0
241	W41	2	0
248	W48	1	0
264	W64	2	0
268	W68	1	0
269	W69	1	0
270	W70	1	0
271	W71	5	0
272	W72	1	0
276	W76	2	0
285	W85	1	0

Total calls by station:		Count	Aid given
001	Station #1	150	0
002	Station #2	159	0
003	Station #3	92	0
004	Station #4	86	0
005	Station #5	157	0
006	Station #6	134	0

Total calls by shift:		Count
001	A Platoon	237
002	B Platoon	269
003	C Platoon	271
005	Other	1

Total calls by action taken:		Count
00	Action taken, other	16
11	Extinguishment by fire service personnel	17
16	Control fire (wildland)	1
20	Search & rescue, other	1
22	Rescue, remove from harm	2
30	Emergency medical services, other	22
31	Provide first aid & check for injuries	55
32	Provide basic life support (BLS)	25
33	Provide advanced life support (ALS)	475
34	Transport person	10

Total calls by action taken:		Count
43	Hazardous materials spill control and confinement	1
45	Remove hazard	4
60	Systems and services, other	2
61	Restore municipal services	1
70	Assistance, other	2
71	Assist physically disabled	40
73	Provide manpower	11
75	Provide equipment	1
81	Incident command	1
86	Investigate	46
87	Investigate fire out on arrival	11
92	Standby	6
93	Cancelled en route	28

Apparatus totals:

Apparatus	Emergency responses	Average per day	Non-emergency responses	Average per day	Total responses	Average per day	Average turnout	Average response
BT1	16	.57	0	.00	16	.57	0:00:38	0:06:00
BT2	8	.28	1	.03	9	.32	0:00:54	0:05:35
BT3	2	.07	0	.00	2	.07	0:01:34	0:05:05
BT4	6	.21	2	.07	8	.28	0:01:20	0:07:31
BT5	5	.17	2	.07	7	.25	0:01:05	0:04:33
BT6	8	.28	0	.00	8	.28	0:00:43	0:06:24
E1	120	4.28	14	.50	134	4.78	0:01:14	0:05:54
E2	132	4.71	20	.71	152	5.42	0:00:54	0:05:51
E3	55	1.96	13	.46	68	2.42	0:01:26	0:06:05
E4	48	1.71	16	.57	64	2.28	0:01:05	0:07:45
E5	122	4.35	20	.71	142	5.07	0:01:07	0:05:03
E6	100	3.57	19	.67	119	4.25	0:01:17	0:06:11
FD211	15	.53	1	.03	16	.57	0:01:55	0:07:19
FD312	14	.50	1	.03	15	.53	0:01:43	0:12:02
FD313	4	.14	0	.00	4	.14	0:01:03	0:25:36
LAD1	16	.57	1	.03	17	.60	0:02:09	0:07:53
RES1	23	.82	1	.03	24	.85	0:01:04	0:05:29
SQD1	139	4.96	20	.71	159	5.67	0:01:37	0:06:23
SQD2	148	5.28	25	.89	173	6.17	0:01:11	0:06:12
SQD3	90	3.21	11	.39	101	3.60	0:01:22	0:06:20
SQD4	73	2.60	17	.60	90	3.21	0:01:20	0:07:53
SQD5	142	5.07	12	.42	154	5.50	0:01:14	0:05:51
SQD6	119	4.25	27	.96	146	5.21	0:01:15	0:06:17

Fire incidents with dollar loss:

Incident ID	Date	Description	Dollar loss	Dollar value
2015-0000963-000	2/01/15	Chimney or flue fire, confined to chimney or flue 2514 E PRINCETON CT, BROKEN ARROW, OK, 74014	3,550	260,000
2015-0000974-000	2/02/15	Grass fire INTR 51ST & S 225TH AVE	6	105
2015-0001039-000	2/04/15	Brush or brush-and-grass mixture fire 39000 E 71ST ST, WAGONER COUNTY, OK, 74014	10	200,000
2015-0001040-000	2/04/15	Cooking fire, confined to container 2700 W EL DORADO ST, BROKEN ARROW, OK, 74011	200	200
2015-0001070-000	2/05/15	Natural vegetation fire, other	2	2

Fire incidents with dollar loss:			Dollar loss	Dollar value
401 W KNOXVILLE ST, BROKEN ARROW, OK, 74012				
2015-0001130-000	2/07/15	Grass fire	15	225,000
4931 S OAK AVE, BROKEN ARROW, OK, 74011				
2015-0001154-000	2/08/15	Grass fire	2	20,001
29300 E 81ST ST, WAGONER COUNTY, OK, 74014				
2015-0001164-000	2/08/15	Brush or brush-and-grass mixture fire	2	4
7917 S DOGWOOD AVE, BROKEN ARROW, OK, 74011				
2015-0001187-000	2/09/15	Building fire	17,500	45,000
2808 E MADISON AVE, BROKEN ARROW, OK, 74014				
2015-0001197-000	2/09/15	Brush or brush-and-grass mixture fire	2	10,003
INTR ASPEN & W BROADWAY ST				
2015-0001224-000	2/10/15	Grass fire	20	20,000
INTR HIGHWAY 51 & N ELM PL				
2015-0001283-000	2/12/15	Grass fire	2	2
3131 N ASPEN AVE, BROKEN ARROW, OK, 74012				
2015-0001302-000	2/13/15	Grass fire	2	200
13853 S GARNETT RD, TULSA COUNTY, OK, 74011				
2015-0001326-000	2/14/15	Grass fire	2	2
4121 E OMAHA ST, BROKEN ARROW, OK, 74014				
2015-0001328-000	2/14/15	Grass fire	2,000	260,000
2000 W AUSTIN ST, BROKEN ARROW, OK, 74011				
2015-0001339-000	2/15/15	Special outside fire, other	2	2
12807 E 134TH ST, TULSA COUNTY, OK, 74011				
2015-0001347-000	2/15/15	Brush or brush-and-grass mixture fire	2	20,000
1504 W KNOXVILLE ST, BROKEN ARROW, OK, 740120000				
2015-0001355-000	2/15/15	Passenger vehicle fire	1,000	1,000
INTR 61ST & S 305TH AVE				
2015-0001382-000	2/16/15	Cooking fire, confined to container	750	135,000
1206 W BIRMINGHAM PL, BROKEN ARROW, OK, 74011				
2015-0001504-000	2/21/15	Road freight or transport vehicle fire	80,001	191,000
INTR NEW ORLEANS & LIONS				
2015-0001519-000	2/21/15	Building fire	150	150
3156 N ASPEN AVE, BROKEN ARROW, OK, 74012				
2015-0001523-000	2/21/15	Brush or brush-and-grass mixture fire	2	2
9020 S 256TH AVE, WAGONER COUNTY, OK, 74014				
2015-0001554-000	2/22/15	Fire, other	2	2
13008 S 193RD AVE, TULSA COUNTY, OK, 74011				
2015-0001612-000	2/24/15	Brush or brush-and-grass mixture fire	2	2
1113 S 75TH ST, BROKEN ARROW, OK, 74014				
2015-0001615-000	2/24/15	Fuel burner/boiler malfunction, fire confined	11	11
6412 S ELM PL, BROKEN ARROW, OK, 74011				
2015-0001678-000	2/27/15	Outside equipment fire	2,001	2,001
2221 W MEMPHIS PL, BROKEN ARROW, OK, 74012				
2015-0001688-000	2/27/15	Grass fire	200	1,000
8900 S 273RD AVE, WAGONER COUNTY, OK, 74012				
Totals:			27 incidents	107,438
				1,390,689

Other incidents with dollar loss:			Dollar loss	Dollar value
2015-0001016-000	2/03/15	False alarm or false call, other	2	2
2000 E HIGHWAY 51 EB, BROKEN ARROW, OK, 74012				
2015-0001079-000	2/05/15	Unauthorized burning	2	200,001

BROKEN ARROW FIRE DEPARTMENT
Prepared: 3/10/15, 12:44:27
Program: FI263L

Incident Summary Report
2/01/15 to 2/28/15

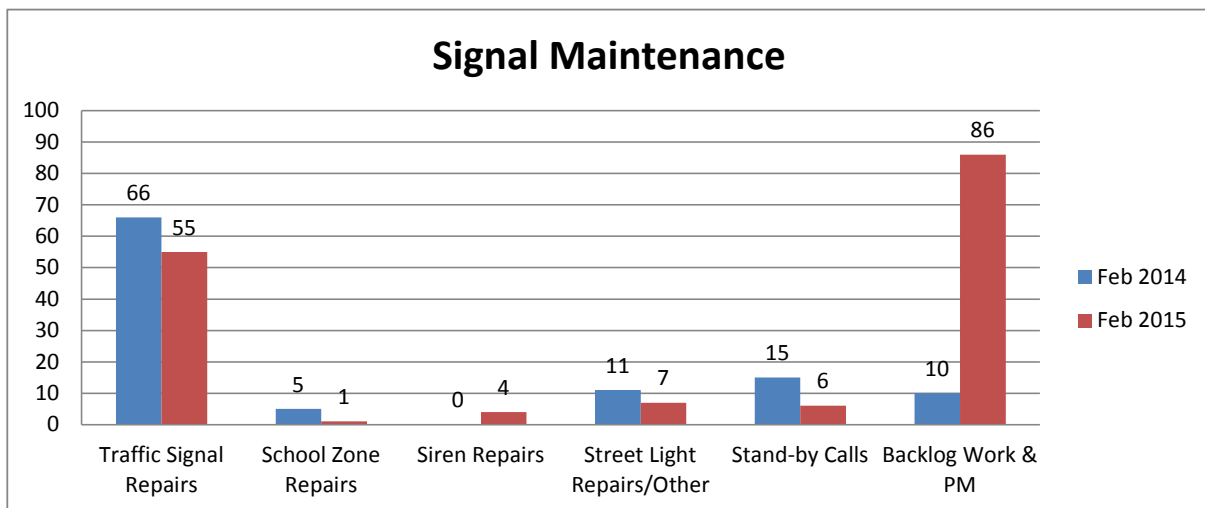
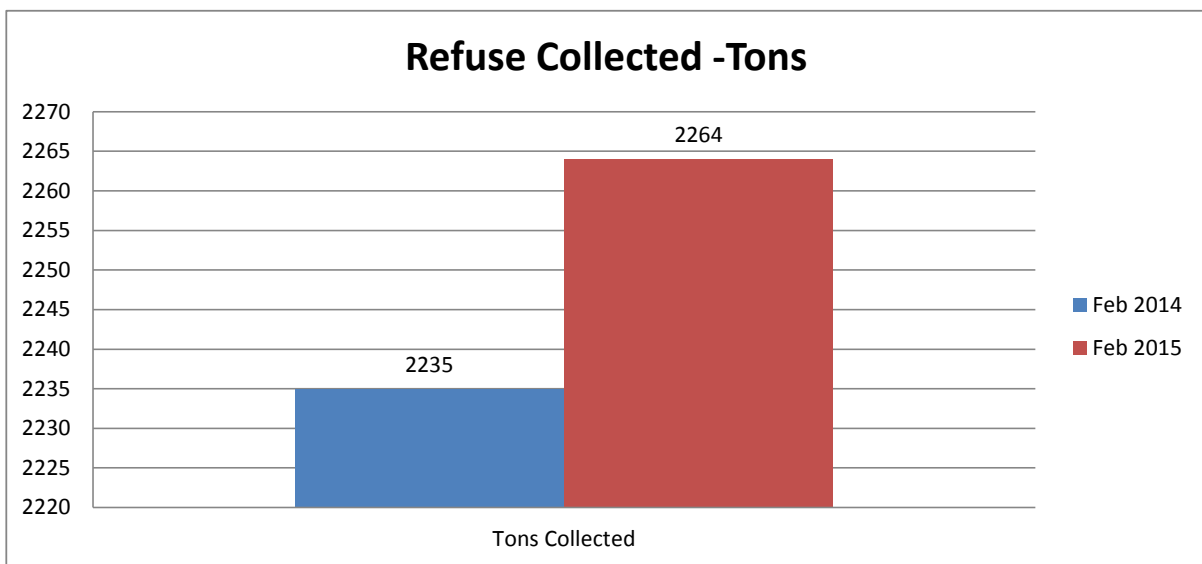
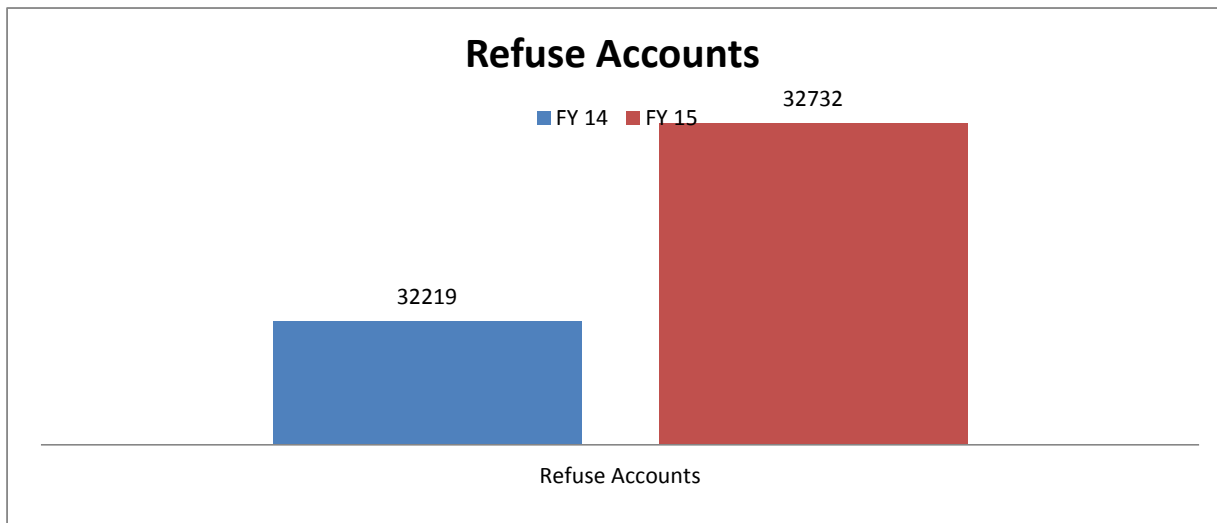
Other incidents with dollar loss:

Dollar loss Dollar value

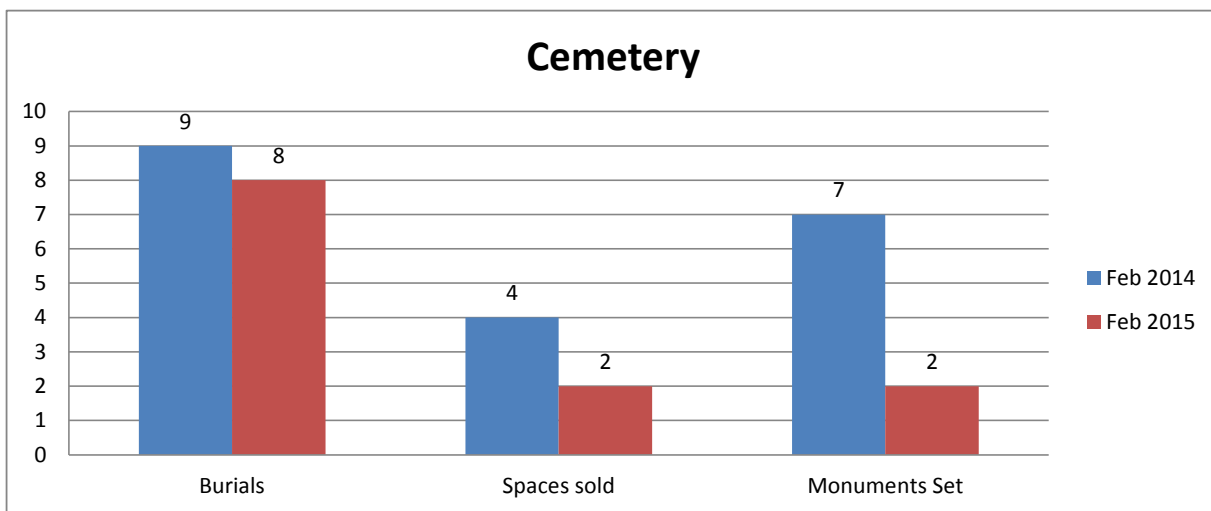
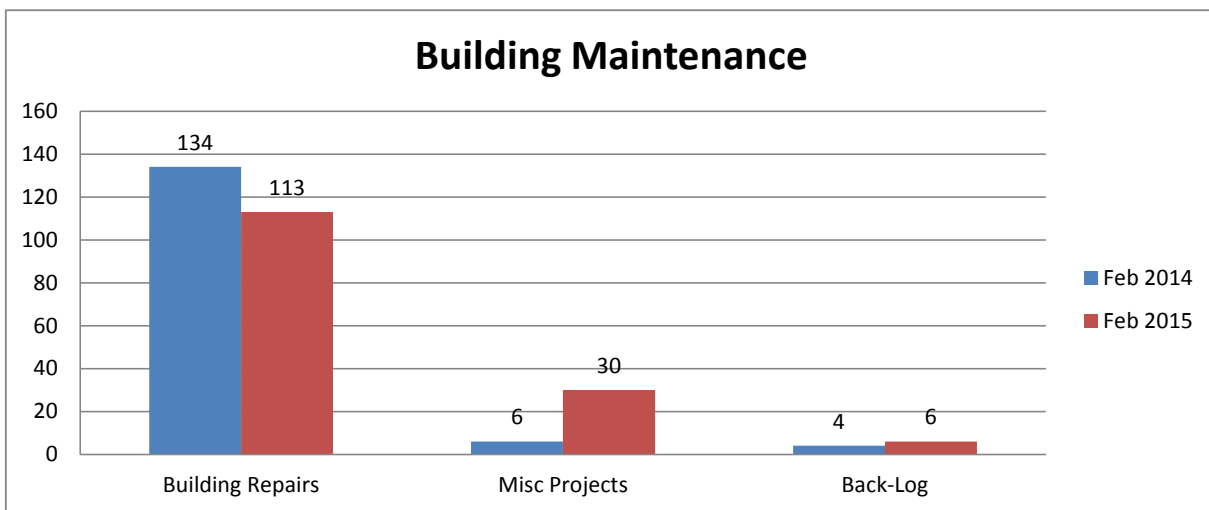
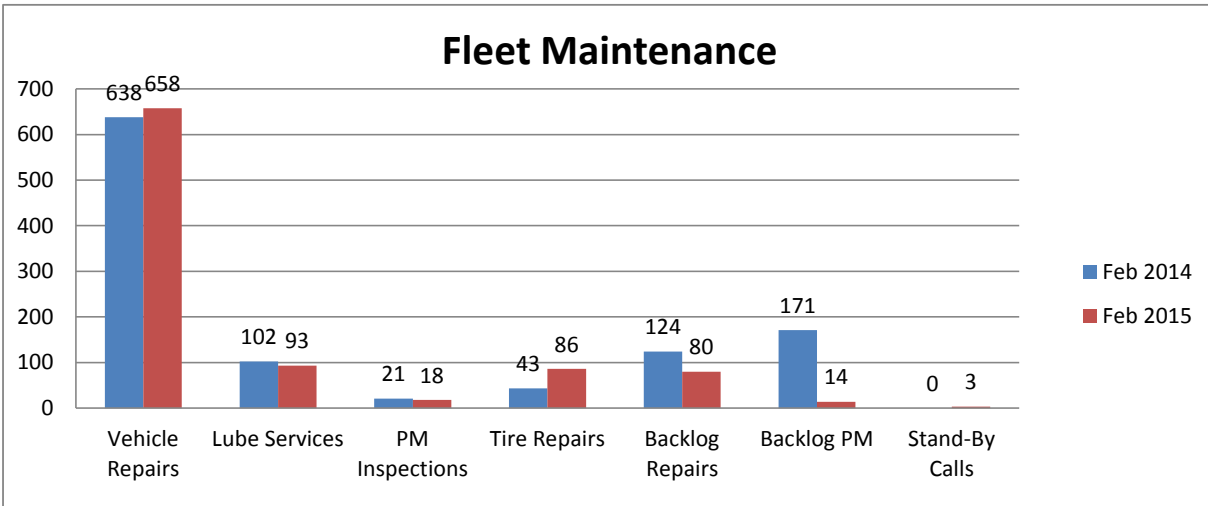
21900 E 61ST ST, BROKEN ARROW, OK, 74014

Totals: 2 incidents 4 200,003

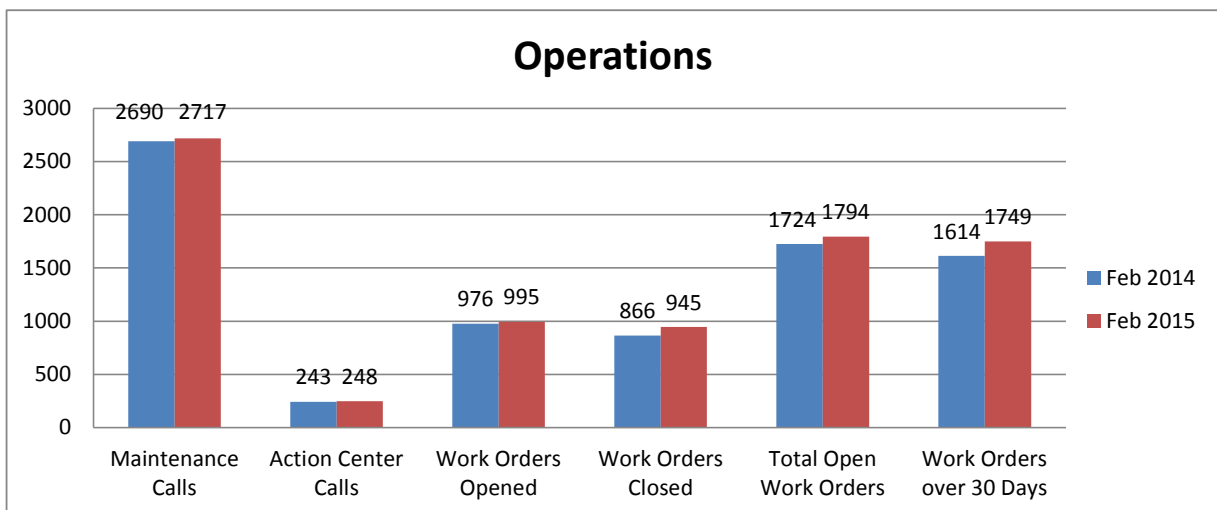
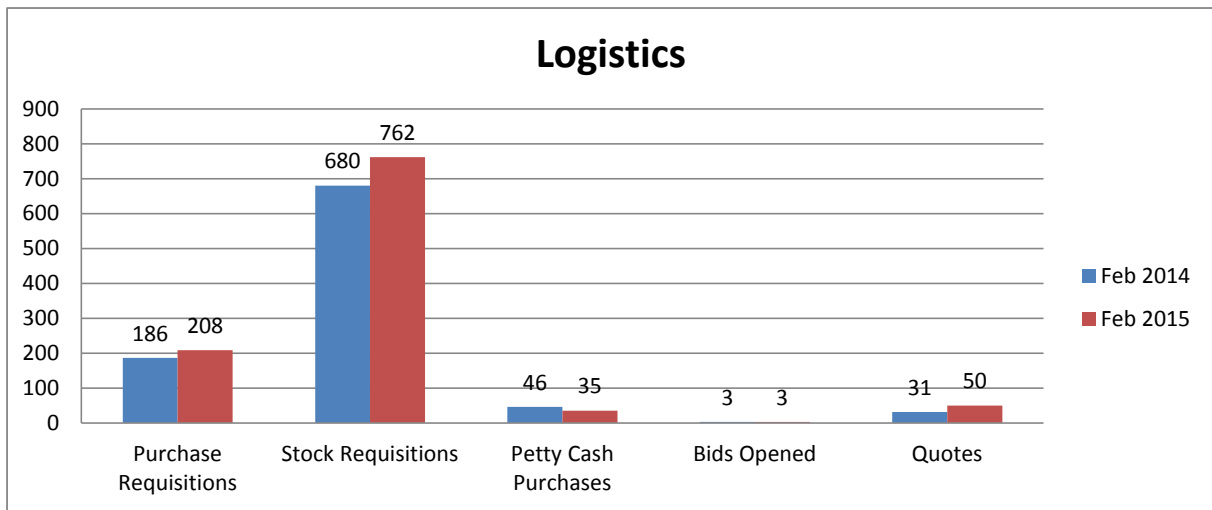
General Services Monthly Report February 2015



General Services Monthly Report February 2015



General Services Monthly Report February 2015



2. GENERAL CORRESPONDENCE / NOTIFICATION



PRESS RELEASE

Contact: Krista Flasch
Director of Communications
City of Broken Arrow
Phone: (918) 259-2400, ext. 5309
Mobile: (918) 409-7771
Fax: (918) 259-8226

Rose District Farmers Market Giving Away Reusable Shopping Bags

Visitors may pick up free shopping bags at Tulsa Home and Garden Show

Broken Arrow, Okla. (3/11/2015) – The Rose District Farmers Market opens its 2015 season on Saturday, April 18. In anticipation of opening day, free reusable shopping bags will be given away at the Greater Tulsa Home and Garden show March 12 – 15 at the River Spirit Expo at Expo Square.

On May 23, shoppers can bring their bags to the Farmers Market and enter a drawing to win one of three \$100 vouchers to be spent on any item at the market. Tickets will be handed out, and the winning numbers will be posted on the Rose District Farmers Market Facebook page, www.facebook.com/BAFarmersMarket.

A DESTINATION PLACE

Located in the newly renovated Rose District, at 418 S. Main Street, the market is in its eighth year. Shoppers benefit by buying produce harvested within a few hours of purchasing and supporting the local economy. Early crops such as spinach, kale, and leaf lettuces will be available; along with chicken, eggs, regular and gluten free Amish bread and local honey. Several types of vegetable starts will also be available, as well as a variety of unique agricultural crafts.

Starting in May, shoppers will enjoy live music and the “Kids Corner”. Children will enjoy making a take-home craft at the Kids Corner, which is hosted by local non-profit groups and small businesses that specialize in working with children.

The Market will continue each Saturday from 8:00 a.m. – 12:00 p.m. through September 26.

###

Contact: Krista Flasch
Director of Communications
City of Broken Arrow
Phone: (918) 259-2400, ext. 5309
Mobile: (918) 409-7771
Fax: (918) 259-8226

Broken Arrow Mayor to Serve on National Election Task Force

Broken Arrow, Okla. (03/10/2015) – The National League of Cities (NLC) has appointed Mayor Craig Thurmond to a bipartisan task force that will raise awareness of city issues during the 2016 presidential election.

The NLC 2016 Presidential Election Task Force aims to position NLC as the “go to” resource on city issues with campaign staff during the election. This includes educating the candidates and their campaign staffs on what cities expect from a new Administration and the types of federal partnerships that will help cities thrive. As a resource and advocate for 19,000 cities, towns and villages, representing more than 218 million Americans, the NLC is dedicated to helping city leaders build better communities.

The 2016 Presidential Election Task Force Members include:

- Craig Thurmond, mayor, Broken Arrow, Okla.
- Karen Freeman-Wilson, mayor, Gary, Ind.
- Dan Gilmartin, executive director, Michigan Municipal League
- Alan Kemp, executive director, Iowa League of Cities
- Kevin Kramer, councilmember, Louisville, Ky.
- Dot LaMarche, vice mayor, Farragut, Tenn.
- Cindy Lerner, mayor, Pinecrest, Fla.
- Sam Mamet, director, Colorado Municipal League
- Paul Meyer, executive director, North Carolina League of Municipalities
- Bill Peduto, mayor, Pittsburgh, Pa.
- Betsy Price, mayor, Fort Worth, Texas
- David Sander, vice mayor, Rancho Cordova, Calif.
- Pedro Segarra, mayor, Hartford, Conn.
- Judy Silva, executive director, New Hampshire Municipal Association

(Continued)

- Mike Sittig, executive director, Florida League of Cities
- Randal Wallace, councilmember, Myrtle Beach, S.C.
- Nan Whaley, mayor, Dayton, Ohio

The first planning meeting will take place today in Washington, D.C. during the NLC's Congressional City Conference. More than 2,000 city leaders and delegates from cities and towns across the country are convening in Washington for the 50th annual NLC Congressional City Conference to advocate for city priorities with Congress and the Administration.

City Councilors Mike Lester, Johnnie Parks and Jill Norman are also attending the conference, which runs March 7 – 11.

###



INTEROFFICE MEMO

To: Honorable Mayor and City Councilors
From: Jeff Jenkins, Assistant City Manager
Date: March 10, 2015
Re: News Article: Broken Arrow's Schools, Parks, Safety Combine to Make City an Attractive Locale

Please find the attached news article regarding the recent Broken Arrow Public Schools' bond.

Respectfully submitted,

A handwritten signature in blue ink, appearing to read "Jeff Jenkins".

Jeff Jenkins

jmh

Attachment

Broken Arrow's schools, parks, safety combine to make city an attractive locale

By COREY JONES World Staff Writer | Posted: Sunday, March 8, 2015 12:00 am

BROKEN ARROW — Capturing three-fourths of the vote on a multimillion school bond issue often is a barometer of how that district is performing and listening to its community, says Broken Arrow Public Schools superintendent Jarod Mendenhall.

Mendenhall said passage Feb. 10 of its \$370 million four-phase package — slated to be completed across 12 years — shows school leaders are doing the right things and listening to its community. The district's booming growth in recent years, which spurred the bond issue, also is indicative of the quality-of-life factor that attracts families to the community and its school system.

So the metaphorical weather in Broken Arrow Public Schools must be quite good.

“When the community entrusts me to have that kind of money in a bond issue, that’s kind of their gift to me,” Mendenhall said in a recent interview. “And my gift back to them is providing the very best quality facilities for their kids.”

The Broken Arrow forecast also appears sunny for the other two factors community leaders cite in addition to the school system that make the city an attractive place to live: parks and recreation and public safety.

The school district in the past four years already has constructed three elementaries. Enrollment was 16,300 students only five years ago, Mendenhall said. Today, enrollment is up to 18,411. A year ago the district expanded by 505 students, he said, and just this past winter break another 147 students enrolled.

“When you grow like that it’s very hard to keep up with that,” Mendenhall said, noting Realtors often convey to him potential home buyers are interested in Broken Arrow specifically because of the school system. “That’s why this bond issue was so important.”

Bonds won’t be sold until 2016, Mendenhall said. In the meantime the district will hire architects and engineers to help develop the finer details of the projects.



Broken Arrow school-
TUL0003985314

Broken Arrow Arrowhead Elementary fifth-grade students Laura Chavez (left), Marysol Mendez, Mary Pearson and Nona Blakeney wait to perform in a dress rehearsal for "The Trojan Horse," a musical their class created after studying Greek mythology, at the Broken Arrow Performing Arts Center. JAMES GIBBARD/Tulsa World

“Later in 2016 we’ll start coming up out of the ground with some of the projects,” he said.

Phase 1 consists of four projects:

Construct a new elementary school.

Remodel Sequoyah Middle School.

Build an addition to the high school for STEM classes (science, technology, engineering and math).

Add on about 20 classrooms to the Freshman Academy.

And Broken Arrow Public Schools isn’t the only entity set up to make splashes in further enhancing the city’s livability.

Scott Esmond, Parks and Recreation director for Broken Arrow, said officials are placing greater emphasis on creating more pedestrian trails and connecting more neighborhoods to trail systems so residents can move around the city without vehicles.

Part of that effort is a project on tap for use by the end of fall that will connect the Liberty Trail with Arrowhead Park, near downtown. The trail, which runs along the Creek Turnpike, will be extended north at South Elm Place and pass a couple of schools and neighborhoods. Esmond said a lot of the new feeder trail will be comprised of street sharrows (lanes shared by motorists and bicyclists).

Other 2015 projects Esmond highlighted for which there already is funding include:

Tennis courts and a full-court basketball court are under design for Nienhuis Park, with construction expected to begin in May or June. Two football fields will be converted to artificial turf from natural turf because the surfaces get more use than the current turf can support. That transition is slated to start in late November.

Chisholm Trail South Park is in Phase II of an electrical distribution system, which will allow concession stand trailers or music setups to plug in. The work is expected to be finished in mid-April.

Three new tennis courts and a full-court basketball court at Central Park are 90 percent complete, with an expected open of this spring.

Crews are wrapping up construction in Camino Villa Park of a small clubhouse that can host birthday parties and other community gatherings.

A related boon to those outdoor opportunities is what Police Chief David Boggs said is an “extraordinarily low” crime rate Broken Arrow enjoys.

Answering 85,000 calls for service a year in a town of 103,000 people, Boggs said the city has a homicide maybe once every year or two. There are crimes like every community has, he said, but the citizenry in large part is involved, pays attention and cares. They feel safe walking in popular spots such as downtown, he said.

“They don’t tolerate (crime),” Boggs said.

An illustration of that dedication is schooling community members may voluntarily take in the form of popular academies hosted by the Police Department. Two citizens' academies are hosted yearly. An initiative Boggs began is a master's academy, which is an advanced class for those who have completed the first academy.

Boggs said the goal is to discuss the "why" of policing rather than the "how." The academies build trust and educate the general populace on such topics as speed enforcement, Boggs said. The academies run one night a week for 10 weeks, each of them full with a waiting list.

"We don't just work here, this is our community," Boggs said. "And I think that makes all the difference."

3. SPECIAL EVENTS / ACTIVITIES





You Are Invited To Attend The

Vietnam Veterans Day

Recognition Ceremony

March 19th at 7:00 p.m.
First United Methodist Church
112 East College Street, Broken Arrow

The Program Will Include:

Recognition of Fallen Comrades By the Rolling Thunder
Remarks by Jim Furr, West Point Class of '68
Special Music by Willard Parrish, Vietnam Veteran

The Military History Museum will offer free admission
to all guests on March 19th and will extend its hours
from 10:00 a.m. to 6:30 p.m.

For further information, please contact
The Military History Museum
militaryhistorymuseumok@gmail.com or (918) 794-2712

To: Russell Gale, Acting City Manager
From: Lori Hill
CC: Scott Esmond
Date: March 12, 2015
Re: Notes to Council – Updated upcoming Rose District Events

Below are updates provided by Lindsey Wichern for the next couple of months in The Rose District.

UPCOMING EVENTS

- March 14 – [ShamROCK the Rose](#), 11 a.m. – Midnight – BA Buzz
This year ShamROCK is offering a VIP experience for guests. If you would like to offer a discount to VIPs (for example, 10% off) please contact Debra Wimpee with BA Buzz. She is expecting 200 VIPs. You can reach her at debwimpee@me.com. Main street will be closed all day from the Farmer’s Market to Broadway
- March 19 – [Vietnam Veterans Day Ceremony](#), 7 p.m. – Military History Museum and Broken Arrow PAC
No street closures
- April 17 – [The Midtown Men](#), 7:30 p.m. – Broken Arrow PAC
No street closures
- April 18 – [Farmer’s Market Opens](#), 8 a.m. – 12 p.m.
No street closures
- April 25 – Rose District Photo Shootout, 9 a.m. – 3 p.m. – F-Stop Photography
No street closures
- April 27 – May 9: Rooster Days Festival Activities
Please see the attached flyer for more details
Main Street will be closed from Detroit to Central Park on Saturday, May 9, from 9 a.m. - Noon for the Rooster Days Parade.
- May 16 – [Rose Festival](#), 8 a.m. – 5 p.m. – Keep Broken Arrow Beautiful
No street closures
- June 5 – Relay for Life, 6 p.m. – Midnight – American Cancer Society
Main Street will be closed from Fort Worth to El Paso (one block)

ADDITIONAL INFORMATION

Rose District Hours Survey: The Broken Arrow Economic Development Corporation has created two surveys, one for Rose District merchants and one for customers, to help determine the most convenient business hours for the businesses and customers.

The merchant survey will be sent out via email this week. The customer survey will be sent out via our website and social media next week. Paper versions will also be available for you to pass out to your customers.

Creating Experiential Retail: The Broken Arrow Economic Development Corporation is hosting an “experiential retail” event on April 16, at which we will bring in experts in creating experiences for their customers. In the age of online shopping, it is more crucial than ever to create a shopping/dining experience that keep your customers coming back for more. We’ll learn from some inspirational folks on how you can

Speakers include:

- Sean Kouplen: President & CEO of Regent Bank in Tulsa, OK, a small business owner, and a successful author and speaker. He’ll be speaking on “Creating Magic in Your Business” the Disney method to creating an experience.
- Libby Billings: Owner of Elote Café & Catering and The Vault in downtown Tulsa, she is renowned for her Luchador Wrestling, Chihuahua races, and other wonderful events that create truly unique experiences for her customers.
- Date: April 16th - Time: 8:30am – 10am - Place: Broken Arrow Chamber Offices – 210 N Main St.
RSVP to: Warren.Unsicker@baedc.com or 918-893-2113.



Rock Out with the Rooster

Events / Dates

April 27th - Rooster Egg Hunt Kicks Off

May 2nd - Rooster Days Run, TTCU Fun Run, 5k and 15k
(NEW LOCATION)

May 6th - Miss Rooster Days

May 8th & 9th - Rooster Days Festival
Hours: Friday 3p-11p / Saturday 10a-11p

May 9th - Rooster Days Parade
Starts at 10a