

To: Honorable Mayor and City Councilors
From: Russell Gale, Acting City Manager
Date: November 14, 2014
Re: Notes to Council

1. STAFF REPORTS / ITEMS REQUIRING IMMEDIATE ATTENTION

- BAPD Calls for Service Report – October 2014
- Sales Tax Reports – November 2014
- General Services Monthly Report – October 2014
- Tulsa's Future Regional Economic Development Report

2. GENERAL CORRESPONDENCE / NOTIFICATION

- Press Release: 23rd Street to Close Intermittently for Right-of-Way Clearing Next Week
- Press Release: Responders Remind Drivers to MOVE OVER
- News Articles: Warren Theatre Progress & Rose District is Booming

3. SPECIAL EVENTS / ACTIVITIES

- Rose District Holiday Lightning Ceremony Nov. 17, 5:30 pm

Respectfully submitted,



Russell Gale

jmh
Attachments

1. STAFF REPORTS / ITEMS REQUIRING IMMEDIATE ATTENTION



To: Russell Gale, Interim City Manager

From: David N. Boggs, Chief of Police 

Date: November 10, 2014

Re: **Calls for Service**

Attached please find:

- BAPD Calls for Service Report – October, 2014

DNB:trl

Attachment



Broken Arrow Police Department October 2014 Calls For Service



Calls for Service	Priority 1	Priority 2	Priority 3	Priority 4	Priority 5	Animal Control
1st Shift (10pm - 8am)*						
Beat 1	20	9	190	44	62	2
Beat 2	11	17	192	57	255	1
Beat 3	8	6	72	27	51	15
Beat 4	11	13	162	47	115	0
Beat 5	2	5	59	20	28	0
Beat 6	5	3	45	10	49	0
Beat 7	19	11	130	40	56	1
Beat 8	12	7	44	26	28	0
Other	3	0	13	2	5	0
	91	71	907	273	649	19
1st Shift average response time per priority						
	Priority 1	Priority 2	Priority 3	Priority 4	Priority 5	Animal Control
Call Received to Dispatch	0:01:15	0:01:07	0:04:14	0:03:46	0:03:23	0:08:35
Dispatch to Arrival	0:04:27	0:04:25	0:06:09	0:07:22	0:07:34	0:10:03
Call Start to Arrival (10/2014)	0:05:44	0:05:33	0:10:26	0:11:30	0:11:29	0:20:44
Call Start to Arrival (10/2013)	0:05:29	0:04:36	0:11:04	0:11:47	0:07:49	1:10:49
1st Shift Oct Total Calls		2024	(1082 were self-initiated calls)			
2nd Shift (7am - 5pm)*						
Beat 1	28	13	280	139	70	17
Beat 2	29	23	382	187	498	15
Beat 3	15	6	128	61	91	118
Beat 4	20	9	209	85	143	40
Beat 5	15	4	75	45	24	8
Beat 6	14	3	79	29	111	5
Beat 7	24	20	196	101	64	36
Beat 8	11	3	87	64	44	14
Other	1	0	18	5	40	16
	157	81	1454	716	1085	269
2nd Shift average response time per priority						
	Priority 1	Priority 2	Priority 3	Priority 4	Priority 5	Animal Control
Call Received to Dispatch	0:01:27	0:01:23	0:08:56	0:08:26	0:09:59	0:31:54
Dispatch to Arrival	0:05:29	0:05:30	0:08:07	0:09:49	0:04:44	0:17:24
Call Start to Arrival (10/2014)	0:06:55	0:06:55	0:17:06	0:19:14	0:15:55	0:48:31
Call Start to Arrival (10/2013)	0:06:45	0:06:40	0:14:27	0:18:14	0:04:58	0:29:44
2nd Shift Oct Total Calls		3803	(1815 were self-initiated calls)			

* There is some overlap in reponse numbers because all three shifts overlap.



Broken Arrow Police Department October 2014 Calls For Service



Calls for Service	Priority 1	Priority 2	Priority 3	Priority 4	Priority 5	Animal Control
3rd Shift (3pm - 1am)*						
Beat 1	38	15	309	93	66	7
Beat 2	26	24	431	113	412	7
Beat 3	25	12	138	50	53	20
Beat 4	21	16	264	90	143	17
Beat 5	18	3	87	24	17	2
Beat 6	15	6	60	25	61	1
Beat 7	43	25	269	89	56	27
Beat 8	16	11	104	39	11	11
Other	4	0	23	4	20	5
	206	112	1685	527	839	97
3rd Shift average response time per priority						
	Priority 1	Priority 2	Priority 3	Priority 4	Priority 5	Animal Control
Call Received to Dispatch	0:01:55	0:01:48	0:11:27	0:13:14	0:12:17	0:11:58
Dispatch to Arrival	0:05:15	0:05:05	0:07:19	0:08:26	0:05:47	0:19:43
Call Start to Arrival (10/2014)	0:07:10	0:06:54	0:18:37	0:22:49	0:14:31	0:31:20
Call Start to Arrival (10/2013)	0:07:59	0:06:43	0:15:16	0:21:50	0:12:18	0:21:22
3rd Shift Oct Total Calls		3529	(1488 were self-initiated calls)			

Definitions

- Priority 1 =** Crimes in progress involving life threatening circumstances and situations that produce or are likely to produce serious bodily injury or death to any person.

- Priority 2 =** Crimes in progress or that have just occurred, incidents in progress that present the potential for injury or property damage/loss, situations where the suspect is still at the scene or in the area and will elude apprehension or create the potential for injury or property damage if the police do not arrive rapidly, incidents where an officer is needed to secure a scene or witnesses, and incidents where there is a need for crowd control or traffic control which, if not done immediately, would create the imminent potential for injury or property damage/loss.

- Priority 3 =** Crimes against people that are misdemeanors in progress or that have just occurred, reports of recent felony crimes, suspicious circumstances with no threat of injury, and incidents that do not require an officer immediately, but need investigation, mediation, or intervention.

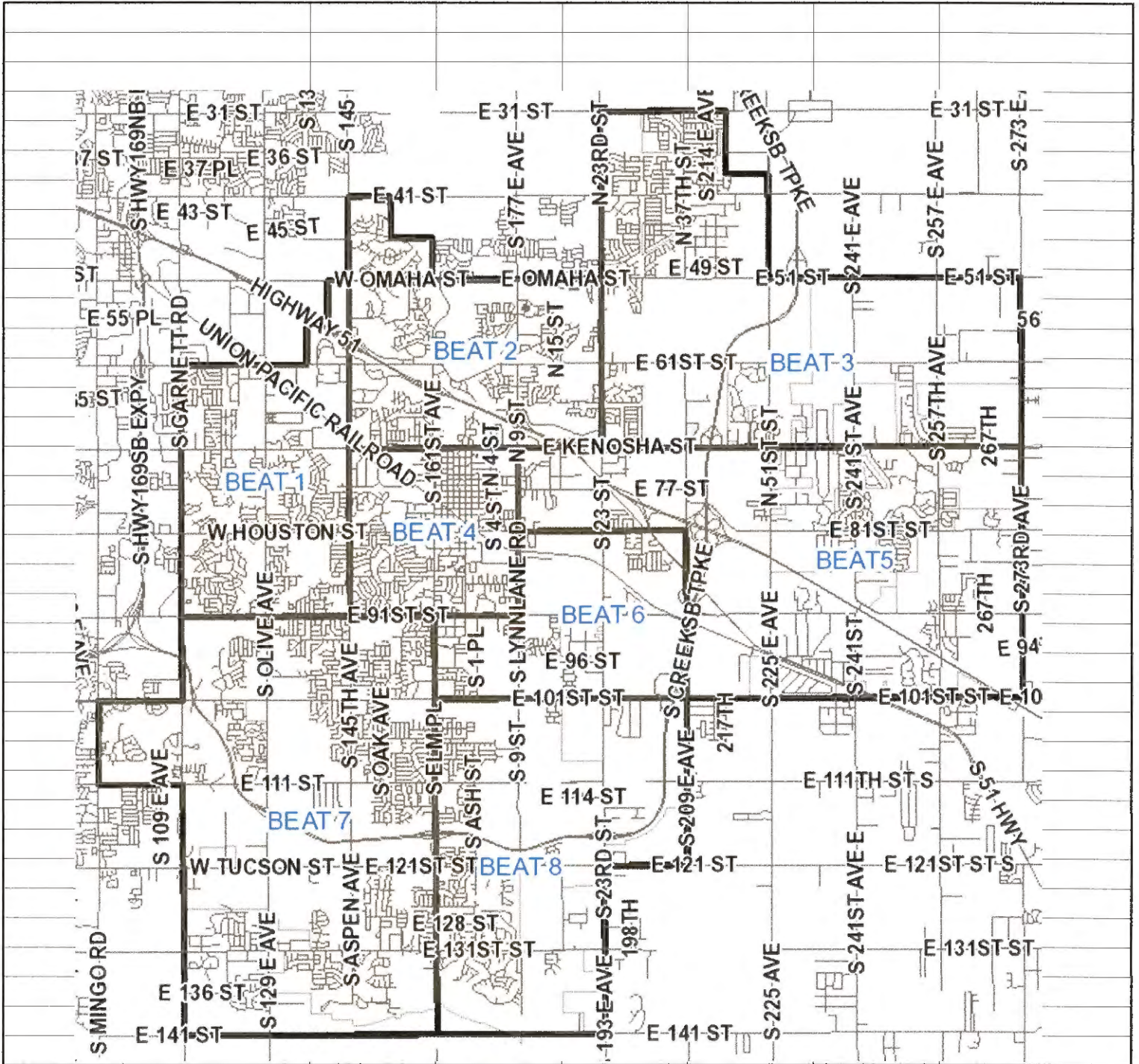
- Priority 4 =** Property or service related calls for an officer to respond that cannot be handled by telephone, misdemeanor reports when caller demands officer or when an officer needs to investigate the scene or interview witnesses, and requests for officers that do not require a quick response.

- Priority 5 =** Primarily Officer initiated calls or ten codes used for in-house purposes.

* There is some overlap in response numbers because all three shifts overlap.



Broken Arrow Police Department October 2014 Calls For Service



* There is some overlap in reponse numbers because all three shifts overlap.

To: Russell M. Gale, Acting City Manager
From: Tom Caldwell, Director of Finance
Date: November 12, 2014
Re: Sales Tax Report

Staff reports on sales, use and tobacco taxes are attached for your information.

The sales tax remittance for November 2014 is above the remittance received in November 2013 by \$163,781. This is a 5.43% increase over the same period last year. This brings the year-to-date receipts to \$886,412 or a 5.86% increase over last year at this time and \$312,443 or 1.99% higher than the budgeted forecast year-to-date.

The use tax receipts for November 2014 increased \$36,412 or 26.10% as compared to November 2013. Year-to-date use tax receipts are up .70% or \$5,685.

Tobacco tax receipts in November are up \$3,025 or 8.12% compared to 2013. This brings the year-to-date tobacco tax receipts total to \$191,278.19, an increase \$6,160 or 3.33% over the same period last year.

	Sales Tax	Use Tax	Tobacco Tax
<u>November 2014 Vs. 2013</u>			
Amount	Up \$163,781	Up \$36,412	Up \$3,025
%	5.43%	26.10%	8.12%
<u>Year-to-Date</u>			
Amount	Up \$886,412	Up \$5,685	Up \$6,160
%	5.86%	0.70%	3.33%
<u>12 Mo Rolling Average</u>			
Amount	Up \$195,469	Down (\$5,459)	Up \$215
%	6.64%	-3.27%	0.59%

City of Broken Arrow
Sales Tax
Percentage Increase/Decrease by Year

Month Received	2010-2011	% Inc/Dec	2011-2012	% Inc/Dec	2012-2013	% Inc/Dec	2013-2014	% Inc/Dec	2014-2015
July	\$ 2,601,595.46	2.21%	\$ 2,659,194.92	14.80%	\$ 3,052,667.19	-0.37%	\$ 3,041,463.35	6.84%	\$ 3,249,621.97
August	2,683,813.82	3.21%	2,769,989.02	20.42%	3,335,569.12	-6.50%	3,118,713.11	4.42%	3,256,666.69
September	2,731,522.43	-2.60%	2,660,577.70	7.19%	2,851,746.24	3.96%	2,964,784.12	3.99%	3,083,093.81
October	2,652,242.60	6.53%	2,825,459.86	2.83%	2,905,360.29	3.17%	2,997,315.08	8.61%	3,255,522.82
November	2,470,457.51	6.82%	2,639,013.77	4.98%	2,770,454.53	8.81%	3,014,559.68	5.43%	3,178,340.51
December	2,501,926.36	7.81%	2,697,421.10	3.02%	2,778,884.71	13.23%	3,146,632.69		0.00
January	2,678,525.75	6.76%	2,859,678.57	9.39%	3,128,236.30	2.56%	3,208,426.82		0.00
February	2,848,689.26	9.02%	3,105,771.79	0.64%	3,125,711.37	5.75%	3,305,413.24		0.00
March	2,464,902.30	5.15%	2,591,952.96	6.06%	2,748,922.96	1.50%	2,790,155.74		0.00
April	2,373,742.65	11.78%	2,653,266.24	1.66%	2,697,298.12	5.81%	2,853,901.91		0.00
May	2,653,778.11	6.33%	2,821,647.84	0.20%	2,827,354.20	13.01%	3,195,151.32		0.00
June	2,569,523.76	5.34%	2,706,818.00	5.58%	2,857,904.23	9.31%	3,123,849.20		0.00
Total	\$ 31,230,720.01	5.64%	\$32,990,791.77	6.33%	\$35,080,109.26	4.79%	\$36,760,366.26		\$16,023,245.80
Year-To-Date	\$ 13,139,631.82	3.16%	\$13,554,235.27	10.05%	\$ 14,915,797.37	1.48%	\$ 15,136,835.34	5.86%	\$16,023,245.80

The above does not include any interest earnings.

Sales Tax by year

Jay L. Heinrichs
11/10/2014

CITY OF BROKEN ARROW
SALES TAX REVENUE ANALYSIS

MONTH	COMPARISON TO BUDGET (2014-2015)			COMPARISON TO PRIOR YEAR			PERCENTAGE INCREASE / <DECREASE>	
	BUDGET	ACTUAL	DIFFERENCE	2013-2014	2014-2015	AMOUNT INCREASE	BUDGET	PRIOR YR
	AMOUNT	AMOUNT		ACTUAL	ACTUAL	<DECREASE>		
JULY	3,169,074	3,249,622	80,548	3,041,463	3,249,622	208,159	2.54%	6.84%
AUGUST	3,290,940	3,256,667	(34,273)	3,118,713	3,256,667	137,954	-1.04%	4.42%
SEPTEMBER	3,124,155	3,083,094	(41,061)	2,964,784	3,083,094	118,310	-1.31%	3.99%
OCTOBER	3,150,070	3,255,523	105,453	2,997,315	3,255,523	258,208	3.35%	8.61%
NOVEMBER	2,976,565	3,178,341	201,776	3,014,560	3,178,341	163,781	6.78%	5.43%
DECEMBER	3,143,278	0	0	3,146,633	0	0	0.00%	0.00%
JANUARY	3,279,320	0	0	3,208,427	0	0	0.00%	0.00%
FEBRUARY	3,475,511	0	0	3,305,413	0	0	0.00%	0.00%
MARCH	2,950,230	0	0	2,790,156	0	0	0.00%	0.00%
APRIL	2,956,263	0	0	2,853,902	0	0	0.00%	0.00%
MAY	3,205,313	0	0	3,195,151	0	0	0.00%	0.00%
JUNE	3,175,081	0	0	3,123,849	0	0	0.00%	0.00%
TOTAL	37,895,800	16,023,247	312,443	36,760,366	16,023,247	886,412	1.99%	5.86%

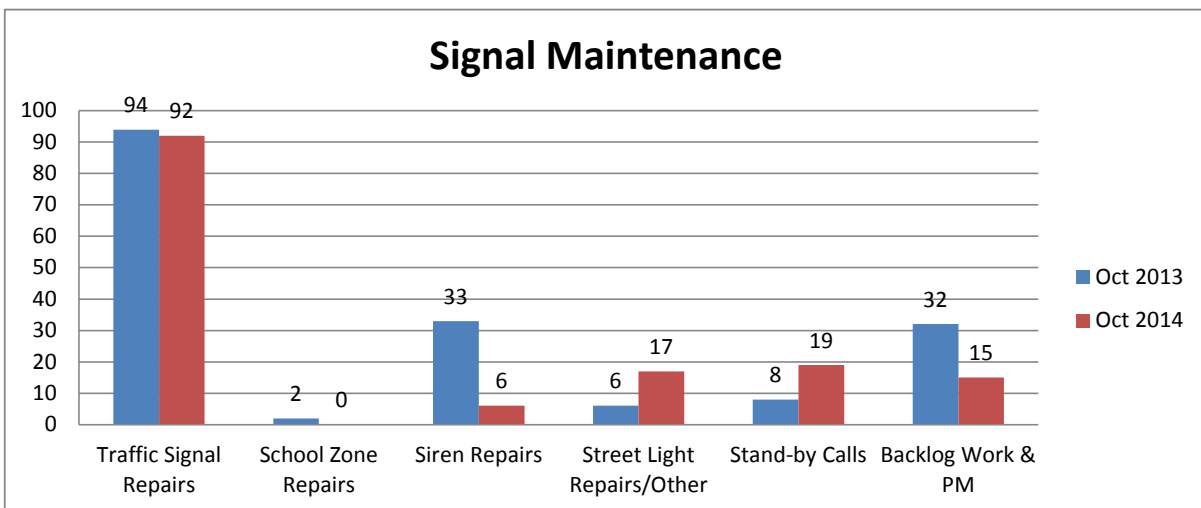
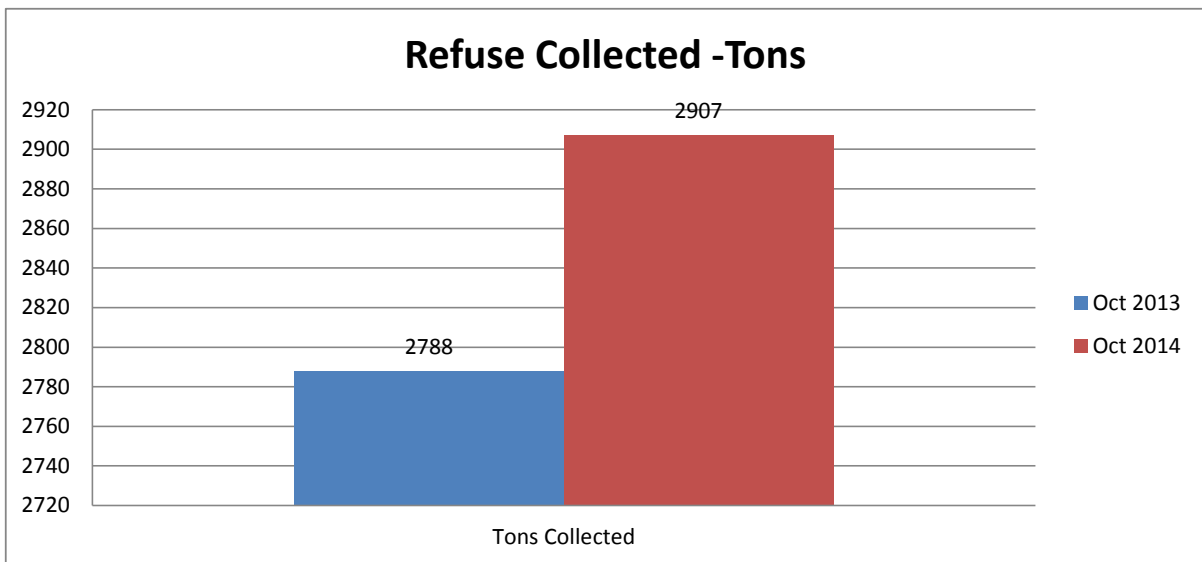
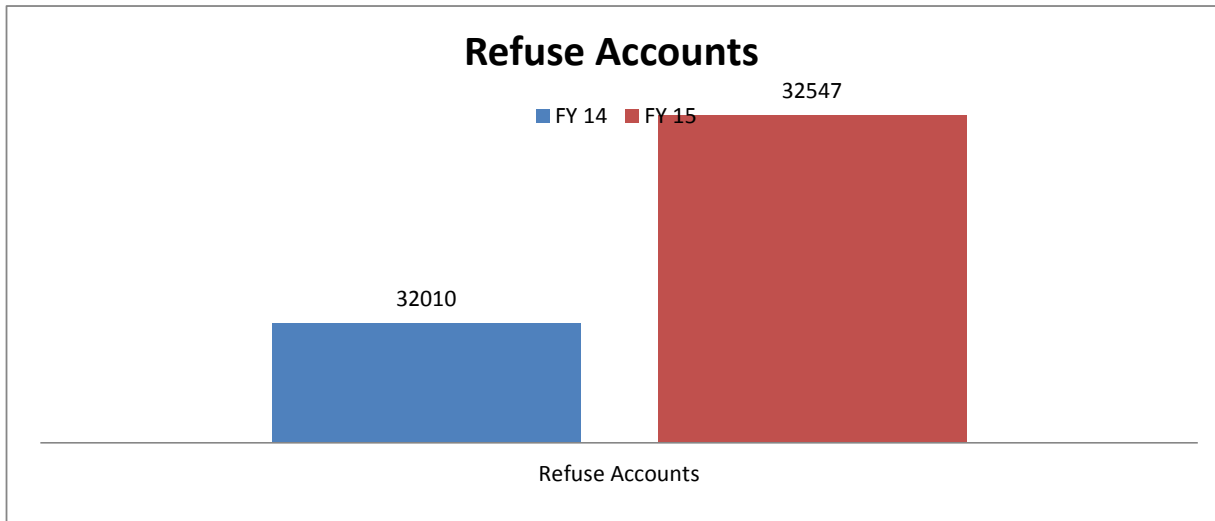
MONTH	GENERAL FUND			SALES TAX CAPITAL IMPROVEMENT FUND			BROKEN ARROW MUNICIPAL AUTHORITY SALES TAX		
	ACTUAL 2013-2014	ACTUAL 2014-2015	DIFFERENCE	ACTUAL 2013-2014	ACTUAL 2014-2015	DIFFERENCE	ACTUAL 2013-2014	ACTUAL 2014-2015	DIFFERENCE
JULY	1,520,732	1,624,811	104,079	506,912	541,605	34,693	1,013,820	1,083,206	69,386
AUGUST	1,559,357	1,628,334	68,977	519,787	542,779	22,992	1,039,570	1,085,555	45,985
SEPTEMBER	1,482,392	1,541,547	59,155	494,132	513,850	19,718	988,260	1,027,697	39,437
OCTOBER	1,498,658	1,627,762	129,104	499,553	542,588	43,035	999,104	1,085,173	86,069
NOVEMBER	1,507,280	1,589,171	81,891	502,428	529,725	27,297	1,004,852	1,059,446	54,594
DECEMBER	1,573,317	0	0	524,440	0	0	1,048,877	0	0
JANUARY	1,604,214	0	0	534,739	0	0	1,069,475	0	0
FEBRUARY	1,652,707	0	0	550,903	0	0	1,101,803	0	0
MARCH	1,395,078	0	0	465,027	0	0	930,051	0	0
APRIL	1,426,951	0	0	475,651	0	0	951,300	0	0
MAY	1,597,576	0	0	532,526	0	0	1,065,049	0	0
JUNE	1,561,925	0	0	520,643	0	0	1,041,282	0	0
TOTAL	18,380,187	8,011,624	443,205	6,126,741	2,670,547	147,735	12,253,443	5,341,077	295,471

Total Sales Tax Check

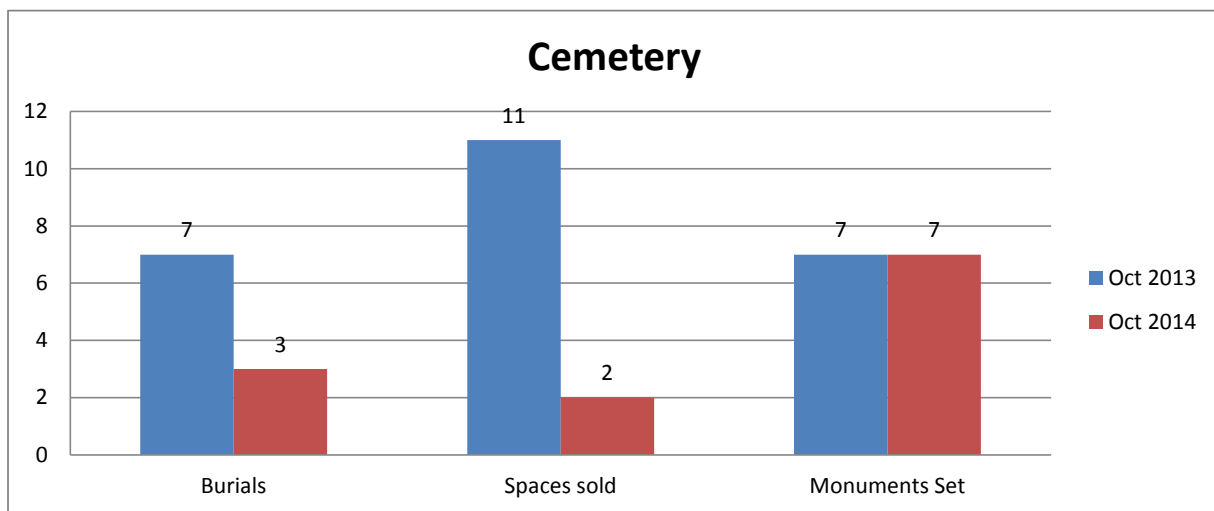
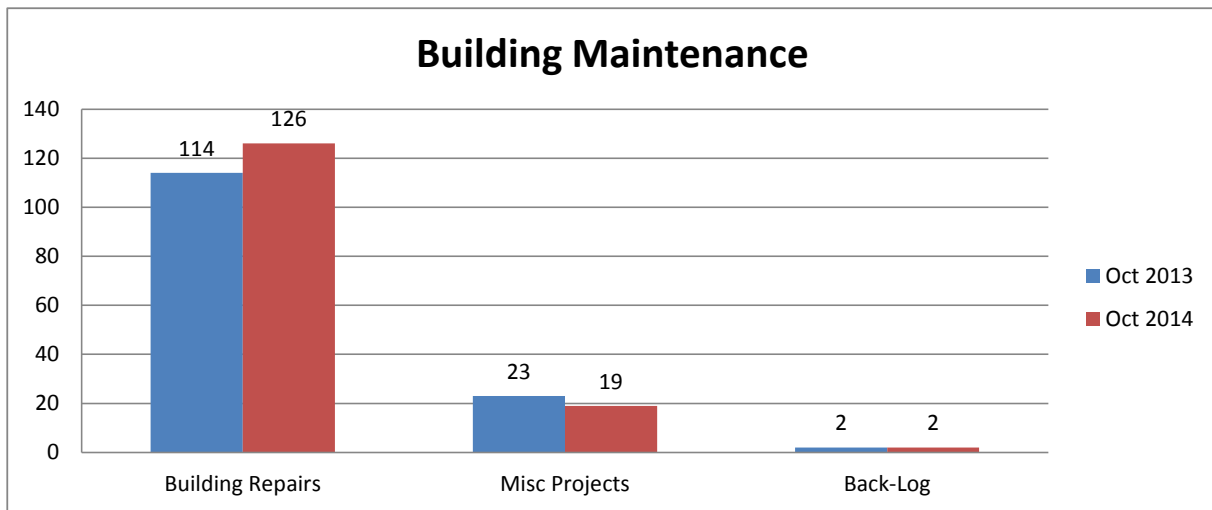
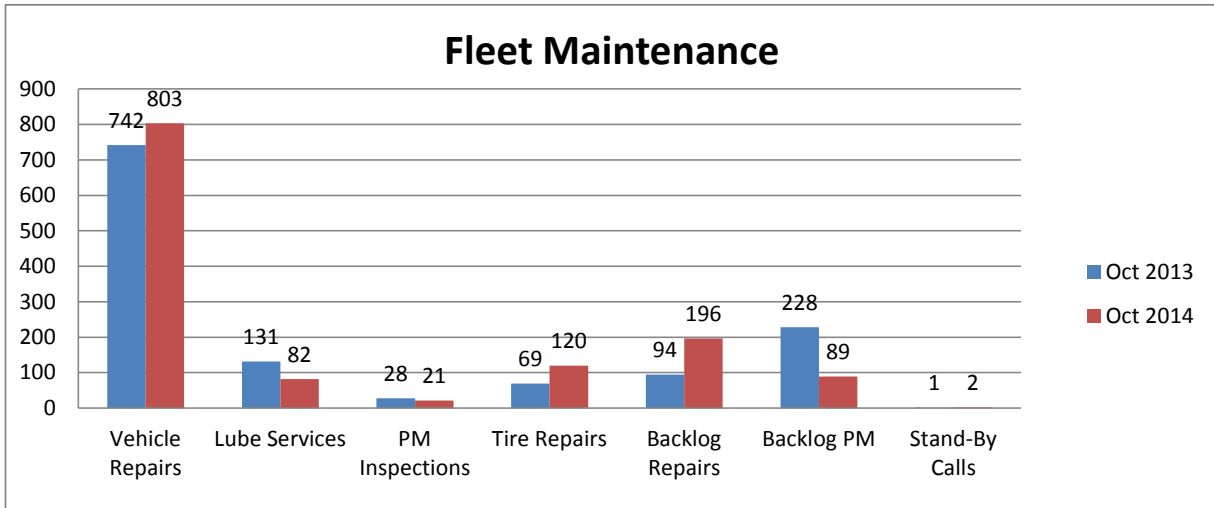
MONTH	ACTUAL 2013-2014	ACTUAL 2014-2015	DIFFERENCE	ACTUAL 2013-2014	ACTUAL 2014-2015	DIFFERENCE
JULY	0	0	0	3,041,463	3,249,622	208,159
AUGUST	0	0	0	3,118,713	3,256,667	137,954
SEPTEMBER	0	0	0	2,964,784	3,083,094	118,310
OCTOBER	0	0	0	2,997,315	3,255,523	258,208
NOVEMBER	0	0	0	3,014,560	3,178,341	163,781
DECEMBER	0	0	0	3,146,633	0	0
JANUARY	0	0	0	3,208,427	0	0
FEBRUARY	0	0	0	3,305,413	0	0
MARCH	0	0	0	2,790,156	0	0
APRIL	0	0	0	2,853,902	0	0
MAY	0	0	0	3,195,151	0	0
JUNE	0	0	0	3,123,849	0	0
TOTAL	0	0	0	36,760,366	16,023,247	886,412

Jay L. Heinrichs
11/10/2014

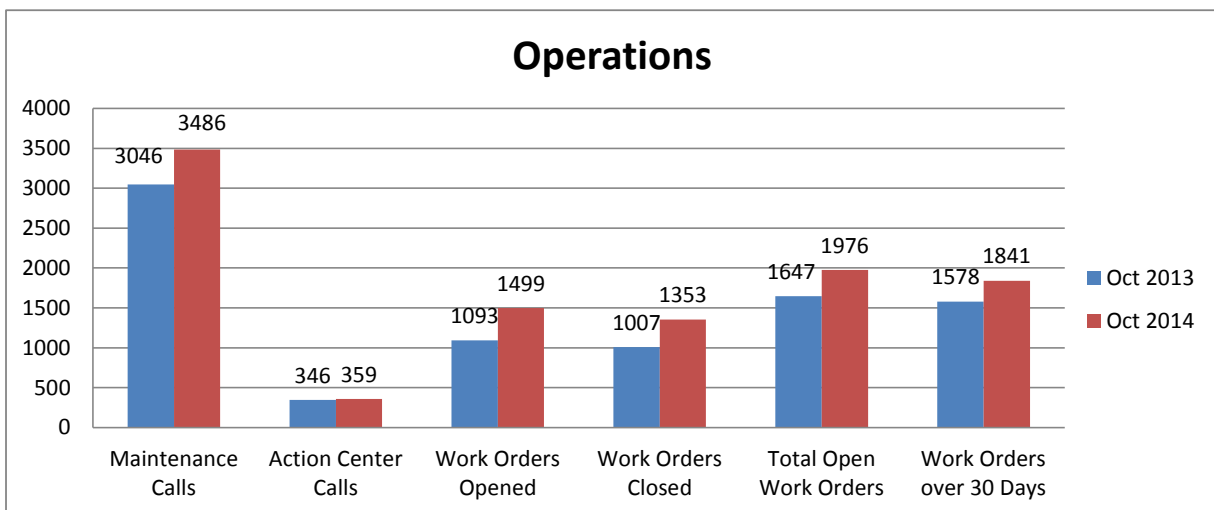
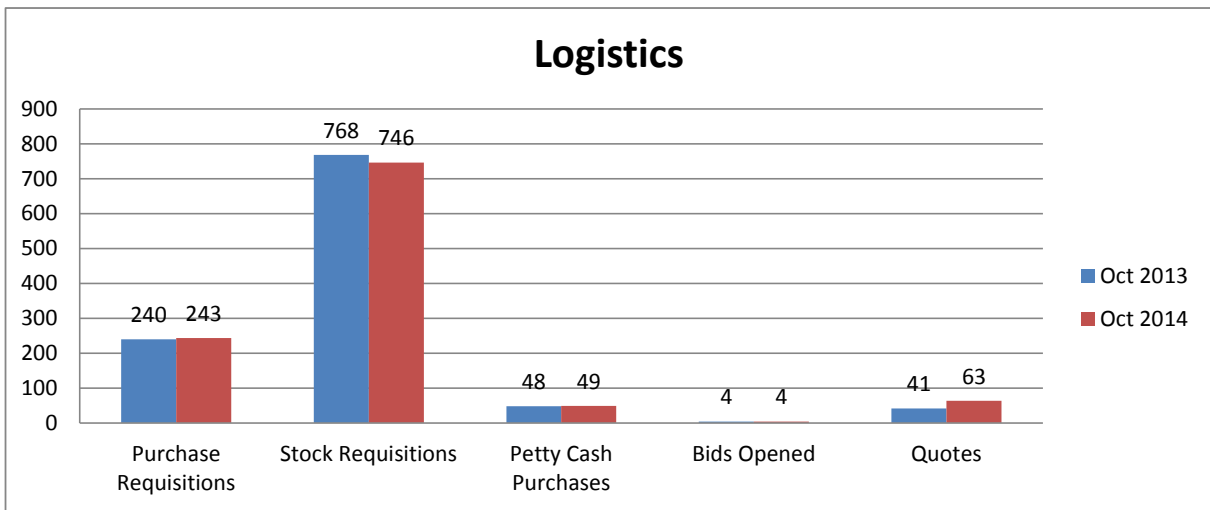
General Services Monthly Report October 2014



General Services Monthly Report October 2014



General Services Monthly Report October 2014



INTEROFFICE MEMO

To: Russell M. Gale, Acting City Manager
From: Norm Stephens, Assistant to the City Manager / Economic Development
Coordinator
Date: November 10, 2014
Re: Tulsa Future Report

Sir, I am providing you with a copy of the Tulsa's Future Regional Economic Development Activity Update for October 1 – October 31, 2014.



**Regional Economic Development Activity Update
October 1 – October 31, 2014**

Announcements & New Jobs Created

- New Jobs Created
 - Number of new jobs created per month and year
 - Number of jobs greater/less than \$50,000

	Greater than \$50,000	Less than \$50,000	Total Jobs
For the month of October 2014	904	155	1,059
Total for 2014	2,501	895	3,396
Total for 2013	2,484	3,514	5,998
Total for 2012	2,425	1,078	3,503
Total for 2011	<u>4,100</u>	<u>4,105</u>	<u>8,205</u>
Totals for 2011-2014	11,510	9,592	21,102

Business Attraction

Describe the efforts and results to attract business with regards to:

- New Prospects & Site Visits/Number of New Prospects and/or Site Visits
 Current Month: 3
 Year to Date: 25
 Total 2013: 20

- New Projects – Proposals Submitted
 Current Month: 0
 Year to Date: 37
 Total 2013: 62

- Lead Development
 Current Month: 6
 Year to Date: 78
 Total 2013: 75

Lead Development Companies

Omega Flex, Inc., Sono-Tek Corporation, ASSOCIATED MATERIALS, LLC, Core Molding Technologies, Inc., Callaway Golf Company, EMDEON INC.

Regional Partner Scheduled Appointment Opportunities

We would like to extend the opportunity for you to attend any or all of these scheduled appointment events. We will be setting up scheduled appointments with site consultants and corporate real estate executives in the targeted cities below. In order to participate, we ask that you inform us of your participation by the deadline and arrange for your individual travel expenses.

Scheduled Appointments for 2014

Destination	Participation Deadline	Scheduled Appointment Dates	Communities Attending
Chicago, IL	February 11	March 19-20	
Minneapolis, MN	February 24	March 25-27	PSO
Phoenix, AZ	March 21	April 22-24	
Atlanta, GA	July 1	August 5-7	
Dallas, TX	July 17	August 19-21	MidAmerica Industrial Park
Chicago, IL	September 4	October 7-9	
Charlotte/Greenville, NC	September 11	October 13-16	Muskogee, PSO
Denver, CO	November 10	December 8-10	

Scheduled Appointments for 2015

Destination	Participation Deadline	Scheduled Appointment Dates	Communities Attending
Phoenix, AZ	January 17	February 17-19	
Minneapolis, MN	March 1	March 31 – April 2	

Business Retention & Expansion

- Existing Company Visits
 Current Month: 70
 Year to Date: 587
 Total 2013: 536

External Marketing

Charlotte, NC/Greenville, SC Scheduled Appointments – October 13-16

The Vice President of Economic Development, along with representatives from the Muskogee City-County Port Authority, PSO and the Oklahoma Department of Commerce, met with four consultants in Charlotte, NC and five consultants in Greenville, SC. The purpose of these meetings was to inform the consultants of the economic development resources of the Tulsa region and strengthen the relationships with the consultants to help generate future projects.

OIPA Annual Conference – October 26-28

The OIPA Annual Conference had over 250 attendees and 30 exhibitors. Participants included all facets of the energy industry; upstream, midstream, downstream, engineering, business to business and suppliers. TRC connected with the following companies: Sunoco, DCP Midstream, SM Energy, Cochran Chemical, Zeeco, Stonebridge Consulting, EnvironClean, Sparq and Halliburton. There were seven presentations with economic impact, environment, geological and forecast information useful in the support of energy industry in Oklahoma and US.

Chicago, IL Scheduled Appointments Trip October 7-9

Project Manager travelled to Chicago, Illinois to attend scheduled appointments with seven consultants. These consultants are still seeing significantly more projects than last year. Several consultants inquired about available industrial buildings and there were two requests for available class A/B office properties. Property options were sent with follow-up correspondence. Oklahoma's current legislative climate and its effect on incentives was a common subject, as well.

Entrepreneurial Summit, Oklahoma City – October 17

The Entrepreneurial Summit featured key speaker Dave Berkus, a noted speaker, author and early stage private equity investor. He is acknowledged as one of the most active angel investors in the country. The Summit also provided an overview of resources and funding available startup companies including lessons learned from a panel of local entrepreneurs and investors. The Chamber / Forge hosted a table at the event's closing luncheon.

Regional Partner Educational Forums with National Site Consultants

- April 2014 – Jim McGraw, Partner with Keating Muething and Klemkamp PLL, discussed regional collaborations, creative incentive proposals and the Macy's project.
- June 2014 – Betty McIntosh, Managing Director Business Incentives Practice Cushman Wakefield, discussed trends in economic development and the importance of incentives.

Regional Partner Meetings

- February 9, 2015
- May 5, 2015
- August 6, 2015
- November 3, 2015

All Meetings 12:00 p.m. to 1:30 p.m.

- **Tulsa's Future Annual Meeting**
Date: Monday, April 20, 2015
Time: 5:00 p.m. to 6:30 p.m.
Location: Southern Hills Country Club, North Ballroom, 2636 East 61st Street, Tulsa

2. GENERAL CORRESPONDENCE / NOTIFICATION



KF

Contact: Krista Flasch
Director of Communications
City of Broken Arrow
Phone: (918) 259-2400, ext. 5309
Mobile: (918) 409-7771
Fax: (918) 259-8226

23rd Street to Close Intermittently for Right-of-Way Clearing Next Week

Broken Arrow, Okla. (11/13/2014) – City of Broken Arrow crews have been actively working on the removal of vegetation and trees on city street right-of-ways, in order to reduce the risk of fallen trees on roadways during winter weather.

In order to continue this project, crews will be working in the area of 23rd (193rd E. Ave) and College next week that will require the closure of 23rd Street during work hours. As a result, 23rd Street from College Street to Houston Street (81st) will be closed on the following dates and times:

- Monday, November 17 from 8:30 a.m. to 2:30 p.m.
- Tuesday, November 18 from 8:30 a.m. to 2:30 p.m.
- Wednesday, November 19 from 8:30 a.m. to 2:30 p.m.

Detour notifications will be in place. Southbound traffic on 23rd Street will be detoured either west on College Street or east on old Highway 51.

Motorists traveling north on 23rd will be diverted either east or west on Houston Street.

View a map of the affected roadway here: <https://goo.gl/maps/vEhwC>.

###

Contact: Sergeant Ed Ferguson
Broken Arrow Traffic Specialist Unit

City of Broken Arrow Police Department
Phone: (918) 451-8200 ext. 8772
Cellular: (918) 260-6257
Fax: (918) 451-0979

FOR IMMEDIATE RELEASE: Responders Remind Drivers to *MOVE OVER*

Broken Arrow Police and Fire officials are reaching out to the motoring public in an effort to quell an increasing trend in the number of collisions that are occurring involving emergency vehicles that are responding to emergencies. Broken Arrow Emergency Responders have been struck by three motorists while making emergency responses with emergency lights and sirens engaged in recent months.

In early August, a BA EMS unit was involved in a crash when another driver turned left in front of the ambulance while it was making an emergency transport to the hospital. In late October, a police vehicle was struck by a driver that failed to properly yield by turning left into the path of the officer, and yesterday a BA Fire truck that was responding to a major structure fire was involved in a collision when a driver turned into the path of the fire truck at an intersection.

Collisions involving emergency vehicles can have devastating results, not only from the high risk of injuries to the responders and other parties, but also to the victims of the incidents emergency personnel are responding to. The reason these collisions occur are varied, but the primary factors are the lack of attention on the part of other drivers or they fail to properly yield to the emergency vehicles. In order to reduce these incidents, we remind all drivers to:

- Remain attentive to your driving at all times; reduce noise and distractions while driving.
- Abide by the law when you see or hear an emergency vehicle, pull to the **RIGHT** side of the road and come to a complete stop. Never turn left to get out of the path of an emergency vehicle.
- Always assume that if you see one emergency vehicle, there **WILL** be others. Always pause before you pull back into traffic, look & listen for other emergency vehicles.

Your emergency personnel are here to save others from tragedies that occur. In return, we ask the public to do their part in allowing us the safe ability to get where we are most needed in a safe and timely manner.

###



INTEROFFICE MEMO

To: Honorable Mayor and City Councilors
From: Jeff Jenkins, Assistant City Manager
Date: November 14, 2014
Re: News Articles: Warren Theatre Progress and Rose District Booming

Please find the attached two news articles concerning the upcoming opening of Warren Theatre and the Rose District success.

Respectfully submitted,



Jeff Jenkins

jmh

Attachment

Broken Arrow's Warren Theatre to open Dec. 17

BY MICHAEL SMITH World Scene Writer | Posted: Friday, November 14, 2014 12:00 am

Photo Gallery: Warren Theatre in Moore

Video: A tour of the Warren Theatre in Moore, Oklahoma

Video: Warren Theatre in Moore offers clues to what Broken Arrow movie theater will be like



The Broken Arrow Warren Theatre, billing itself as having the largest screens in the Tulsa area and with an owner's goal of building "the nicest theater in America," will open Dec. 17.

Owner Bill Warren, whose luxury theater in Moore has been one of the most-attended theaters in the U.S. for years, spent \$43.5 million to build what he calls his "best theater yet."

He had originally hoped to have the facility open before Thanksgiving, but the building of this theater has never been about opening it by a specific date, but by "when it's ready," Warren said in a phone interview from his Wichita headquarters.

"Let me put it this way: I just turned 66 the other day, and this theater is personal to me," Warren said. "It's about trying to build the nicest theater in the country, and that's very personal to me, and I feel that we've succeeded."

It takes time to install 51 tons of marble, 22.7 miles of speaker wire and air-conditioning units that will require 5.6 million BTUs to operate, Warren said.

At 150,000 square feet upstairs and downstairs, "it's the largest theater built in the U.S. in the last decade and definitely the most luxurious," Warren said.

"I realize that 51 tons of marble doesn't make the movie any better, but it makes the experience better. It looks really neat, and it reminds me of the old theaters of the past."

Custom-built seats are another part of the luxury offering. There are five different kinds of seating venues, ranging from large theater seats to balconies with big loveseats to at-your-seat food service in "director's suites" for those age 21 and older.

Warren IMAX Theatre in Moore

The Warren IMAX Theatre in Moore. Custom-built seats are one part of the luxury offering of Warren Theatre. There are five different kinds of seating, ranging from large theater seats to balconies with big loveseats to at-your-seat food service in "director's suites" for those age 21 and older. STEVE GOOCH/The Oklahoman

In addition: No one will ever have to share an armrest at the Warren Theater (each seat has its own), many seats are heated (low, high and off), and each seat has “a ton of legroom,” Warren said.

“I don’t know why theaters do this, but there’s too often just no legroom; we could have 1,000 more seats if I were doing what other theater companies are doing,” he said.

“When you have to stand up to let people walk through, or you have to put down your recliner to let people through, I don’t think that’s right. Customers notice those things, and I think they’ll like what we offer in the details.”

The Warren Theatre will be the main anchor tenant for the 100-plus acre development called the Shops at Aspen Creek, located on 121st Street and east of the Creek Turnpike’s interchange at 145th East Avenue, or Aspen Avenue, as it’s known in Broken Arrow.

In a couple of weeks, Warren will stage a “screen-raising” of the largest screens, which he promises are “unlike anything you’ve seen” and for which he is keeping the details private.

“Our overall standard pricing is going to be competitive, so customers can look at spending about the same price and getting far more for their money,” he said.

“It’s not just that we spent more money, but the thought that went into it. If you’ve been to our Moore theater, notch that experience up by another 40 percent, and you’ve got the Broken Arrow theater, which will be a regional attraction. We will draw from far outside the Tulsa regional area.”

In addition, Warren management will hire 200 people to work at the theater, which includes a diner and malt shop.

“At most you might find a big theater that has 50 employees. We’re hiring 200 because we have to have not only the nicest building and experience, but also the best service.”

The total experience, Warren said, has been successful in bringing back people who had stopped attending movie theaters.

The Broken Arrow Warren Theatre opens Dec. 17, the opening day for “The Hobbit: The Battle of the Five Armies” and just before other holiday films including “Annie,” “Into the Woods” and “Unbroken.”



Thriving Rose District Behind Broken Arrow Business Boom

Posted: Nov 13, 2014 10:10 PM CST
Updated: Nov 13, 2014 10:10 PM CST

ALLISON HARRIS, NEWS ON 6 [BIO](#) [EMAIL](#)



BROKEN ARROW, Oklahoma - A business boom has pushed Broken Arrow's sales tax revenue four-times higher than it was last year; that boom is being fueled by the blossoming Rose District.

Even in frigid temperatures, Broken Arrow's Rose District is in bloom, celebrating the annual Holiday Tea-Off.

"This place was dead. Two years ago, we were here tonight, there would be nobody here," Broken Arrow Chamber President Wes Smithwick said.

In The Raw is a new tenant of the Rose District and have been pleased with what they've seen.

"Lots of fabulous positive comments and feedback," Owner, Amy Leet said. "People are really thrilled that we're here in downtown Broken Arrow."

Pinot's Palette, Fleet Feet, Andolini's and The Rooftop are all also new, and many are excited about what else is coming to the Rose District.

Broken Arrow resident, Megan Demello said, "We've been to The Rooftop twice and we really enjoy it. It's really good."

The Rose District is doing so well, it's almost over grown.

"We need more buildings," Smithwick said. "Very good problem to have and it's, we couldn't be more pleased."

Kellie Blanton, who owns Glamour Gowns And More said, "The walk by traffic is up as well as just kind of the community atmosphere, so it's nice to see that people are coming back downtown."

It's been a year since the city and chamber invested in the Rose District's streetscape, and the return on investment has been impressive.

"For every one dollar invested we've had three dollars returned in public money, and that's just in the infrastructure work we did," Smithwick said.

Sales tax revenue is up almost 400 percent.

4/17/2014 Related Story: Broken Arrow's Rose District Continues To Bloom

"It's a lot more organized than what it has been before. They've done really well with it. I'm impressed," Demello said.

The best news is there are more restaurants and retail on the way, but Smithwick won't say which businesses are coming to B.A.

"Can't announce that yet," Smithwick said.

Smithwick may not have said which restaurants and shops are coming, but he did say the city will soon add a fountain to the Rose District.

3. SPECIAL EVENTS / ACTIVITIES



To: Russell Gale, Acting City Manager
From: Lori Hill
CC:
Date: November 12, 2014
Re: Notes to Council – Holiday Lighting Ceremony

Good morning -

It's hard to believe that it has been just one year since the completion of the Rose District. The unprecedented growth that we have seen in this short period of time has been a welcome reminder that the efforts of true collaboration can lead to amazing results. We would like to invite you to celebrate this milestone with us at a One Year Anniversary Holiday Lighting Ceremony. We will gather in the district on **Monday, November 17, at 5:30 p.m. at the Mid-Block Crossing between Dallas & Commercial** to reflect on the amazing accomplishments that have been made during this hallmark year, all culminating with the lighting of the Rose District holiday lights spanning the core of the district.

Please RSVP to warren.unsicker@baedc.com by Friday, Nov. 14th so we can plan accordingly. We look forward to celebrating with you, and encourage you to invite your friends to witness the lighting and enjoy some holiday shopping in the Rose District.

In addition, we hope to see you this **Thursday, November 13, from 6-9 p.m. for the [Holiday Tea-Off](#)**. Join our community and ring in the holiday season with an evening featuring horse-drawn carriage rides, live entertainment, refreshments and a visit from Santa.

Please let me know if you have any questions.

Lindsey Wichern

Downtown Coordinator

Cell: 918-949-8186 | Office: 918-893-2107

www.rosedistrict.com | www.baedc.com

