

To: Honorable Mayor and City Councilors
From: Russell Gale, Acting City Manager
Date: December 19, 2014
Re: Notes to Council

1. STAFF REPORTS / ITEMS REQUIRING IMMEDIATE ATTENTION

- General Services Monthly Report – November 2014
- Broken Arrow Fire Department Monthly Report – November 2014

2. GENERAL CORRESPONDENCE / NOTIFICATION

- Cox Communications Letter: Upcoming Channel Changes

3. SPECIAL EVENTS / ACTIVITIES

- Upcoming Rose District Events

Respectfully submitted,



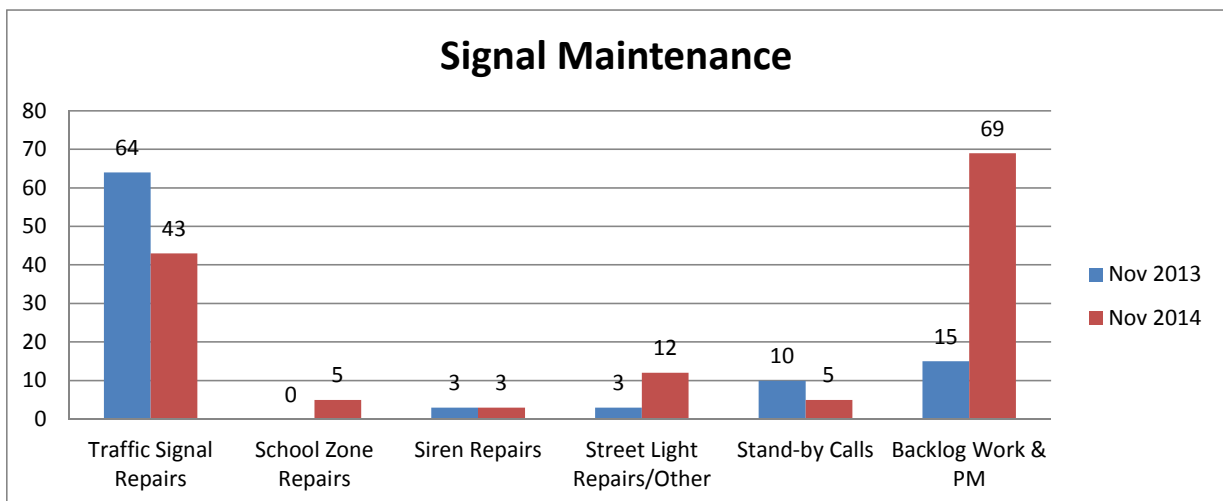
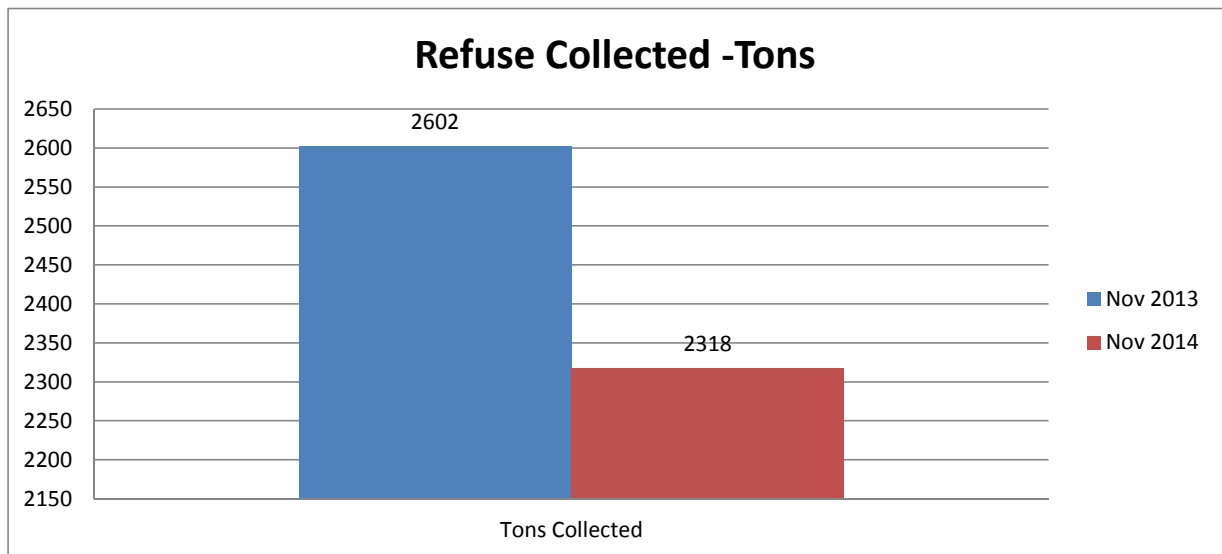
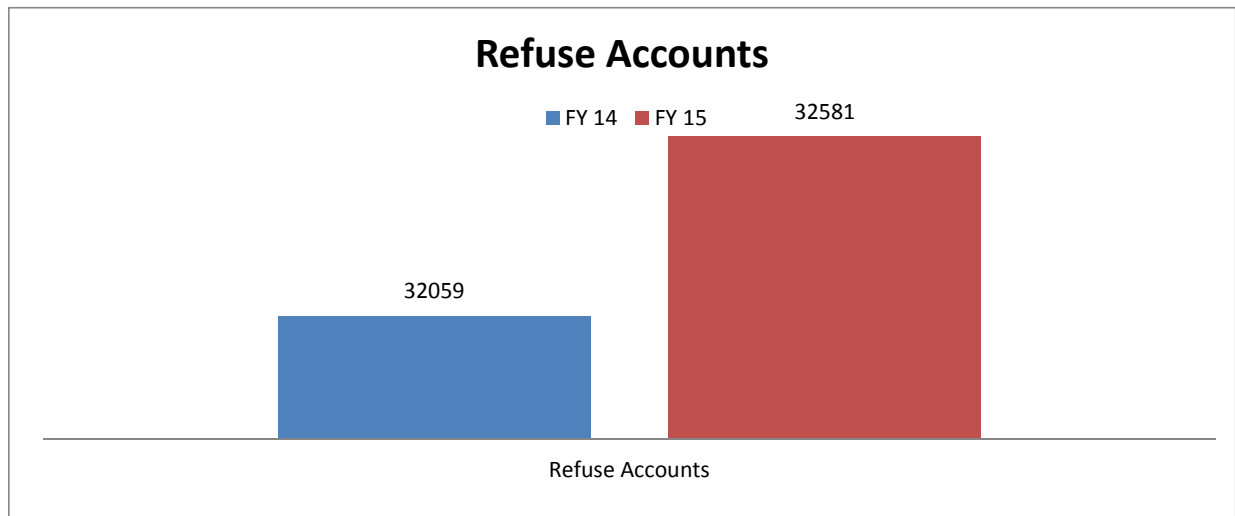
Russell Gale

jmh
Attachments

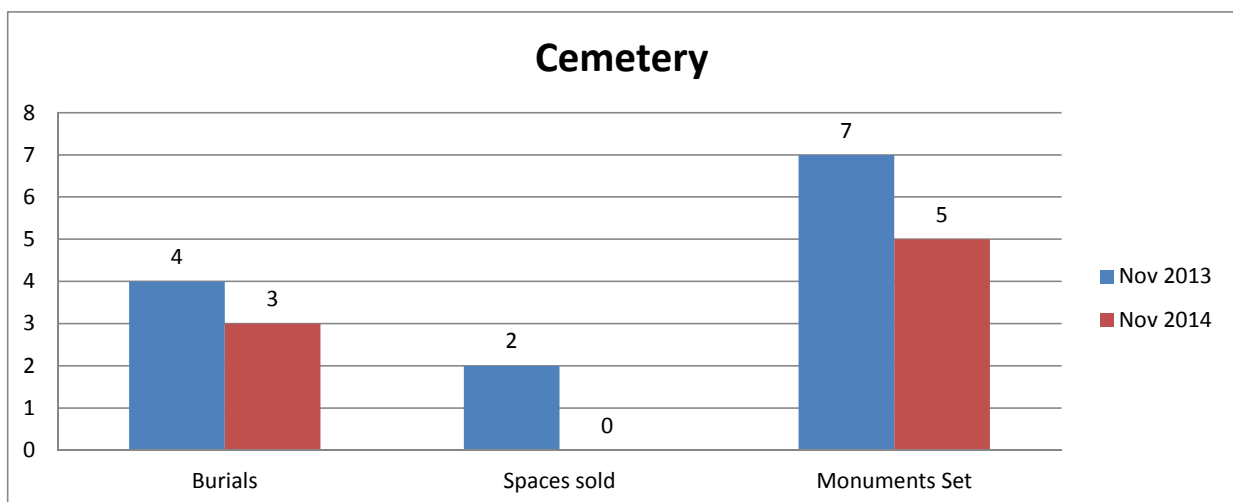
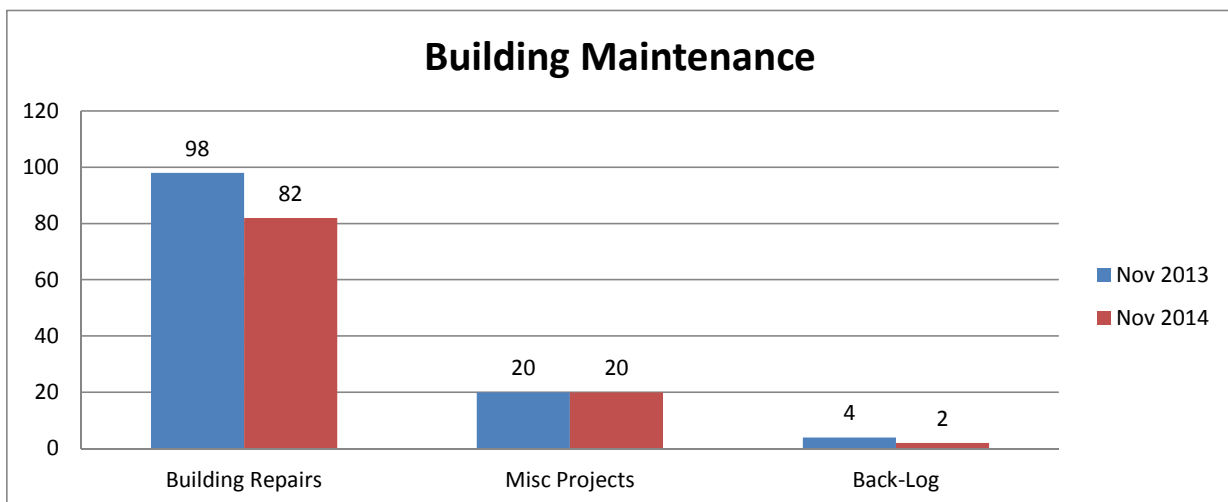
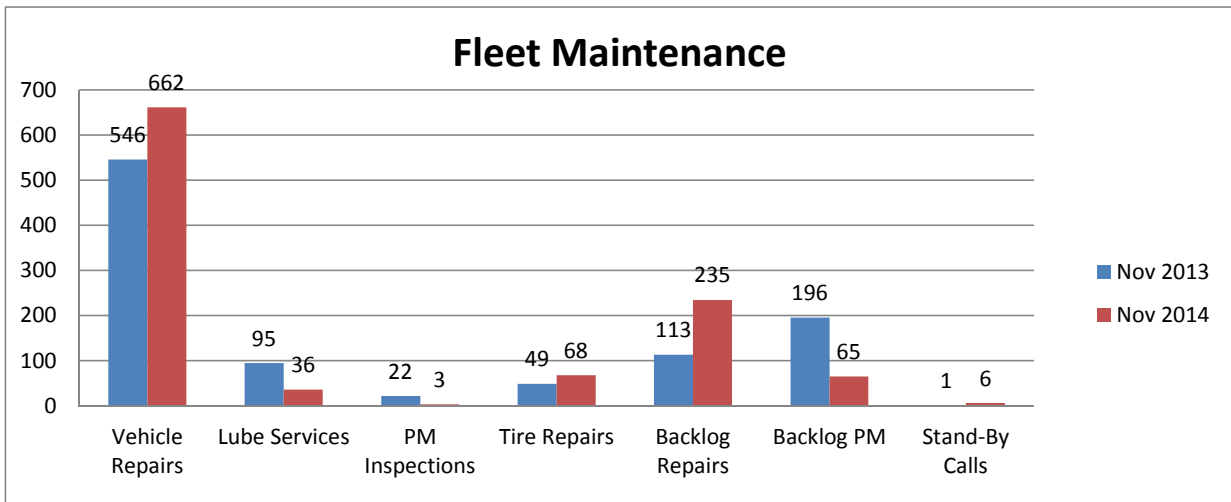
1. STAFF REPORTS / ITEMS REQUIRING IMMEDIATE ATTENTION



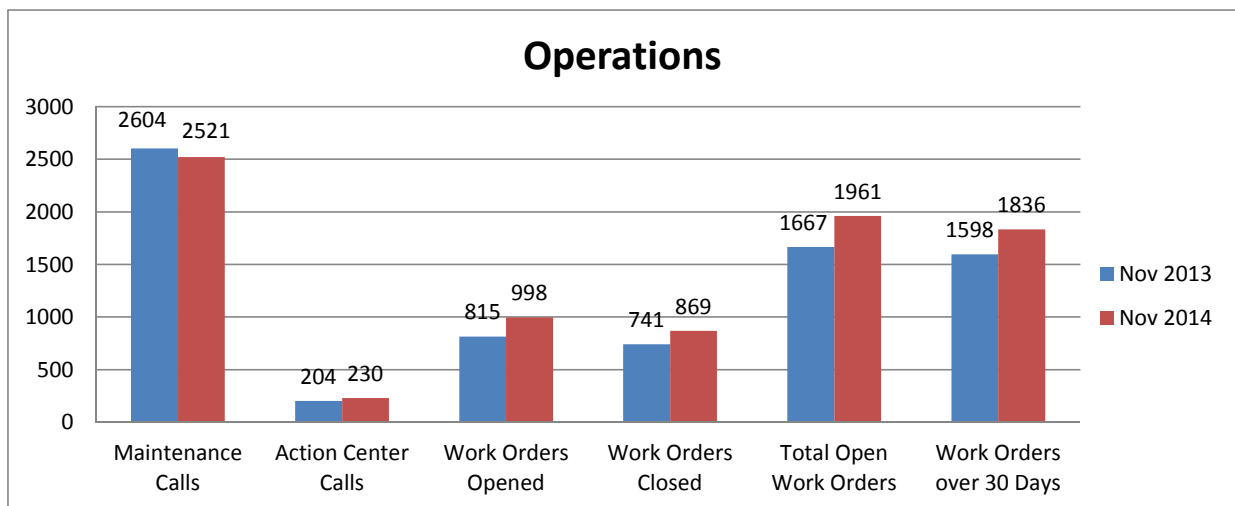
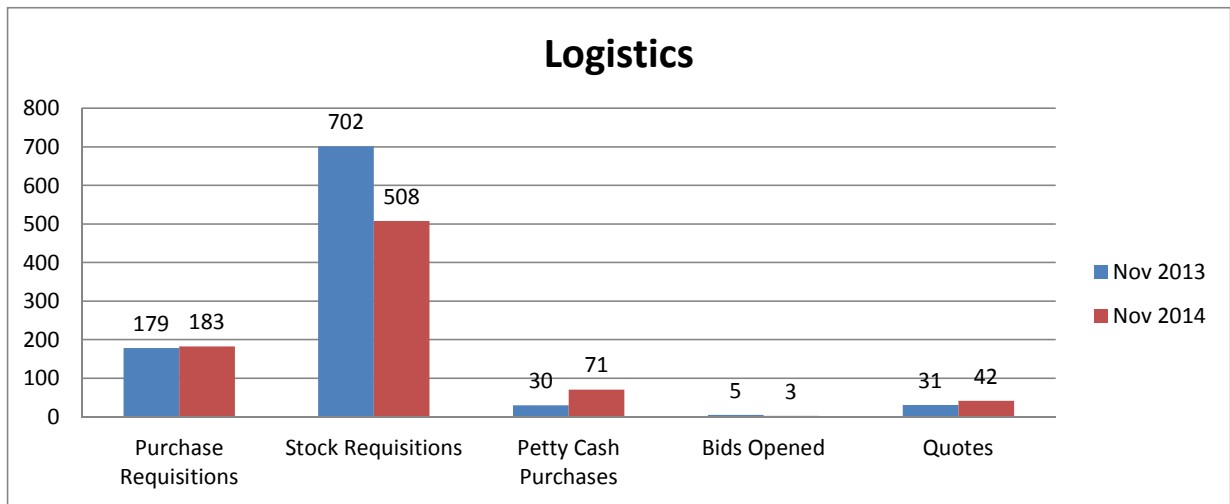
General Services Monthly Report November 2014



General Services Monthly Report November 2014



General Services Monthly Report November 2014



INTEROFFICE MEMO

Broken Arrow Fire Department

To: Russell Gale, Acting City Manager
From: Steven Jarrett, Acting Fire Chief
Date: December 19, 2014
Re: November 2014 Monthly Report

Please see the attached reports detailing

EMS Responses
Fire Responses
Fire Prevention Inspections
Fire Investigations
Fire & EMS Overview
Monthly Incident Summary Report



Broken Arrow Fire Department Monthly Report
November 2014

Page 1 of 4

	<u>This Fiscal Year</u>	<u>Last Fiscal Year</u>	<u>Percentage Change</u>
EMS Responses	618	619	-16%
Fire Responses	203	203	0%
Fire Prevention Inspections	44	19	132%
Fire Investigations	7	8	-12%
Total Training Hours	971	2231	-56%



Broken Arrow Fire Department Monthly Report
November 2014

	Station	Assist Other Stations	Assist EMS	
District 1	35	15	69	This Month
	163	77	370	Total Fiscal Year
District 2	56	11	87	This Month
	252	48	404	Total Fiscal Year
District 3	16	11	32	This Month
	78	44	162	Total Fiscal Year
District 4	37	06	35	This Month
	147	19	201	Total Fiscal Year
District 5	44	11	85	This Month
	207	43	409	Total Fiscal Year
District 6	42	13	62	This Month
	189	42	401	Total Fiscal Year
Total	230	67	370	This Month
	1036	273	1947	Total Fiscal Year
	7.7	2.2	12.3	Total Number Runs per Day



Broken Arrow Fire Department Monthly Report
November 2014

Fire Suppression Average Response Times

	This Month	Same Month Last F/Y	Total This F/Y	Total Last F/Y
Station #1 Eng 1	4:42	4:39	4:28	4:27
Station #2 Eng 2	4:44	4:44	4:43	4:47
Station #3 Eng 3	5:00	5:23	4:39	5:14
Station #4 Eng 4	6:15	5:18	6:07	5:47
Station #5 Eng 5	4:26	3:38	4:02	3:51
Station #6 Eng 6	5:26	4:31	5:08	4:42
Total Average	5:05	4:42	4:52	4:48

BAFD Bench Mark Average Time - 1st in Engine 5:00, 2nd in Engine 7:00

EMERGENCY MEDICAL SERVICES

EMS Unit Run Destinations

Saint Francis - Tulsa	141	Hillcrest MC South	56
Saint Franics South	85	Hillcrest MC Tulsa	17
Saint John MC - Tulsa	72	OSU Medical Center	5
Saint John MC -BA	62		



Broken Arrow Fire Department Monthly Report
November 2014

EMS Runs by Type

	<u>This</u> <u>Month</u>	<u>Same</u> <u>Month</u> <u>Last F/Y</u>	<u>Total</u> <u>This F/Y</u>	<u>Total</u> <u>Last F/Y</u>
Numbers of Runs	618	619	3314	2989
Transports	448	452	2343	2361
Persons Treated	470	475	2466	2446
Cancelled En-route	14	14	101	35
EMS Suppression	129	133	608	623

EMS Average Response Times

	<u>This</u> <u>Month</u>	<u>Same</u> <u>Month</u> <u>Last F/Y</u>	<u>Total</u> <u>This F/Y</u>	<u>Total</u> <u>Last F/Y</u>
Station #1 Sq-1	3:56	3:54	3:58	3:50
Station #2 Sq-2	4:37	4:44	4:38	4:39
Station #3 Sq-3	4:11	4:02	4:20	4:18
Station #4 Sq-4	5:11	5:04	5:18	5:17
Station #5 Sq-5	3:45	3:41	4:03	3:54
Station #6 Sq-6	4:37	4:05	4:36	4:17
Total Average	4:23	4:15	4:29	4:22

BAFD Bench Mark Average Time 5:00

General information:

Total number of calls	Fire - 203	EMS - 608	Exposures - 0	Unknown - 0	All - 811
Average calls per day	Fire - 6.76	EMS - 20.26	All - 27.03		
Total number of arson calls	0				
Estimated dollar loss	Fire - 288,114	Other - 2	All - 288,116	Arson - 0	
Estimated value	Fire - 4,910,208	Other - 175,001	All - 5,085,209	Arson - 0	
Percentage saved	Fire - 94.13%	Other - 99.99%	All - 94.33%	Arson - .00%	
Total injuries	Fire service - 0	Civilian fire - 0	EMS - 0	Arson - 0	
Total fatalities	Fire service - 0	Civilian fire - 0		Arson - 0	
Total apparatus responses	Emergency - 1,455	Non-emergency - 203	All - 1,658		
Average responses per day	Emergency - 48.50	Non-emergency - 6.76	All - 55.26		
Average apparatus per call	Fire - 2.86	EMS - 1.76	All - 2.04		
Average turnout time	Emergency - 0:01:11	Non-emergency - 0:01:10	All - 0:01:11		
Average response time	Emergency - 0:05:31	Non-emergency - 0:06:18	All - 0:05:36		
Average contain time	Emergency - 0:13:57	Non-emergency - 0:28:53	All - 0:16:56		
Average total time	Emergency - 0:59:45	Non-emergency - 0:26:01	All - 0:55:56		
Total man hours	Fire - 415	EMS - 1,797	All - 2,213		
Average personnel per call	Fire - 6.39	EMS - 4.27	All - 4.80		
Total aid given calls	8				
Total aid received calls	0				

Total calls by incident group:

	Count	Average response time	Aid given	Exposures
100-173 Fire	38	0:06:02	4	0
200-251 Overpressure rupture, explosion, overheat - no fire	1	0:04:44	1	0
300-381 Rescue and emergency medical service incidents	608	0:05:28	1	0
400-482 Hazardous conditions (no fire)	16	0:05:13	1	0
500-571 Service call	56	0:06:41	0	0
600-672 Good intent call	61	0:02:28	1	0
700-751 and 7009 False alarm and false call	31	0:05:38	1	0

Total calls by incident type:

	Count	Aid given	Aid received	Exposures
100 Fire, other	1	0	0	0
111 Building fire	6	0	0	0
112 Fires in structure other than in a building	2	0	0	0
113 Cooking fire, confined to container	6	0	0	0
114 Chimney or flue fire, confined to chimney or flue	5	0	0	0
131 Passenger vehicle fire	2	0	0	0
140 Natural vegetation fire, other	1	0	0	0
141 Forest, woods or wildland fire	1	0	0	0
142 Brush or brush-and-grass mixture fire	5	3	0	0
143 Grass fire	9	1	0	0
221 Overpressure rupture of air or gas pipe/pipeline	1	0	0	0
300 Rescue, EMS incident, other	2	0	0	0
311 Medical assist, assist EMS crew	2	0	0	0
321 EMS call, excluding vehicle accident with injury	557	1	0	0
322 Vehicle accident with injuries	23	0	0	0
323 Motor vehicle/pedestrian accident (MV Ped)	1	0	0	0
324 Motor vehicle accident with no injuries	16	0	0	0
331 Lock-in (if lock out, use 511)	6	0	0	0
352 Extrication of victim(s) from vehicle	1	0	0	0
410 Combustible/flammable gas/liquid condition, other	1	0	0	0
411 Gasoline or other flammable liquid spill	5	0	0	0
412 Gas leak (natural gas or LPG)	6	0	0	0

Prepared: 12/17/14, 15:53:06

11/01/14 to 11/30/14

Program: FI263L

Total calls by incident type:		Count	Aid given	Aid received	Exposures
413	Oil or other combustible liquid spill	1	0	0	0
440	Electrical wiring/equipment problem, other	2	1	0	0
443	Breakdown of light ballast	1	0	0	0
500	Service Call, other	3	0	0	0
510	Person in distress, other	4	0	0	0
511	Lock-out	2	0	0	0
520	Water problem, other	1	0	0	0
531	Smoke or odor removal	4	0	0	0
542	Animal rescue	1	0	0	0
550	Public service assistance, other	2	0	0	0
553	Public service	2	0	0	0
554	Assist invalid	30	0	0	0
561	Unauthorized burning	7	0	0	0
600	Good intent call, other	4	0	0	0
611	Dispatched & canceled en route	26	1	0	0
6111	Dispatched & canceled en route-EMS	9	0	0	0
621	Wrong location	2	0	0	0
622	No incident found on arrival at dispatch address	7	0	0	0
631	Authorized controlled burning	5	0	0	0
651	Smoke scare, odor of smoke	6	0	0	0
652	Steam, vapor, fog or dust thought to be smoke	1	0	0	0
671	HazMat release investigation w/no HazMat	1	0	0	0
700	False alarm or false call, other	12	1	0	0
715	Local alarm system, malicious false alarm	2	0	0	0
733	Smoke detector activation due to malfunction	2	0	0	0
735	Alarm system sounded due to malfunction	2	0	0	0
736	CO detector activation due to malfunction	5	0	0	0
743	Smoke detector activation, no fire - unintentional	2	0	0	0
744	Detector activation, no fire - unintentional	1	0	0	0
745	Alarm system activation, no fire - unintentional	5	0	0	0

Totals calls by property use:		Count	Arson	Aid given
NNN	None	3	0	
000	Property use, other	9	0	
110	Fixed-use recreation places, other	2	0	
120	Variable-use amusement, recreation places, other	1	0	
121	Ballroom, gymnasium	1	0	
122	Convention center, exhibition hall	1	0	
131	Church, mosque, synagogue, temple, chapel	3	0	
150	Public or government, other	1	0	
161	Restaurant or cafeteria	2	0	
211	Preschool	1	0	
213	Elementary school, including kindergarten	6	0	
215	High school/junior high school/middle school	5	0	
254	Day care, in commercial property	2	0	
300	Health care, detention, & correction, other	1	0	
311	24-hour care Nursing homes, 4 or more persons	85	0	
321	Mental retardation/development disability facility	2	0	
331	Hospital - medical or psychiatric	9	0	
340	Clinics, doctors offices, hemodialysis cntr, other	30	0	
342	Doctor, dentist or oral surgeon office	2	0	

Totals calls by property use:		Count	Arson	Aid given
361	Jail, prison (not juvenile)	3	0	
400	Residential, other	2	0	
419	1 or 2 family dwelling	452	0	
429	Multifamily dwelling	44	0	
449	Hotel/motel, commercial	2	0	
459	Residential board and care	1	0	
500	Mercantile, business, other	3	0	
511	Convenience store	14	0	
519	Food and beverage sales, grocery store	12	0	
549	Specialty shop	4	0	
557	Personal service, including barber & beauty shops	2	0	
559	Recreational, hobby, home repair sales, pet store	3	0	
571	Service station, gas station	1	0	
580	General retail, other	2	0	
581	Department or discount store	3	0	
592	Bank	1	0	
599	Business office	1	0	
600	Ind., utility, defense, agriculture, mining, other	1	0	
610	Energy production plant, other	1	0	
700	Manufacturing, processing	1	0	
899	Residential or self-storage units	1	0	
900	Outside or special property, other	1	0	
931	Open land or field	9	0	
935	Campsite with utilities	2	0	
936	Vacant lot	1	0	
938	Graded and cared-for plots of land	5	0	
960	Street, other	38	0	
961	Highway or divided highway	8	0	
962	Residential street, road or residential driveway	8	0	
963	Street or road in commercial area	9	0	
965	Vehicle parking area	8	0	
981	Construction site	1	0	
983	Pipeline, power line or other utility right-of-way	1	0	

Total calls by district:		Count	Arson
001	District One	134	0
002	District Two	188	0
003	District Three	62	0
004	District Four	90	0
005	District Five	186	0
006	DISTRICT SIX	133	0
010	Outside City Area	18	0

Total calls by station:		Count	Aid given
001	Station #1	148	0
002	Station #2	160	0
003	Station #3	85	1
004	Station #4	99	1
005	Station #5	177	0
006	Station #6	142	6

Total calls by shift:		Count
------------------------------	--	--------------

Prepared: 12/17/14, 15:53:06

11/01/14 to 11/30/14

Program: FI263L

Total calls by shift:		Count
001	A Platoon	275
002	B Platoon	291
003	C Platoon	245

Total calls by action taken:		Count
00	Action taken, other	22
11	Extinguishment by fire service personnel	26
14	Contain fire (wildland)	2
16	Control fire (wildland)	1
22	Rescue, remove from harm	3
23	Extricate, disentangle	1
30	Emergency medical services, other	31
31	Provide first aid & check for injuries	49
32	Provide basic life support (BLS)	17
33	Provide advanced life support (ALS)	470
34	Transport person	22
41	Identify, analyze hazardous materials	1
43	Hazardous materials spill control and confinement	3
44	Hazardous materials leak control & containment	1
45	Remove hazard	1
50	Fires, rescues & hazardous conditions, other	1
52	Forcible entry	4
62	Restore sprinkler or fire protection system	1
64	Shut down system	2
70	Assistance, other	2
71	Assist physically disabled	28
72	Assist animal	2
73	Provide manpower	8
74	Provide apparatus	3
76	Provide water	1
78	Control traffic	2
85	Enforce codes	2
86	Investigate	60
87	Investigate fire out on arrival	5
90	Fill-in, standby, other	1
91	Fill-in or moveup	1
92	Standby	3
93	Cancelled en route	35

Apparatus totals:

Apparatus	Emergency responses	Average per day	Non-emergency responses	Average per day	Total responses	Average per day	Average turnout	Average response
BT1	2	.06	2	.06	4	.13	0:02:50	0:28:13
BT2	6	.20	3	.10	9	.30	0:00:48	0:05:28
BT4	10	.33	5	.16	15	.50	0:00:57	0:08:11
BT5	4	.13	2	.06	6	.20	0:00:52	0:05:28
BT6	11	.36	1	.03	12	.40	0:01:19	0:07:37
E1	120	4.00	18	.60	138	4.60	0:01:06	0:05:32
E2	133	4.43	13	.43	146	4.86	0:01:02	0:05:54
E3	53	1.76	11	.36	64	2.13	0:01:19	0:05:33
E4	61	2.03	18	.60	79	2.63	0:01:01	0:07:21

Apparatus totals:

Apparatus	Emergency responses	Average per day	Non-emergency responses	Average per day	Total responses	Average per day	Average turnout	Average response
E5	121	4.03	18	.60	139	4.63	0:01:07	0:05:06
E6	103	3.43	15	.50	118	3.93	0:01:11	0:06:15
FD211	23	.76	3	.10	26	.86	0:01:19	0:09:11
FD312	22	.73	4	.13	26	.86	0:01:17	0:12:50
FD313	2	.06	0	.00	2	.06	0:00:48	0:05:31
FD314	2	.06	0	.00	2	.06	0:00:59	0:05:56
LAD1	13	.43	2	.06	15	.50	0:01:28	0:09:45
RES1	33	1.10	1	.03	34	1.13	0:00:48	0:06:47
SQD1	158	5.26	18	.60	176	5.86	0:01:34	0:05:55
SQD2	143	4.76	18	.60	161	5.36	0:01:11	0:06:17
SQD3	85	2.83	5	.16	90	3.00	0:01:20	0:07:17
SQD4	80	2.66	19	.63	99	3.30	0:01:08	0:06:35
SQD5	155	5.16	13	.43	168	5.60	0:01:17	0:05:21
SQD6	115	3.83	14	.46	129	4.30	0:01:26	0:06:08

Fire incidents with dollar loss:

Incident ID	Date	Description	Dollar loss	Dollar value
2014-0008306-000	11/01/14	Cooking fire, confined to container 4515 W PRINCETON PL, BROKEN ARROW, OK, 74012	2	2
2014-0008315-000	11/01/14	Grass fire INTR CRBEK TURNPIKE & MUSKOGEE TURNPIKE	2	100,001
2014-0008341-000	11/02/14	Passenger vehicle fire 5205 S 193RD AVE, BROKEN ARROW, OK, 74014	3,501	6,500
2014-0008368-000	11/03/14	Grass fire 1000 N 27TH ST, BROKEN ARROW, OK, 74014	2	11,000
2014-0008380-000	11/03/14	Cooking fire, confined to container 1509 E GRANGER ST, BROKEN ARROW, OK, 74012	2	2
2014-0008387-000	11/03/14	Cooking fire, confined to container 1732 S 6TH ST, BROKEN ARROW, OK, 74012	2	2
2014-0008414-000	11/04/14	Building fire 2902 W WASHINGTON PL, BROKEN ARROW, OK, 74012	5,500	150,500
2014-0008415-000	11/04/14	Cooking fire, confined to container 1316 N FERN AVE, BROKEN ARROW, OK, 74012	101	251
2014-0008453-000	11/06/14	Passenger vehicle fire 3201 W HARTFORD ST, BROKEN ARROW, OK, 74012	7,002	11,005
2014-0008467-000	11/06/14	Fire, other 4526 S 214TH AVE, BROKEN ARROW, OK, 74012	20	20
2014-0008479-000	11/07/14	Grass fire 9015 S 305TH EAST AVE, WAGONER COUNTY, OK, 74014	2	250,001
2014-0008506-000	11/08/14	Chimney or flue fire, confined to chimney or flue 11820 S 121ST AVE, TULSA COUNTY, OK, 74011	501	1,500,000
2014-0008540-000	11/10/14	Fires in structure other than in a building 7837 S PARK AVE, BROKEN ARROW, OK, 74011	5,150	250,000
2014-0008572-000	11/11/14	Fires in structure other than in a building 19385 E 89TH ST, BROKEN ARROW, OK, 74014	800	800
2014-0008581-000	11/11/14	Chimney or flue fire, confined to chimney or flue 2200 W VICKSBURG ST, BROKEN ARROW, OK, 74011	2,001	700,000
2014-0008637-000	11/13/14	Building fire 2165 W JASPER ST, BROKEN ARROW, OK, 74011	150,000	325,000
2014-0008661-000	11/14/14	Building fire	80,000	225,000

Fire incidents with dollar loss:			Dollar loss	Dollar value
4100 S NARCISSUS AVE, BROKEN ARROW, OK, 74011				
2014-0008694-000	11/15/14	Chimney or flue fire, confined to chimney or flue	501	300,000
5093 S 204TH AVE, BROKEN ARROW, OK, 74014				
2014-0008698-000	11/15/14	Grass fire	2	2
INTR ASPEN & E 41ST ST				
2014-0008719-000	11/16/14	Building fire	13,000	270,000
2604 E FT WORTH ST, BROKEN ARROW, OK, 74014				
2014-0008747-000	11/17/14	Chimney or flue fire, confined to chimney or flue	6,000	6,000
1217 S 33RD ST, BROKEN ARROW, OK, 74014				
2014-0008751-000	11/17/14	Cooking fire, confined to container	800	800
3504 E LOUISVILLE ST, BROKEN ARROW, OK, 74012				
2014-0008762-000	11/18/14	Brush or brush-and-grass mixture fire	2	20,000
39000 E 71ST ST, WAGONER COUNTY, OK, 74014				
2014-0008807-000	11/20/14	Grass fire	501	12,000
2029 E RENO ST, BROKEN ARROW, OK, 74012				
2014-0008812-000	11/20/14	Brush or brush-and-grass mixture fire	2	150,000
4010 W NEW ORLEANS ST, BROKEN ARROW, OK, 74012				
2014-0008839-000	11/21/14	Building fire	600	220,000
2409 W EDGEWATER ST, BROKEN ARROW, OK, 74012				
2014-0008922-000	11/23/14	Chimney or flue fire, confined to chimney or flue	2	2
501 E GALVESTON DR, BROKEN ARROW, OK, 74012				
2014-0008953-000	11/24/14	Building fire	11,000	101,000
1614 N HICKORY AVE, BROKEN ARROW, OK, 74012				
2014-0008978-000	11/25/14	Grass fire	2	2
INTR 23RD & E ALBANY ST				
2014-0009021-000	11/26/14	Cooking fire, confined to container	800	300,000
10107 S GARNETT RD, BROKEN ARROW, OK, 740110000				
2014-0009052-000	11/28/14	Grass fire	2	2
800 S BUTTERNUT AVE, BROKEN ARROW, OK, 74012				
2014-0009074-000	11/29/14	Forest, woods or wildland fire	201	202
4525 S 214TH AVE, BROKEN ARROW, OK, 74014				
2014-0009075-000	11/29/14	Grass fire	101	102
1828 N 15TH ST, BROKEN ARROW, OK, 74012				
2014-0009078-000	11/29/14	Brush or brush-and-grass mixture fire	2	2
18510 E 44TH ST, TULSA, OK, 74134				
2014-0009080-000	11/29/14	Grass fire	2	2
4722 S 176TH PL, TULSA, OK, 74134				
2014-0009083-000	11/29/14	Brush or brush-and-grass mixture fire	2	4
18510 E 44TH ST, TULSA, OK, 74134				
2014-0009096-000	11/30/14	Brush or brush-and-grass mixture fire	2	2
INTR 43RD & S 184TH AVE				
2014-0009110-000	11/30/14	Natural vegetation fire, other	2	2
3419 S 216TH AVE, BROKEN ARROW, OK, 74014				
Totals:		38 incidents	288,114	4,910,208

Other incidents with dollar loss:			Dollar loss	Dollar value
2014-0008543-000	11/10/14	Authorized controlled burning	2	175,001
6909 S 254TH AVE, WAGONER COUNTY, OK, 74014				
Totals:		1 incidents	2	175,001

2. GENERAL CORRESPONDENCE / NOTIFICATION



Cox Communications
6301 Waterford Boulevard, Suite 200
Oklahoma City, Oklahoma 73118
Telephone 405/600-8282



December 17, 2014

City of Broken Arrow

DEC 19 2014

City Manager's Office

Russell Gale
City Manager, City of Broken Arrow
220 S. First Street
Broken Arrow, OK 74012

Dear Russell ,

The following channel changes will occur for Cox Communications and Cox Business customers:

- On or after January 20th, 2015:
 - IND (KWHB) will be moving from channel 7 to 9. IND (KWHB) will continue to be available with a subscription to Cox TV Starter.
 - CW (KQCW) will be moving from channel 12 to 7. CW (KQCW) will continue to be available with a subscription to Cox TV Starter

We are truly grateful for the opportunity to serve your community. If you have any questions regarding these changes, please contact me at (405) 286-5061 or Robbie.squires@cox.com.

Best Regards,

A handwritten signature in blue ink that reads "Robbie Squires".

Robbie Squires
Government Affairs Manager
Cox Communications

3. SPECIAL EVENTS / ACTIVITIES



To: Russell Gale, Acting City Manager
From: Lori Hill
CC: Scott Esmond
Date: December 15, 2014
Re: Notes to Council – Updated upcoming Rose District Events

Updated upcoming Rose District events from Lindsey Wichern:

UPCOMING EVENTS

- November 13-December 31 – [Holiday Pop-Up Shops](#) – Debra Wimpee
 - No street closures—located at 210 S. Main Street
- December 19 – [Debby Boone Holiday Show](#) – Broken Arrow PAC
 - No street closures
- January 25 – [Anything Goes](#) – Broken Arrow PAC
 - No Street Closures

ADDITIONAL INFORMATION

- **Advertising Opportunity:** School House Folder has an advertising opportunity for local businesses. Please see below for additional details and contact Mark Baumbaugh, Mark@Schoolhousefolders.com or 1-800-962-2587 ext 1018, with any questions.