

ADOPTED  
FY2015 BUDGET  
FY2016 FINANCIAL PLAN



**BROKEN ARROW**

*Where opportunity lives*



# BROKEN ARROW

*Where opportunity lives*

## **PRINCIPAL OFFICIALS**

### **MAYOR AND CITY COUNCIL**

Honorable Craig Thurmond, Mayor (Ward II)  
Honorable Richard Carter, Vice Mayor (Ward I)

Honorable Mike Lester (Ward III)  
Honorable Jill Norman (Ward IV)  
Honorable Johnnie Parks (At-Large)

## **ADMINISTRATION**

Thomas M. Moton, Jr., City Manager  
Jeffery Jenkins, Assistant City Manager

Steven R. Jarrett, Acting Fire Chief  
Steve Arant, Streets/Stormwater Director  
David Boggs, Chief of Police  
Thomas L. Caldwell, Finance Director/Treasurer  
Anthony Daniels, Utility Department Director  
Scott Esmond, Parks and Recreation Director  
Russell Gale, Human Resources Director  
Thomas Hendrix, Acting Engineering/Construction Director  
Michael Skates, Development Services Director  
Beth Anne Wilkening, City Attorney  
Lee Zirk, General Services Director

Thank you to the City Clerk's office for the  
printing and binding of the budget book.

**FY2015 BUDGET**

**FY2016 FINANCIAL PLAN**



**June 16, 2014**

**Mayor and City Council**

This budget message presents for your consideration the City of Broken Arrow's proposed budget for Fiscal Year 2015. This budget constitutes the City's revenue and expense authorizations for Fiscal Year 2015. Additionally, this proposed budget document also includes a proposed preliminary Financial Plan for Fiscal Year 2016. While my comments shall be addressed to the proposed budget, I am pleased to be able to submit the first two-year proposed budget and financial plan, the results of which required many hours of work by City staff. Completion of the first two-year budget would not be possible without the valued assistance of Finance Director Tom Caldwell. After all, my ability to assess the City's financial condition and to formulate budgetary alternatives relies extensively on the quality of financial information I receive from the Finance Department staff. There is an urgent need to extend the City's financial forecasting of revenues and projected expenses beyond two years, especially in the General Fund since that fund relies so heavily on fluctuating sales and use taxes.

**Overview**

The Fiscal Year 2015 Budget includes twenty-five (25) funds: the General Fund; three (3) Enterprise Funds, the Broken Arrow Municipal Authority ("BAMA"), the Broken Arrow Economic Development Authority ("BAEDA") and Battle Creek Golf Course; four (4) Capital Improvement Funds, the Sales Tax Capital Improvement Fund and the General Obligation Bond Issue Funds of 2004, 2008 and 2011; the Debt Service Fund; two (2) Internal Services Funds, Group Health & Life and Workers Compensation and fifteen (15) Special Revenue Funds that have specific sources of revenue and rules for the expenditure of funds related to each fund.

The Fiscal Year 2015 Budget includes total planned revenues and expenditures of \$155,551,238 and \$162,090,103 respectively compared to the original budgeted revenues and expenditures of \$149,234,907 and \$171,363,860 respectively for Fiscal Year 2014. The Fiscal Year 2015 budget is balanced through the use of \$8,960,165 of the following fund balances: General Fund \$1,214,000, BAMA \$2,243,800, 2008 GO Bond \$3,467,000, 2011 GO Bond \$570,000, special revenue and other miscellaneous funds \$1,265,365. Revenues for the GO bond funds consist primarily of proceeds from the sale of bonds in one year with the related expenditures being incurred to a large degree in later years. A decrease in fund balance of \$3,657,800 will be in the General Fund and BAMA, a discussion of each being presented later in this message. A summary breakdown of revenues and expenditures follow below.

### Total Revenues

Budgeted revenues for all funds, as summarized below, for Fiscal Year 2015 total \$155,551,238 as compared to budgeted revenues of \$149,234,907 for Fiscal Year 2014.

	2015	2014	Increase Dollars	(Decrease) Percentage
Taxes	59,415,600	56,890,400	2,525,200	4.25%
Licenses & Permits	1,206,900	990,100	216,800	21.90%
Intergovernmental	3,130,138	2,712,007	418,131	15.42%
Charges for Services	58,875,400	56,148,950	2,726,450	4.86%
Fines, Forfeitures & Assessments	2,733,400	2,422,400	311,000	12.84%
Interest	284,600	297,400	(12,800)	(4.30%)
Miscellaneous	1,384,000	1,491,450	(107,450)	(7.20%)
Transfers In	28,521,200	28,282,200	239,000	0.85%
<b>Total Revenues</b>	<b>155,551,238</b>	<b>149,234,907</b>	<b>6,316,331</b>	<b>4.23%</b>

Budgeted expenditures, for all funds, as summarized below for Fiscal Year 2015 total \$162,090,103 as compared to budgeted expenditures of \$171,512,460 for Fiscal Year 2014.

	2015	2014	Increase Dollars	(Decrease) Percentage
Personal Services	55,889,000	53,648,400	2,240,600	4.03%
Other Operating Expenses	38,005,922	37,918,334	87,588	2.63%
Capital Outlay	16,542,581	32,106,626	(15,564,045)	(48.48%)
Debt Service	23,131,400	19,556,900	3,574,500	18.28%
Transfers Out	28,521,200	28,282,200	239,000	0.85%
<b>Total Expenses</b>	<b>162,090,103</b>	<b>171,512,460</b>	<b>(9,422,357)</b>	<b>(5.49%)</b>

The increase in projected tax revenue is due to increased property taxes in the Debt Service Fund in the amount of \$1,965,000 to fund the debt service requirements of the City's General Obligation Bonds sold pursuant to authorization by the citizens of the City and \$560,200 in sales tax discussed in the General Fund section. The change in Charges for Services is a combination of proposed fee increases in the General Fund as well as a mixture of growth and rate increases proposed in the BAMA section. Total expenditures are projected to decrease by \$9,422,357 in Fiscal Year 2015. This is due to a decrease in budgeted funds in the General Obligation Bond issues partially offset by an increase in Personal Services and Debt Service. Further analysis of the increases is provided in the following sections on the General Fund and BAMA.

### Policies

Resolution Number 421 approved January 9, 2006 designates an Emergency Reserve Fund Balance Policy for the City's General Fund. The Resolution specifies that the target Emergency Reserve Fund Balance for the General Fund will be ten percent (10%) of operating revenues for the previous fiscal year. The

projected ending Emergency Fund Balance at June 30, 2014 is \$2,915,343, or 6.39%. The fund balance at June 30, 2015 is projected to be \$1,647,818 or 34.28% of the required balance of \$4,807,370. The projected reduction will be further discussed under the General Fund section.

Resolution Number 422 adopted January 9, 2006 set an Emergency Reserve Fund Balance Policy for BAMA and established a method for calculating the required balance. The balance shall be the total of six months of expenses for the water, sewer and sanitation utilities and four months of expenses of the stormwater/flood control management utility for the preceding year. The projected ending Emergency Fund Balance at June 30, 2014 is \$4,713,745 or 26.51% of the required \$17,780,545. The fund balance at June 30, 2015 is projected to be \$2,269,945 or 12.6% of the required balance of \$19,030,545. The projected reduction will be further discussed under the BAMA section.

City staff will continue to monitor revenues and expenditures closely and look for new revenues or ways of improving existing revenue sources and developing more efficiencies in performing the necessary actions required to provide the necessary City services.

## Highlights

### General Fund

The Fiscal Year 2015 budget for the General Fund is close to a stand-still budget. As described below, growth in existing revenue sources are not sufficient to cover growth in budgeted costs.

Total budgeted revenues for Fiscal Year 2015 are \$65,069,100, an increase of \$2,968,000 over estimated revenues and \$1,831,100 over budgeted revenues for Fiscal Year 2014. This increase is a combination of projected growth in existing revenues as well as proposed new revenues that will be used to support City services. The following shows the major projected increases and the purpose for proposed new revenues:

<b>Revenue Growth Projected</b>	<b>Amount</b>
Sales Tax (3.5% Increase)	1,070,100
PILOT (Based on BAMA revenue growth)	216,300
<b>Proposed New Revenue</b>	<b>Proposed Service Enhancement</b>
SRO Contracts (BAPD)	175,000
Various Development Fees	Staff Planner (\$60,000) <span style="float: right;">200,000</span>
Ambulance rate increase	Reduce deficit in EMS costs versus revenues <span style="float: right;">500,000</span>
Increase in Transfers In:	
E-911 (No new fees)	Two Additional Police Call-Takers <span style="float: right;">80,000</span>
Convention & Visitors Bureau	Costs of Historical and Military Museums, Indian Springs Sports Complex maintenance <span style="float: right;">275,000</span>

Fiscal Year 2015 budgeted expenses total \$66,283,100, an increase of \$3,533,400 over the estimated operating expenses and 1.72% or \$1,123,200 over budgeted expenses for Fiscal Year 2014. The various departments have worked diligently in maintaining expenses as low as possible while still fulfilling their mission. The estimated expenses for Fiscal Year 2014 are below the current budget by \$1,626,000 of which \$1,325,800 is related to personal services. These savings have been realized through a soft hiring freeze implemented by the City Manager. A general wage increase is not proposed for any City employees with the exception of members of the FOP, which negotiated a two year labor contract for Fiscal Years 2014 and 2015. A final agreement with the IAFF has not been reached at this time. Any increase in pay to the IAFF members will be included in a budget amendment if such an increase occurs.

Personnel cost increases as compared to the Fiscal Year 2014 budget are as follows:

	<b>New Personnel</b>	<b>Source of Funds</b>	<b>Salary &amp; Benefits</b>
Staff Planner		Increase in various Development fees	60,000
Police Call Takers (2)		Increase in E-911 transfer	80,000
	<b>Other</b>	<b>Increase to Fiscal Year 2014 Budget</b>	
Step increases eligible employees			341,600
FOP per contract agreement		3.75%	377,700
Employee Group Health & Life Insurance		5%	141,060
Longevity		Annual Increase, total cost of Longevity is \$524,400	18,300

The FOP Fiscal Year 2014 and 2015 contract was negotiated on the following basis: A 1% increase in retirement contributions by the City of Broken was mandated for all members of the Oklahoma Firefighter Retirement System by state legislation. The higher retirement contributions went into effect on November 1, 2013. In addition, all other employees, except for members of the FOP, received a 1% increase in the City's contribution to employee defined contribution retirement accounts. The City did not increase the FOP members' retirement contributions as the City did for all other employees. Further, the Fiscal Year 2014 budget included a 2% general wage increase for all employees. The City Management Team and FOP believe the promotion of harmonious and stable labor relations are high priorities. As a consequence, a two-year contract was contemplated and ultimately determined to provide a significant value to the City.

Based on the above, the FOP's two-year labor agreement is presented below and compared to the compensation adjustments received by the IAFF and General Employees.

**Employee Compensation Adjustments in FY 2014**

	FOP	IAFF	General Employees
1% Retirement Contribution	1.00%	1%	1%
2% General Wage Increase	2.00%	5%	2%
Consideration for multi-year contract	0.75%	0%	0%
<b>Net Total Compensation Adjustments</b>	<b>3.75%</b>	<b>6.00%</b>	<b>3.00%</b>

The above excludes STEP wage adjustments for all classes of eligible employees. The FOP and IAFF are the City's only collective bargaining units. The IAFF 5% wage increase was a result of arbitration.

Other operating expenses increase totals \$638,500 or 7.36% as compared to the Fiscal Year 2014 Budget. The increases are spread out among the eleven departments comprising the General Fund with no major increases in any one department.

The change in Transfers Out relate to the projected increase in the sales tax pledged for BAMA debt.

The City of Broken Arrow is a full service city and provides a comprehensive array of municipal services. In addition, the City of Broken Arrow is believed to provide the largest municipal operated EMS (emergency medical services) in the state of Oklahoma and provides fire protection services rated by the Insurance Services Office (ISO) rating of Class 2. ISO analyzes information and assigns a number of 1 to 10. Class 1 being the highest and Class 10 being the lowest. Of the twelve cities reported below, the City of Broken Arrow is the only large city to fund EMS from the General Fund. During Fiscal Year 2015, there is an urgent need to assess the cost of Broken Arrow's EMS operations (both direct and indirect costs) and to identify the magnitude of the financial gap that exists between EMS revenues and the cost of EMS service.

City	Provider
<b>Broken Arrow</b>	<b>BA Fire</b>
Owasso	Owasso Fire
Tulsa	EMSA
Oklahoma City	EMSA
Edmund	EMSA
Bixby	EMSA
Jenks	EMSA
Lawton	Kirks
Lawton	ComC Hosp D.
Muskogee	County
Stillwater	Lifenet
Norman	Norman Reg. H
Midwest City	Midwest RMC

The City of Broken operates as a lean organization. It has fewer employees per 1,000 residents according to a survey conducted by the City of Norman, Oklahoma and reported in its Fiscal Year 2012 Budget. The

City of Broken Arrow has 6.4 employees per 1,000 residents compared to an average of 10.01 employees per 1,000 residents, or 37% less employees per 1,000 residents.

CITY	STATE	POPULATION	FULL-TIME & PERMANENT PART TIME POSITIONS	EMPLOYEES PER 1,000 CITIZENS	DIFFERENCE IN EMPLOYEE # MEAN-EMPLOYEES PER 1,000 CITIZENS	NUMBER OF EMPLOYEES NEEDED TO MEET MEAN
Stillwater	OK	45,688	596	13.0	-2.99	-137
Columbia	MO	100,383	1,309	13.0	-2.99	-300
Waco	TX	126,217	1,593	12.6	-2.59	-327
Boulder	CO	98,737	1,229	12.4	-2.39	-236
Denton	TX	123,802	1,334	10.8	-0.79	-98
Enid	OK	49,379	512	10.4	-0.03	-1
Fort Smith	AR	83,461	865	10.4	-0.39	-33
Lawton	OK	90,091	867	9.6	0.41	37
Midwest City	OK	54,371	500	9.2	0.81	44
Odessa	TX	103,704	906	8.7	1.31	136
St. Joseph	MO	76,780	654	8.5	1.51	116
Edmond	OK	81,395	684	8.4	1.61	131
Westminster	CO	109,353	910	8.3	1.71	187
Oklahoma City	OK	564,966	4,327	7.7	2.31	1305
Lawrence	KS	90,028	761	7.6	2.41	217
Norman	OK	110,925	830	7.5	2.51	278
Broken Arrow	OK	98,850	629	6.4	3.61	357

When it comes to Governmental Activities expenses per 1,000 residents, the City of Broken Arrow compares very favorably to other Oklahoma cities with a Fiscal Year 2013 expense of \$586.09 per resident. The average expense per resident in the below cities excluding Broken Arrow is \$874.53.

**Presentation of the Per Resident Governmental Activities Expenses based on Annual Audits**

City Name	Fiscal Year Ending	Population	Governmental Activities Expenses	Exp. Per Capita
Norman	2013	116,000	\$93,225,714	\$803.67
Edmond	2013	84,524	\$70,785,806	\$837.46
Owasso	2013	31,543	\$23,400,000	\$741.84
Lawton	2012	96,800	\$72,738,904	\$751.43
Stillwater	2013	40,000	\$38,243,474	\$956.09
Midwest City	2013	56,080	\$55,563,039	\$990.78
Muskogee	2012	38,981	\$40,555,861	\$1,040.40
Broken Arrow	2013	102,000	\$59,780,970	\$586.09
Broken Arrow	2012	102,000	\$58,214,546	\$570.73

Sales and Use Taxes are the primary sources of Governmental Activities operating funds. The Governmental Activities services represent the core City of Broken Arrow services: police, jail, municipal court, fire & EMS, parks, recreation, planning, building inspections, permitting, administration, human resources, streets, right of way mowing and cemetery operations.



There remains a need in Fiscal Year 2015 to continue identifying the cost of municipal services to better understand the extent, or lack thereof, of cost recovery levels. The Fiscal Year 2014 budget included funds to complete a cost allocation plan; however, staff was unable to accomplish that important objective. A cost allocation plan is a governmental accounting report that documents the value of indirect costs provided by central service departments to other departments in the City. A cost allocation plan done in accordance to the U.S. Office of Management and Budget (OMB) Circular A-87, Cost Principles for State, Local and Indian Tribal Governments establishes the principles and standards for determining both direct and indirect costs. The allocation plan is an important management tool because it goes beyond budget and year-end accounting documents to describe the actual cost of providing services to the public. An A-87 indirect cost allocation plan provides the added benefit of enabling cities to recover both the direct and indirect costs expended in cases of disaster declarations.

The City of Broken Arrow continues to do more with less as depicted in the below table. Through conservative fiscal policies, the City of Broken Arrow has been able to keep the cost of government to residents and businesses low. Of comparably sized Oklahoma cities and other peer cities, Broken Arrow sales tax rate of 3.0% and sales tax receipts generated per 1% per 1,000 residents (or per capita) are amongst the lowest in the below table. City staff continues to work closely with the Broken Arrow Economic Development Corporation to expand the City's retail tax base and create new quality jobs. There are encouraging developments on the horizon; however, there are serious financial challenges that will need to be addressed during Fiscal Year 2015, including an assessment of the City's financial policies and particularly the adoption of cost recovery policies. That is, policies that specify the City's aim to recover a specified amount of service costs.

Sales Tax Receipts  
12 Months ended March 31, 2014  
Per Capita

					2010	1.00% Rate
	Total	Sales Tax	1.00%	Census		
City	Received	Rate	Rate	Population		Per Capita
Owasso	20,794,153.22	3.0000	6,931,384.41	28,915		239.72
Edmond	59,705,472.03	3.7500	15,921,459.21	81,405		195.58
Oklahoma City	410,949,413.95	3.8750	106,051,461.66	579,999		182.85
Stillwater	29,097,681.81	3.5000	8,313,623.37	45,688		181.97
Enid	31,262,109.00	3.5000	8,932,031.14	49,379		180.89
Norman	63,062,094.21	3.5000	18,017,741.20	110,925		162.43
Sand Springs	10,357,328.22	3.5000	2,959,236.63	18,906		156.52
Midwest City	32,649,489.64	3.8500	8,480,386.92	54,371		155.97
Muskogee	23,204,596.47	4.0000	5,801,149.12	39,223		147.90
Moore	29,914,901.71	3.7500	7,977,307.12	55,081		144.83
Sapulpa	11,692,288.48	4.0000	2,923,072.12	20,544		142.28
Glenpool	6,087,330.28	4.0000	1,521,832.57	10,808		140.81
Tulsa	173,001,023.76	3.1670	54,626,152.12	391,906		139.39
Bixby	9,458,069.66	3.5000	2,702,305.62	20,884		129.40
<b>Broken Arrow</b>	<b>36,463,792.74</b>	<b>3.0000</b>	<b>12,154,597.58</b>	<b>98,850</b>		<b>122.96</b>
Lawton	44,902,970.50	4.1250	10,885,568.61	96,867		112.38
Jenks	4,944,898.28	3.0000	1,648,299.43	16,924		97.39

The City Management team completed the 2015-2019 five-year capital improvement plan (CIP) in Fiscal Year 2014. The plan will be presented to the City Council for adoption and it serves as an important management tool in identifying, anticipating and preparing for the current and future capital needs of the City. The 2015-2019 CIP includes consideration of the cost of capital improvements and the projected recurring operating and maintenance costs. Completion of the CIP provides additional transparency to the public and helps communicate the capital needs of the City into one consolidated document.

### Reserve Fund Balances

The General Fund budget includes monies designated as reserved for budgetary purposes as Compensated Absences, Debt Service, and the Emergency Reserve Fund Balance. The Reserve for Compensated Absences is calculated as of June 30<sup>th</sup> each Fiscal Year. It is then set at an amount equal to the value of all accrued compensable leave plus applicable Federal Taxes related to such leave. The Reserve for Debt Service is equal to one-eighth (1/8) of one penny sales tax less the amount budgeted for transfer to BAEDA to satisfy debt service requirements on the loan financing the Downtown/Flight Safety Tax Increment District. Below is an historical and projected perspective on total fund balances including the Emergency Reserve Fund Balances.

FISCAL YEARS	RESERVED FUND BALANCES		EMERGENCY RESERVE/ENDING FUND BALANCE	TOTAL FUND BALANCE
	COMPENSATED ABSENCES	DESIGNATED FOR DEBT SERVICE		
FY05-06	\$1,624,700	\$2,350,000	\$763,110	\$4,737,810
FY06-07	1,807,300	2,350,000	2,102,841	6,260,141
FY07-08	2,039,522	0	872,020	2,911,542
FY08-09	2,168,183	0	1,197,596	3,365,779
FY09-10	2,322,246	0	2,398,610	4,720,856
FY10-11	2,000,457	0	439,922	2,440,379
FY12-13	1,990,402	1,208,000	1,741,248	4,939,650
FY13-14	2,109,738	1,208,000	3,792,779	7,110,517
FY14-15	2,299,318	1,582,575	1,647,818	5,529,711
FY15-16	2,299,318	1,637,975	696,018	4,633,311

## **Debt Service**

Debt service for the General Fund includes \$1,850,000 for payment of principal and interest on the 2004 Construction and Term Loan that financed the construction of the building leased to Bass Pro. This has been reduced from \$1,965,000 budgeted in previous years to more accurately reflect historical payments on the debt. However, the note requires an annual sales tax appropriation of \$2,750,000. The remaining balance of \$900,000 is included in the Reserved for Debt Service Fund Balance of the Sales Tax Capital Improvement Fund.

## **BAMA**

BAMA revenues excluding transfers for Fiscal Year 2015 are budgeted at \$41,376,200, an increase of \$2,874,300 or 7.47% over the estimated results for Fiscal Year 2014. This increase is based largely on proposed changes in water revenue by 9% and sewer revenue by 12%. The revenue increase will primarily go towards the increase (\$2,389,700) in debt service due to the new water plant.

Budgeted expenses for Fiscal Year 2015 are \$31,757,500 excluding capital outlay, debt service and transfers out. Operating expenses are projected to increase by \$835,100 over the estimated expenses for Fiscal Year 2014 and are 0.4% above the budgeted amounts for Fiscal Year 2014.

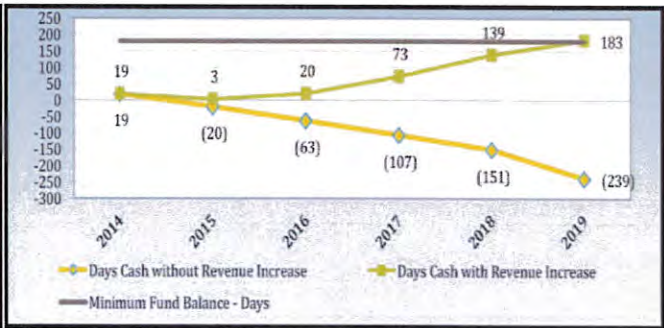
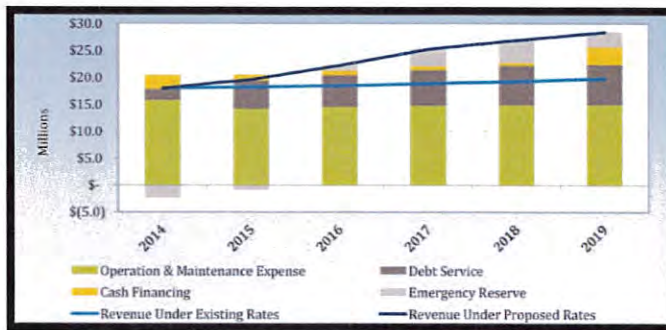
In October 2013, the City Manager and City staff kicked off a nine-month journey to identify the costs of the following utilities: water, wastewater and stormwater/flood control management. Not only were the cost of services identified using industry best practices, the revenue needs to cover the cost of operations, maintenance, capital and debt service were identified. To the best of staff's knowledge, this was the first comprehensive evaluation of those utilities in terms of identifying overall cost, cost by customer class and current and projected revenue needs for the next five years, Fiscal Year 2015 to 2019.

Below are six exhibits. The three charts on the left that present the five-year financial plans for the water, wastewater and stormwater/flood control management utilities (Fiscal Years 2015 to 2019) each show that the current rate structures are inadequate to meet the cost of operation. That is, without successive rate increases, the water, wastewater and stormwater/flood control management utilities are expected to incur financial losses that are projected to grow larger over time.

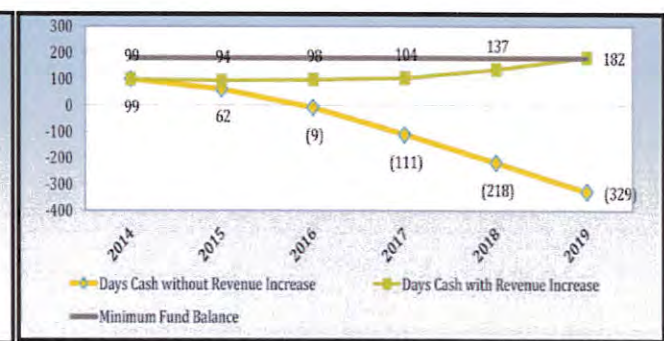
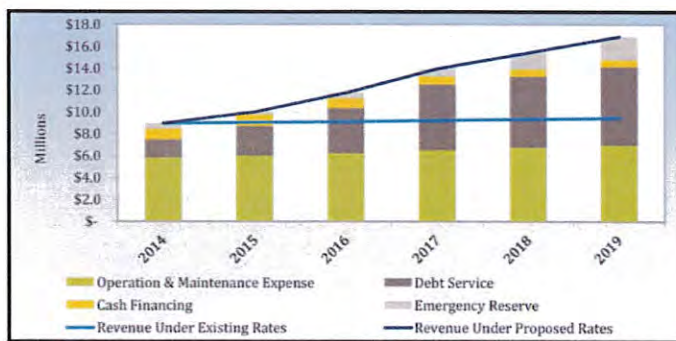
## FINANCIAL PLAN

## EMERGENCY RESERVE BALANCE (DAYS)

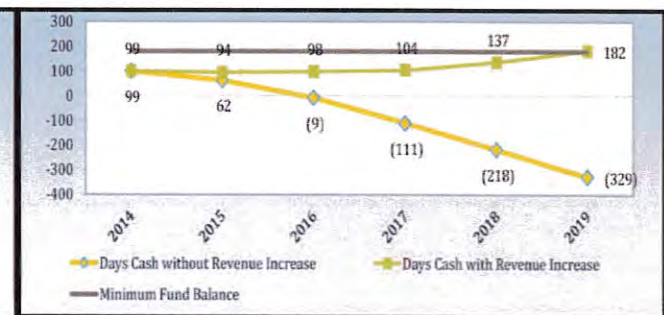
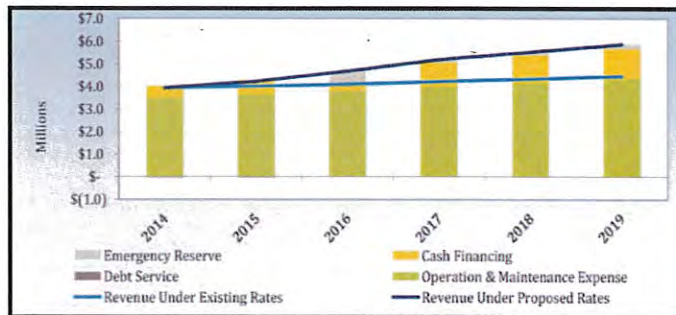
### WATER



### WASTEWATER



### STORMWATER/FLOOD CONTROL MANAGEMENT



The three charts on the right depicting the projected fiscal year 2014 to 2019 Emergency Reserve Balance in number of days show the financial losses in the water, wastewater and stormwater/flood control management utilities will lead to substantial drops in the Emergency Reserve Balance and fall well below the City's Emergency Reserve Balance policy. Without the proposed rate increases in fiscal year 2015, the water utility is projected to have a negative fund balance on June 30, 2015 or at year end. Without the proposed wastewater rate increases proposed in fiscal year 2015 and beyond, the wastewater utility is projected to have a negative fund balance on June 30, 2016 or at year end. The proposed rate adjustments in the stormwater/flood control management utility beginning with fiscal year 2015 and beyond are projected to prevent a negative fund balance on June 30, 2017 or at year end.

Customer water, wastewater and stormwater/flood control management rates are projected to increase annually over the next five years. Keeping the City's utility rates competitive with other communities and minimizing the financial impact on utility customers are two chief goals while balancing the goal of maximizing utility system reliability and integrity. The Mayor and City Council and City staff held three City Council Study Sessions during 2014 on the utilities cost of service study.

A preliminary draft of proposed rates was presented to the City Council on May 5, 2014. The proposed water, wastewater and stormwater/flood control management utility rates were presented to City Council on June 2, 2014 with a planned adoption date of June 16. The City of Broken Arrow completed the construction of a new water treatment plant and other water system treatment/distribution improvements and began treating surface water on April 10, 2014.

The City's three decades old practice of buying treated water as its primary source of water is discontinued. However, the City is expected to continue buying treated water as a supplement and secondary water source. Water rates are rising in part in recognition of the new debt service, which is partially offset by a reduction in the purchase of treated water expenses. Now that the City is a producer of treated water, it is imperative that the City's water rights permits be managed effectively.

Personnel cost increases as compared to the Fiscal Year 2014 budget are as follows:

<b>New Personnel</b>	<b>Salary &amp; Benefits</b>
Administrative Assistant (1/2 Street) (1/2 Utilities)	50,000
Water Quality Technician (1 Water R&C)	50,000
Plant Mechanic (1 Waste Water Treatment)	50,000
Crew Supervisor (1 Sewer R&C)	50,000
Service Workers (2 Sewer R&C) ( 1 Water Plant)	134,000
Mechanic (1 Fleet)	40,000
<b>Other</b>	
Step increases eligible employees	100,600
Longevity	Annual Increase, total cost of Longevity is \$200,100 3,900

### **Debt Service**

The debt service for BAMA consists primarily of principal and interest on loans financed through the Oklahoma Water Resources Board. The debt is secured by BAMA's utility revenues and the pledge of one cent sales tax. Additional debt service of BAMA relates to the lease purchase of land adjacent to the Events Park. The increase in debt service is related to the new debt service requirements of the new water plant loans.

## Summary

The proposed Fiscal Year 2015 Budget encompasses the goal of funding personnel and operational needs as well as meeting the capital and debt service requirements of the City. The budget includes not only funding for existing commitments but also minimal service enhancements to the Community. The budget should be viewed as a blueprint for the upcoming fiscal year and will need to be monitored and refined as necessary based on changing financial conditions or as other circumstances dictate.

However, the budget envisions the use of reserves in both the General Fund and BAMA. As can be seen in the projected Financial Plan for Fiscal Year 2016 included in this document, reserves will be drawn down to very low levels. Staff will be making recommendations to the Council to help address this issue in Fiscal 2015.

This budget product is the result of many hours of work by City Staff. Department Directors formulated their departmental requests; the document was compiled by the Finance Department and budget review meetings were then held with the City Manager, the Finance Budget team and each Department Director. The final budget document was produced by the City Clerk's office. The work of all parties involved in this endeavor is greatly appreciated.

Respectfully submitted,



Thomas M. Moton, Jr., ICMA-CM  
City Manager

## OUR CORE VALUES

### City of Broken Arrow

**Excellence** refers to an attitude that is pervasive in all we do. We strive to excel in our provision of programs and services, to do and be the best we can. Superior quality is our goal.

**Character** encompasses all the many traits that make up good character. It also refers to the Character program that the City has adopted and is incorporating into our every day work habits.

**Leadership** relates to the value of striving to be the organization that others look to for solutions. We want to be on the cutting edge in terms of resolving problems, finding innovative and creative solutions. The City government organization will take charge and guide the community into the future.

## **OUR MISSION**

### **City of Broken Arrow**

**To lead with character and excellence;**

**To provide exceptional services in a responsive, caring manner with a professional attitude;**

**To establish an environment that fosters growth and enhances the quality of life for all citizens.**

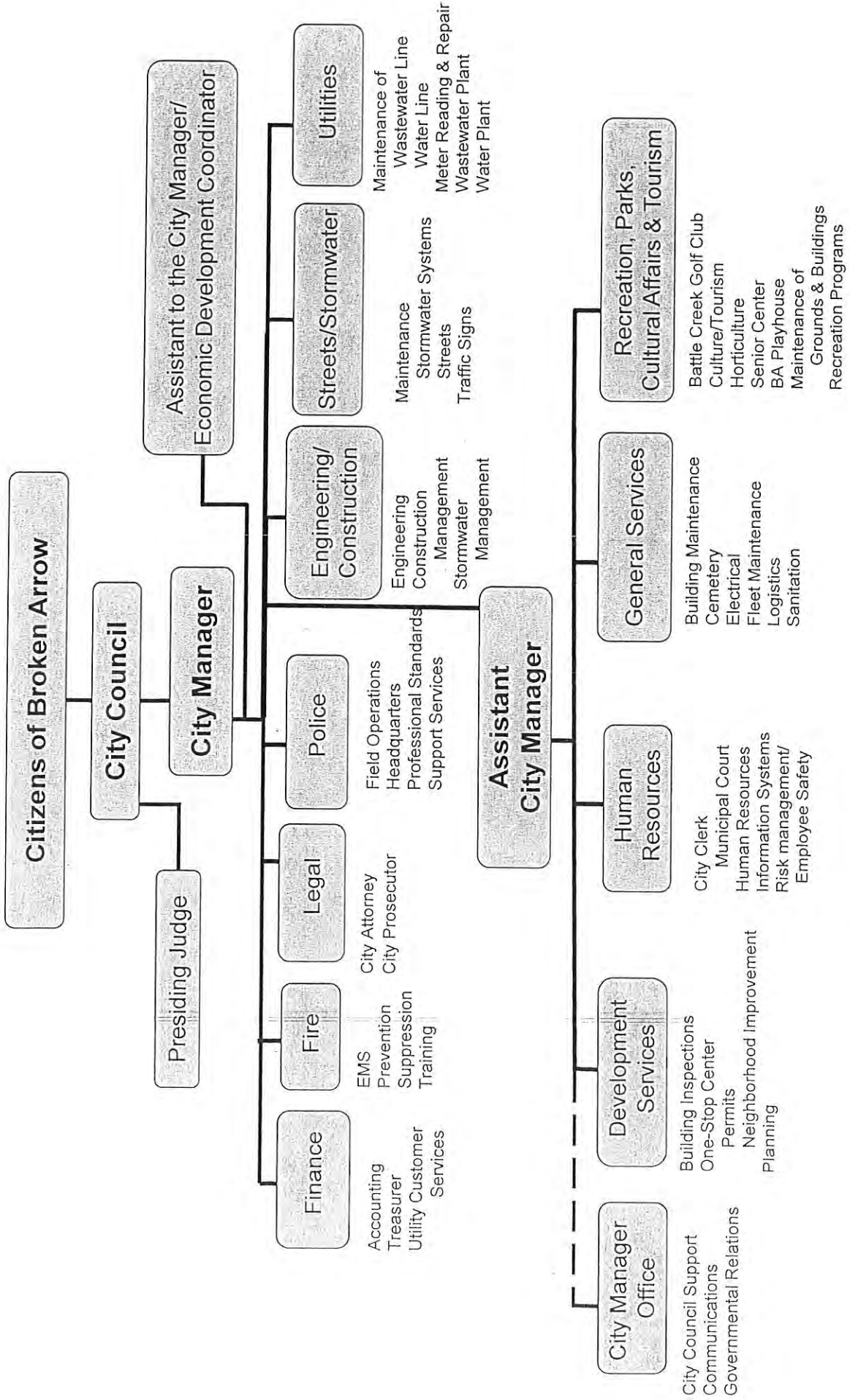


## **OUR VISION**

### **City of Broken Arrow**

**The City of Broken Arrow will set the standard by providing the best municipal programs and services in our region, while promoting a positive environment for families, business, community organizations and visitor. Broken Arrow will be a community that we are proud to call home.**

# City of Broken Arrow Organization Chart FY 2014-15



**CITY OF BROKEN ARROW  
TABLE OF CONTENTS  
FY2015 BUDGET  
FY2016 FINANCIAL PLAN**

BUDGET SUMMARY 2015.....	i
FINANCIAL PLAN 2016.....	viii
CITY OF BROKEN ARROW BUDGET SUMMARY 2015.....	xv
CITY OF BROKEN ARROW REVENUE SOURCES 2015.....	xvi
CITY OF BROKEN ARROW BUDGET EXPENDITURES 2015.....	xvii
GENERAL FUND BUDGET RESOURCES 2015.....	xviii
GENERAL FUND BUDGET EXPENSES BY DEPARTMENT 2015.....	xix
GENERAL FUND EXPENSE BY CLASSIFICATION 2015.....	xx
GENERAL FUND BUDGETED PERSONNEL EXPENDITURES BY DEPARTMENT.....	xxi
BAMA REVENUE RESOURCES 2015.....	xxii
BAMA EXPENSES BY DIVISION 2015.....	xxiii
BAMA EXPENSES BY CLASSIFICATION 2015.....	xxiv
BAMA BUDGETED PERSONNEL EXPENDITURES BY DEPARTMENT.....	xxvi
POSITION STATUS REPORT 2015.....	xxvi
BUDGETED POSITIONS BY DEPARTMENT 2015.....	xxxiii
BUDGET CALENDAR.....	xliv
BUDGET RESOLUTION.....	xlviii

**GENERAL FUND**

REVENUE SUMMARY.....	1
ACTUAL EXPENDITURES 2013.....	4
BUDGETED EXPENDITURES 2014.....	5
ESTIMATED ACTUAL EXPENDITURES 2014.....	6
BUDGETED EXPENDITURES 2015.....	7
BUDGETED EXPENDITURES 2016.....	8
DEPARTMENTAL BUDGETS:	
CITY MANAGER.....	9
FINANCE.....	11
CITY ATTORNEY.....	13
HUMAN RESOURCES.....	15
DEVELOPMENT SERVICES.....	20
GENERAL GOVERNMENT.....	25
POLICE.....	28
FIRE.....	36
GENERAL SERVICES.....	44
STREET/STORMWATER.....	48
PARKS AND RECREATION.....	51

**CITY OF BROKEN ARROW  
TABLE OF CONTENTS  
FY2015 BUDGET  
FY2016 FINANCIAL PLAN**

**BROKEN ARROW MUNICIPAL AUTHORITY (BAMA)**

FINANCIAL PLAN 2015-2016.....	62
CHARGES FOR SERVICES.....	63
FINANCIAL PLAN 2014.....	64
ESTIMATED ACTUAL EXPENDITURES 2014.....	65
FINANCIAL PLAN 2015.....	66
FINANCIAL PLAN 2016.....	67
DEPARTMENTAL BUDGETS:	
FINANCE.....	68
GENERAL GOVERNMENT.....	70
GENERAL SERVICES.....	72
ENGINEERING/CONSTRUCTION.....	83
STREET/STORMWATER.....	90
UTILITIES.....	93
CAPITAL OUTLAY.....	105

**OTHER FUNDS**

**GOVERNMENTAL:**

SPECIAL REVENUE:

EXCESS CAPACITY SEWER ESCROW.....	111
STORMWATER CAPITAL.....	113
CONVENTION & VISITORS BUREAU.....	115
SALES TAX CAPITAL IMPROVEMENTS.....	116
POLICE ENHANCEMENT.....	124
PARK AND RECREATION CAPITAL IMPROVEMENTS.....	126
CEMETERY CARE.....	128
STREET AND ALLEY.....	130
HOUSING AND URBAN DEVELOPMENT.....	132
E-911.....	134
CRIME PREVENTION.....	136
POLICE RESERVES.....	138
BATTLE CREEK GOLF COURSE.....	139
ALCOHOL ENFORCEMENT.....	140
STREET LIGHTS .....	141

CITY OF BROKEN ARROW  
TABLE OF CONTENTS  
FY2015 BUDGET  
FY2016 FINANCIAL PLAN

OTHER FUNDS (CONTINUED)

**GOVERNMENTAL (CONTINUED):**

1994 TAXABLE GENERAL OBLIGATION BOND ISSUE.....	142
2004 GENERAL OBLIGATION BOND ISSUE.....	143
2008 GENERAL OBLIGATION BOND ISSUE.....	144
INTERNAL SERVICE FUNDS:	
WORKERS' COMPENSATION.....	146
GROUP HEALTH AND LIFE.....	147
DEBT SERVICE FUND.....	148
BROKEN ARROW ECONOMIC DEVELOPMENT AUTHORITY.....	152
2011 GENERAL OBLIGATION BOND ISSUE.....	153

**CITY OF BROKEN ARROW  
BUDGET SUMMARY  
FISCAL YEAR 2015**

DESCRIPTION	GENERAL FUND 10	BROKEN ARROW MUNICIPAL AUTHORITY 20	EXCESS CAPACITY SEWER ESCROW 25	STORMWATER MANAGEMENT CAPITAL 26
<b>Revenues:</b>				
Taxes	37,852,400	0	0	0
Licenses & Permits	1,206,900	0	0	0
Intergovernmental	500,900	0	0	0
Charges For Services	7,647,200	40,464,400	100,000	100,000
Fines, Forfeitures & Assessments	1,840,500	781,800	0	0
Interest	18,000	15,000	100	100
Miscellaneous	1,192,600	115,000	0	0
<b>Total Revenues</b>	<b>50,258,500</b>	<b>41,376,200</b>	<b>100,100</b>	<b>100,100</b>
<b>Other Financing Sources:</b>				
Transfers In	14,810,600	12,660,600	0	0
Bond/Note Proceeds	0	0	0	0
<b>Total Other Financing Sources</b>	<b>14,810,600</b>	<b>12,660,600</b>	<b>0</b>	<b>0</b>
<b>Total Revenues &amp; Sources</b>	<b>65,069,100</b>	<b>54,036,800</b>	<b>100,100</b>	<b>100,100</b>
<b>Beginning Reserved Fund Balance:</b>				
Emergency Reserve	2,915,343	4,713,745	0	0
Compensated Absences	2,299,318	0	0	0
Capital Projects	0	0	273,230	614,365
Debt Service	1,529,050	0	0	0
Other Purposes	0	0	0	0
<b>Total Beginning Reserved Fund Balance</b>	<b>6,743,711</b>	<b>4,713,745</b>	<b>273,230</b>	<b>614,365</b>
<b>Beginning Unreserved Fund Balance</b>	<b>0</b>	<b>0</b>	<b>0</b>	<b>0</b>
<b>Total Sources</b>	<b>71,812,811</b>	<b>58,750,545</b>	<b>373,330</b>	<b>714,465</b>
<b>Expenditures</b>				
Personal Services	42,115,800	13,773,200	0	0
Other Services and Charges	6,105,100	13,511,100	0	0
Materials and Supplies	3,201,600	4,473,200	0	0
Capital Outlay	0	4,867,500	100,000	154,500
Fiscal Agent Fees	0	0	0	0
Debt Service	1,850,000	7,045,000	0	0
<b>Total Expenditures</b>	<b>53,272,500</b>	<b>43,670,000</b>	<b>100,000</b>	<b>154,500</b>
<b>Other Financing Uses-</b>				
Transfers Out	13,010,600	12,810,600	0	0
Bond Issuance Costs	0	0	0	0
<b>Total Other Financing Uses</b>	<b>13,010,600</b>	<b>12,810,600</b>	<b>0</b>	<b>0</b>
<b>Total Expenditures &amp; Uses</b>	<b>66,283,100</b>	<b>56,480,600</b>	<b>100,000</b>	<b>154,500</b>
<b>Ending Reserved Fund Balance:</b>				
Emergency Reserve	1,647,818	2,269,945	0	0
Compensated Absences	2,299,318	0	0	0
Capital Projects	0	0	273,330	559,965
Debt Service	1,582,575	0	0	0
Other Purposes	0	0	0	0
<b>Total Ending Reserved Fund Balance</b>	<b>5,529,711</b>	<b>2,269,945</b>	<b>273,330</b>	<b>559,965</b>
<b>Ending Unreserved Fund Balance</b>	<b>0</b>	<b>0</b>	<b>0</b>	<b>0</b>
<b>Total Budget</b>	<b>71,812,811</b>	<b>58,750,545</b>	<b>373,330</b>	<b>714,465</b>

**CITY OF BROKEN ARROW  
BUDGET SUMMARY  
FISCAL YEAR 2015**

DESCRIPTION	CONVENTION & VISITORS BUREAU 27	SALES TAX CAPITAL IMPROVEMENT 30	POLICE ENHANCEMENT 31	PARK AND RECREATION CAPITAL IMPROVEMENT 32
<b>Revenues:</b>				
Taxes	482,000	6,266,200	0	0
Licenses & Permits	0	0	0	0
Intergovernmental	0	0	0	544,000
Charges For Services	0	0	0	100,000
Fines, Forfeitures & Assessments	0	0	111,100	0
Interest	200	8,000	200	200
Miscellaneous	0	10,000	0	60,000
<b>Total Revenues</b>	<b>482,200</b>	<b>6,284,200</b>	<b>111,300</b>	<b>704,200</b>
<b>Other Financing Sources:</b>				
Transfers In	0	0	0	0
Bond/Note Proceeds	0	0	0	0
<b>Total Other Financing Sources</b>	<b>0</b>	<b>0</b>	<b>0</b>	<b>0</b>
<b>Total Revenues &amp; Sources</b>	<b>482,200</b>	<b>6,284,200</b>	<b>111,300</b>	<b>704,200</b>
<b>Beginning Reserved Fund Balance:</b>				
Emergency Reserve	0	0	0	0
Compensated Absences	0	0	0	0
Capital Projects	0	1,938,927	0	533,008
Debt Service	0	4,294,696	0	0
Other Purposes	915,506	0	26,828	0
<b>Total Beginning Reserved Fund Balance</b>	<b>915,506</b>	<b>6,233,623</b>	<b>26,828</b>	<b>533,008</b>
<b>Beginning Unreserved Fund Balance</b>	<b>0</b>	<b>0</b>	<b>0</b>	<b>0</b>
<b>Total Sources</b>	<b>1,397,706</b>	<b>12,517,823</b>	<b>138,128</b>	<b>1,237,208</b>
<b>Expenditures</b>				
Personal Services	0	0	0	0
Other Services and Charges	341,500	0	50,200	0
Materials and Supplies	11,300	0	50,900	0
Capital Outlay	32,000	4,998,600	10,000	762,781
Fiscal Agent Fees	0	0	0	0
Debt Service	0	388,000	0	0
<b>Total Expenditures</b>	<b>384,800</b>	<b>5,386,600</b>	<b>111,100</b>	<b>762,781</b>
<b>Other Financing Uses-</b>				
Transfers Out	545,000	0	0	0
Bond Issuance Costs	0	0	0	0
<b>Total Other Financing Uses</b>	<b>545,000</b>	<b>0</b>	<b>0</b>	<b>0</b>
<b>Total Expenditures &amp; Uses</b>	<b>929,800</b>	<b>5,386,600</b>	<b>111,100</b>	<b>762,781</b>
<b>Ending Reserved Fund Balance:</b>				
Emergency Reserve	0	0	0	0
Compensated Absences	0	0	0	0
Capital Projects	0	2,575,613	0	474,427
Debt Service	0	4,555,610	0	0
Other Purposes	467,906	0	27,028	0
<b>Total Ending Reserved Fund Balance</b>	<b>467,906</b>	<b>7,131,223</b>	<b>27,028</b>	<b>474,427</b>
<b>Ending Unreserved Fund Balance</b>	<b>0</b>	<b>0</b>	<b>0</b>	<b>0</b>
<b>Total Budget</b>	<b>1,397,706</b>	<b>12,517,823</b>	<b>138,128</b>	<b>1,237,208</b>

**CITY OF BROKEN ARROW  
BUDGET SUMMARY  
FISCAL YEAR 2015**

DESCRIPTION	CEMETERY CARE 33	STREET AND ALLEY 34	HOUSING AND URBAN DEVELOPMENT 35	E-911 36
<b>Revenues:</b>				
Taxes	0	0	0	0
Licenses & Permits	0	0	0	0
Intergovernmental	0	965,000	1,069,577	0
Charges For Services	40,000	0	0	738,400
Fines, Forfeitures & Assessments	0	0	0	0
Interest	200	200	0	500
Miscellaneous	0	0	0	0
<b>Total Revenues</b>	<b>40,200</b>	<b>965,200</b>	<b>1,069,577</b>	<b>738,900</b>
<b>Other Financing Sources:</b>				
Transfers In	0	0	0	0
Bond/Note Proceeds	0	0	0	0
<b>Total Other Financing Sources</b>	<b>0</b>	<b>0</b>	<b>0</b>	<b>0</b>
<b>Total Revenues &amp; Sources</b>	<b>40,200</b>	<b>965,200</b>	<b>1,069,577</b>	<b>738,900</b>
<b>Beginning Reserved Fund Balance:</b>				
Emergency Reserve	0	0	0	0
Compensated Absences	0	0	0	0
Capital Projects	599,387	0	0	0
Debt Service	0	0	0	0
Other Purposes	0	1,240,591	84,556	1,299,634
<b>Total Beginning Reserved Fund Balance</b>	<b>599,387</b>	<b>1,240,591</b>	<b>84,556</b>	<b>1,299,634</b>
<b>Beginning Unreserved Fund Balance</b>	<b>0</b>	<b>0</b>	<b>0</b>	<b>0</b>
<b>Total Sources</b>	<b>639,587</b>	<b>2,205,791</b>	<b>1,154,133</b>	<b>2,038,534</b>
<b>Expenditures</b>				
Personal Services	0	0	0	0
Other Services and Charges	0	0	66,277	0
Materials and Supplies	0	0	0	0
Capital Outlay	302,400	410,000	703,300	86,500
Fiscal Agent Fees	0	0	0	0
Debt Service	0	0	0	0
<b>Total Expenditures</b>	<b>302,400</b>	<b>410,000</b>	<b>769,577</b>	<b>86,500</b>
<b>Other Financing Uses-</b>				
Transfers Out	0	720,000	0	710,000
Bond Issuance Costs	0	0	0	0
<b>Total Other Financing Uses</b>	<b>0</b>	<b>720,000</b>	<b>0</b>	<b>710,000</b>
<b>Total Expenditures &amp; Uses</b>	<b>302,400</b>	<b>1,130,000</b>	<b>769,577</b>	<b>796,500</b>
<b>Ending Reserved Fund Balance:</b>				
Emergency Reserve	0	0	0	0
Compensated Absences	0	0	0	0
Capital Projects	337,187	0	0	0
Debt Service	0	0	0	0
Other Purposes	0	1,075,791	384,556	1,242,034
<b>Total Ending Reserved Fund Balance</b>	<b>337,187</b>	<b>1,075,791</b>	<b>384,556</b>	<b>1,242,034</b>
<b>Ending Unreserved Fund Balance</b>	<b>0</b>	<b>0</b>	<b>0</b>	<b>0</b>
<b>Total Budget</b>	<b>639,587</b>	<b>2,205,791</b>	<b>1,154,133</b>	<b>2,038,534</b>



**CITY OF BROKEN ARROW  
BUDGET SUMMARY  
FISCAL YEAR 2015**

DESCRIPTION	CRIME PREVENTION 37	POLICE RESERVES 38	BATTLE CREEK GOLF COURSE 40	ALCOHOL ENFORCEMENT 41
<b>Revenues:</b>				
Taxes	0	0	0	0
Licenses & Permits	0	0	0	0
Intergovernmental	50,661	0	0	0
Charges For Services	0	0	1,482,600	26,500
Fines, Forfeitures & Assessments	0	0	0	0
Interest	100	0	0	100
Miscellaneous	0	0	3,400	0
<b>Total Revenues</b>	<b>50,761</b>	<b>0</b>	<b>1,486,000</b>	<b>26,600</b>
<b>Other Financing Sources:</b>				
Transfers In	0	0	0	0
Bond/Note Proceeds	0	0	0	0
<b>Total Other Financing Sources</b>	<b>0</b>	<b>0</b>	<b>0</b>	<b>0</b>
<b>Total Revenues &amp; Sources</b>	<b>50,761</b>	<b>0</b>	<b>1,486,000</b>	<b>26,600</b>
<b>Beginning Reserved Fund Balance:</b>				
Emergency Reserve	0	0	0	0
Compensated Absences	0	0	0	0
Capital Projects	0	0	0	0
Debt Service	0	0	0	0
Other Purposes	187,330	3,484	(315,127)	84,242
<b>Total Beginning Reserved Fund Balance</b>	<b>187,330</b>	<b>3,484</b>	<b>(315,127)</b>	<b>84,242</b>
<b>Beginning Unreserved Fund Balance</b>	<b>0</b>	<b>0</b>	<b>0</b>	<b>0</b>
<b>Total Sources</b>	<b>238,091</b>	<b>3,484</b>	<b>1,170,873</b>	<b>110,842</b>
<b>Expenditures</b>				
Personal Services	0	0	0	0
Other Services and Charges	35,661	0	1,128,700	5,500
Materials and Supplies	15,000	3,484	356,300	20,000
Capital Outlay	15,000	0	0	0
Fiscal Agent Fees	0	0	0	0
Debt Service	0	0	8,200	0
<b>Total Expenditures</b>	<b>65,661</b>	<b>3,484</b>	<b>1,493,200</b>	<b>25,500</b>
<b>Other Financing Uses-</b>				
Transfers Out	0	0	0	0
Bond Issuance Costs	0	0	0	0
<b>Total Other Financing Uses</b>	<b>0</b>	<b>0</b>	<b>0</b>	<b>0</b>
<b>Total Expenditures &amp; Uses</b>	<b>65,661</b>	<b>3,484</b>	<b>1,493,200</b>	<b>25,500</b>
<b>Ending Reserved Fund Balance:</b>				
Emergency Reserve	0	0	0	0
Compensated Absences	0	0	0	0
Capital Projects	0	0	0	0
Debt Service	0	0	0	0
Other Purposes	172,430	0	(322,327)	85,342
<b>Total Ending Reserved Fund Balance</b>	<b>172,430</b>	<b>0</b>	<b>(322,327)</b>	<b>85,342</b>
<b>Ending Unreserved Fund Balance</b>	<b>0</b>	<b>0</b>	<b>0</b>	<b>0</b>
<b>Total Budget</b>	<b>238,091</b>	<b>3,484</b>	<b>1,170,873</b>	<b>110,842</b>

**CITY OF BROKEN ARROW  
BUDGET SUMMARY  
FISCAL YEAR 2015**

DESCRIPTION	STREET LIGHTING 42	1994 BOND ISSUE 55	2004 BOND ISSUE 58	2008 BOND ISSUE 59
<b>Revenues:</b>				
Taxes	0	0	0	0
Licenses & Permits	0	0	0	0
Intergovernmental	0	0	0	0
Charges For Services	430,000	0	0	0
Fines, Forfeitures & Assessments	0	0	0	0
Interest	200	1,000	1,000	18,000
Miscellaneous	0	3,000	0	0
<b>Total Revenues</b>	<b>430,200</b>	<b>4,000</b>	<b>1,000</b>	<b>18,000</b>
<b>Other Financing Sources:</b>				
Transfers In	0	0	0	0
Bond/Note Proceeds	0	0	0	0
<b>Total Other Financing Sources</b>	<b>0</b>	<b>0</b>	<b>0</b>	<b>0</b>
<b>Total Revenues &amp; Sources</b>	<b>430,200</b>	<b>4,000</b>	<b>1,000</b>	<b>18,000</b>
<b>Beginning Reserved Fund Balance:</b>				
Emergency Reserve	0	0	0	0
Compensated Absences	0	0	0	0
Capital Projects	0	0	299,235	4,255,446
Debt Service	0	0	0	0
Other Purposes	1,043,951	175,751	0	0
<b>Total Beginning Reserved Fund Balance</b>	<b>1,043,951</b>	<b>175,751</b>	<b>299,235</b>	<b>4,255,446</b>
<b>Beginning Unreserved Fund Balance</b>				
<b>Total Sources</b>	<b>1,474,151</b>	<b>179,751</b>	<b>300,235</b>	<b>4,273,446</b>
<b>Expenditures</b>				
Personal Services	0	0	0	0
Other Services and Charges	400,000	100	0	0
Materials and Supplies	30,000	0	0	0
Capital Outlay	0	15,000	0	3,485,000
Fiscal Agent Fees	0	0	0	0
Debt Service	0	0	0	0
<b>Total Expenditures</b>	<b>430,000</b>	<b>15,100</b>	<b>0</b>	<b>3,485,000</b>
<b>Other Financing Uses-</b>				
Transfers Out	0	0	0	0
Bond Issuance Costs	0	0	0	0
<b>Total Other Financing Uses</b>	<b>0</b>	<b>0</b>	<b>0</b>	<b>0</b>
<b>Total Expenditures &amp; Uses</b>	<b>430,000</b>	<b>15,100</b>	<b>0</b>	<b>3,485,000</b>
<b>Ending Reserved Fund Balance:</b>				
Emergency Reserve	0	0	0	0
Compensated Absences	0	0	0	0
Capital Projects	0	0	300,235	788,446
Debt Service	0	0	0	0
Other Purposes	1,044,151	164,651	0	0
<b>Total Ending Reserved Fund Balance</b>	<b>1,044,151</b>	<b>164,651</b>	<b>300,235</b>	<b>788,446</b>
<b>Ending Unreserved Fund Balance</b>	<b>0</b>	<b>0</b>	<b>0</b>	<b>0</b>
<b>Total Budget</b>	<b>1,474,151</b>	<b>179,751</b>	<b>300,235</b>	<b>4,273,446</b>

**CITY OF BROKEN ARROW  
BUDGET SUMMARY  
FISCAL YEAR 2015**

DESCRIPTION	WORKERS COMPENSATION 60	GROUP HEALTH & LIFE 61	DEBT SERVICE 70
<b>Revenues:</b>			
Taxes	0	0	14,815,000
Licenses & Permits	0	0	0
Intergovernmental	0	0	0
Charges For Services	1,330,000	6,416,300	0
Fines, Forfeitures & Assessments	0	0	0
Interest	300	200	175,000
Miscellaneous	0	0	0
<b>Total Revenues</b>	<b>1,330,300</b>	<b>6,416,500</b>	<b>14,990,000</b>
<b>Other Financing Sources:</b>			
Transfers In	0	0	0
Bond/Note Proceeds	0	0	0
<b>Total Other Financing Sources</b>	<b>0</b>	<b>0</b>	<b>0</b>
<b>Total Revenues &amp; Sources</b>	<b>1,330,300</b>	<b>6,416,500</b>	<b>14,990,000</b>
<b>Beginning Reserved Fund Balance:</b>			
Emergency Reserve	0	0	0
Compensated Absences	0	0	0
Capital Projects	0	0	0
Debt Service	0	0	9,262,556
Other Purposes	1,601,247	221,366	0
<b>Total Beginning Reserved Fund Balance</b>	<b>1,601,247</b>	<b>221,366</b>	<b>9,262,556</b>
<b>Beginning Unreserved Fund Balance</b>	<b>0</b>	<b>0</b>	<b>0</b>
<b>Total Sources</b>	<b>2,931,547</b>	<b>6,637,866</b>	<b>24,252,556</b>
<b>Expenditures</b>			
Personal Services	0	0	0
Other Services and Charges	1,100,000	6,600,000	0
Materials and Supplies	0	0	0
Capital Outlay	0	0	0
Fiscal Agent Fees	0	0	9,700
Debt Service	0	0	13,575,500
<b>Total Expenditures</b>	<b>1,100,000</b>	<b>6,600,000</b>	<b>13,585,200</b>
<b>Other Financing Uses-</b>			
Transfers Out	0	0	725,000
Bond Issuance Costs	0	0	0
<b>Total Other Financing Uses</b>	<b>0</b>	<b>0</b>	<b>725,000</b>
<b>Total Expenditures &amp; Uses</b>	<b>1,100,000</b>	<b>6,600,000</b>	<b>14,310,200</b>
<b>Ending Reserved Fund Balance:</b>			
Emergency Reserve	0	0	0
Compensated Absences	0	0	0
Capital Projects	0	0	0
Debt Service	0	0	9,942,356
Other Purposes	1,831,547	37,866	0
<b>Total Ending Reserved Fund Balance</b>	<b>1,831,547</b>	<b>37,866</b>	<b>9,942,356</b>
<b>Ending Unreserved Fund Balance</b>	<b>0</b>	<b>0</b>	<b>0</b>
<b>Total Budget</b>	<b>2,931,547</b>	<b>6,637,866</b>	<b>24,252,556</b>

**CITY OF BROKEN ARROW  
BUDGET SUMMARY  
FISCAL YEAR 2015**

DESCRIPTION	BROKEN ARROW ECONOMIC DEVELOPMENT AUTHORITY 87	2011 BOND ISSUE 91	TOTAL
<b>Revenues:</b>			
Taxes	0	0	59,415,600
Licenses & Permits	0	0	1,206,900
Intergovernmental	0	0	3,130,138
Charges For Services	0	0	58,875,400
Fines, Forfeitures & Assessments	0	0	2,733,400
Interest	16,000	30,000	284,600
Miscellaneous	0	0	1,384,000
<b>Total Revenues</b>	<b>16,000</b>	<b>30,000</b>	<b>127,030,038</b>
<b>Other Financing Sources:</b>			
Transfers In	1,050,000	0	28,521,200
Bond/Note Proceeds	0	0	0
<b>Total Other Financing Sources</b>	<b>1,050,000</b>	<b>0</b>	<b>28,521,200</b>
<b>Total Revenues &amp; Sources</b>	<b>1,066,000</b>	<b>30,000</b>	<b>155,551,238</b>
<b>Beginning Reserved Fund Balance:</b>			
Emergency Reserve	0	0	7,629,088
Compensated Absences	0	0	2,299,318
Capital Projects	0	2,051,994	10,565,592
Debt Service	0	0	15,086,302
Other Purposes	(212,708)	0	6,356,651
<b>Total Beginning Reserved Fund Balance</b>	<b>(212,708)</b>	<b>2,051,994</b>	<b>41,936,951</b>
<b>Beginning Unreserved Fund Balance</b>	<b>0</b>	<b>0</b>	<b>0</b>
<b>Total Sources</b>	<b>853,292</b>	<b>2,081,994</b>	<b>197,488,189</b>
<b>Expenditures</b>			
Personal Services	0	0	55,889,000
Other Services and Charges	500,000	0	29,844,138
Materials and Supplies	0	0	8,161,784
Capital Outlay	0	600,000	16,542,581
Fiscal Agent Fees	0	0	9,700
Debt Service	255,000	0	23,121,700
<b>Total Expenditures</b>	<b>755,000</b>	<b>600,000</b>	<b>133,568,903</b>
<b>Other Financing Uses-</b>			
Transfers Out	0	0	28,521,200
Bond Issuance Costs	0	0	0
<b>Total Other Financing Uses</b>	<b>0</b>	<b>0</b>	<b>28,521,200</b>
<b>Total Expenditures &amp; Uses</b>	<b>755,000</b>	<b>600,000</b>	<b>162,090,103</b>
<b>Ending Reserved Fund Balance:</b>			
Emergency Reserve	0	0	3,917,763
Compensated Absences	0	0	2,299,318
Capital Projects	0	1,481,994	6,791,197
Debt Service	0	0	16,080,541
Other Purposes	98,292	0	6,309,267
<b>Total Ending Reserved Fund Balance</b>	<b>98,292</b>	<b>1,481,994</b>	<b>35,398,086</b>
<b>Ending Unreserved Fund Balance</b>	<b>0</b>	<b>0</b>	<b>0</b>
<b>Total Budget</b>	<b>853,292</b>	<b>2,081,994</b>	<b>197,488,189</b>

**CITY OF BROKEN ARROW  
FINANCIAL PLAN SUMMARY  
FISCAL YEAR 2016**

DESCRIPTION	GENERAL FUND 10	BROKEN ARROW MUNICIPAL AUTHORITY 20	EXCESS CAPACITY SEWER ESCROW 25	STORMWATER MANAGEMENT CAPITAL 26
<b>Revenues:</b>				
Taxes	39,053,500	0	0	0
Licenses & Permits	1,206,900	0	0	0
Intergovernmental	500,900	0	0	0
Charges For Services	7,976,800	44,848,800	100,000	100,000
Fines, Forfeitures & Assessments	1,840,500	792,400	0	0
Interest	18,000	15,000	100	100
Miscellaneous	1,192,600	115,000	0	0
<b>Total Revenues</b>	<b>51,789,200</b>	<b>45,771,200</b>	<b>100,100</b>	<b>100,100</b>
<b>Other Financing Sources:</b>				
Transfers In	15,253,800	13,103,800	0	0
Bond/Note Proceeds	0	0	0	0
<b>Total Other Financing Sources</b>	<b>15,253,800</b>	<b>13,103,800</b>	<b>0</b>	<b>0</b>
<b>Total Revenues &amp; Sources</b>	<b>67,043,000</b>	<b>58,875,000</b>	<b>100,100</b>	<b>100,100</b>
<b>Beginning Reserved Fund Balance:</b>				
Emergency Reserve	1,647,818	2,269,945	0	0
Compensated Absences	2,299,318	0	0	0
Capital Projects	0	0	273,330	559,965
Debt Service	0	0	0	0
Other Purposes	1,582,575	0	0	0
<b>Total Beginning Reserved Fund Balance</b>	<b>5,529,711</b>	<b>2,269,945</b>	<b>273,330</b>	<b>559,965</b>
<b>Beginning Unreserved Fund Balance</b>	<b>0</b>	<b>0</b>	<b>0</b>	<b>0</b>
<b>Total Sources</b>	<b>72,572,711</b>	<b>61,144,945</b>	<b>373,430</b>	<b>660,065</b>
<b>Expenditures</b>				
Personal Services	42,995,700	14,141,100	0	0
Other Services and Charges	6,300,400	11,317,100	0	0
Materials and Supplies	3,339,500	5,080,300	0	0
Capital Outlay	0	5,023,200	100,000	150,000
Fiscal Agent Fees	0	0	0	0
Debt Service	1,850,000	6,966,000	0	0
<b>Total Expenditures</b>	<b>54,485,600</b>	<b>42,527,700</b>	<b>100,000</b>	<b>150,000</b>
<b>Other Financing Uses-</b>				
Transfers Out	13,453,800	13,253,800	0	0
Bond Issuance Costs	0	0	0	0
<b>Total Other Financing Uses</b>	<b>13,453,800</b>	<b>13,253,800</b>	<b>0</b>	<b>0</b>
<b>Total Expenditures &amp; Uses</b>	<b>67,939,400</b>	<b>55,781,500</b>	<b>100,000</b>	<b>150,000</b>
<b>Ending Reserved Fund Balance:</b>				
Emergency Reserve	696,018	0	0	0
Compensated Absences	2,299,318	0	0	0
Capital Projects	0	0	273,430	510,065
Debt Service	1,637,975	0	0	0
Other Purposes	0	0	0	0
<b>Total Ending Reserved Fund Balance</b>	<b>4,633,311</b>	<b>0</b>	<b>273,430</b>	<b>510,065</b>
<b>Ending Unreserved Fund Balance</b>	<b>0</b>	<b>5,363,445</b>	<b>0</b>	<b>0</b>
<b>Total Budget</b>	<b>72,572,711</b>	<b>61,144,945</b>	<b>373,430</b>	<b>660,065</b>

**CITY OF BROKEN ARROW  
FINANCIAL PLAN SUMMARY  
FISCAL YEAR 2016**

DESCRIPTION	CONVENTION & VISITORS BUREAU 27	SALES TAX CAPITAL IMPROVEMENT 30	POLICE ENHANCEMENT 31	PARK AND RECREATION CAPITAL IMPROVEMENT 32
<b>Revenues:</b>				
Taxes	506,100	6,485,500	0	0
Licenses & Permits	0	0	0	0
Intergovernmental	0	0	0	0
Charges For Services	0	0	0	100,000
Fines, Forfeitures & Assessments	0	0	101,100	0
Interest	200	8,000	200	200
Miscellaneous	0	10,000	0	60,000
<b>Total Revenues</b>	<b>506,300</b>	<b>6,503,500</b>	<b>101,300</b>	<b>160,200</b>
<b>Other Financing Sources:</b>				
Transfers In	0	0	0	0
Bond/Note Proceeds	0	0	0	0
<b>Total Other Financing Sources</b>	<b>0</b>	<b>0</b>	<b>0</b>	<b>0</b>
<b>Total Revenues &amp; Sources</b>	<b>506,300</b>	<b>6,503,500</b>	<b>101,300</b>	<b>160,200</b>
<b>Beginning Reserved Fund Balance:</b>				
Emergency Reserve	0	0	0	0
Compensated Absences	0	0	0	0
Capital Projects	0	2,575,613	0	474,427
Debt Service	0	4,555,610	0	0
Other Purposes	467,906	0	27,028	0
<b>Total Beginning Reserved Fund Balance</b>	<b>467,906</b>	<b>7,131,223</b>	<b>27,028</b>	<b>474,427</b>
<b>Beginning Unreserved Fund Balance</b>	<b>0</b>	<b>0</b>	<b>0</b>	<b>0</b>
<b>Total Sources</b>	<b>974,206</b>	<b>13,634,723</b>	<b>128,328</b>	<b>634,627</b>
<b>Expenditures</b>				
Personal Services	0	0	0	0
Other Services and Charges	343,600	0	40,200	0
Materials and Supplies	16,700	0	50,900	0
Capital Outlay	40,000	5,765,900	10,000	0
Fiscal Agent Fees	0	0	0	0
Debt Service	0	0	0	0
<b>Total Expenditures</b>	<b>400,300</b>	<b>5,765,900</b>	<b>101,100</b>	<b>0</b>
<b>Other Financing Uses-</b>				
Transfers Out	545,000	0	0	0
Bond Issuance Costs	0	0	0	0
<b>Total Other Financing Uses</b>	<b>545,000</b>	<b>0</b>	<b>0</b>	<b>0</b>
<b>Total Expenditures &amp; Uses</b>	<b>945,300</b>	<b>5,765,900</b>	<b>101,100</b>	<b>0</b>
<b>Ending Reserved Fund Balance:</b>				
Emergency Reserve	0	0	0	0
Compensated Absences	0	0	0	0
Capital Projects	0	3,313,213	0	634,627
Debt Service	0	4,555,610	0	0
Other Purposes	28,906	0	27,228	0
<b>Total Ending Reserved Fund Balance</b>	<b>28,906</b>	<b>7,868,823</b>	<b>27,228</b>	<b>634,627</b>
<b>Ending Unreserved Fund Balance</b>	<b>0</b>	<b>0</b>	<b>0</b>	<b>0</b>
<b>Total Budget</b>	<b>974,206</b>	<b>13,634,723</b>	<b>128,328</b>	<b>634,627</b>

**CITY OF BROKEN ARROW  
FINANCIAL PLAN SUMMARY  
FISCAL YEAR 2016**

DESCRIPTION	CEMETERY CARE 33	STREET AND ALLEY 34	HOUSING AND URBAN DEVELOPMENT 35	E-911 36
<b>Revenues:</b>				
Taxes	0	0	0	0
Licenses & Permits	0	0	0	0
Intergovernmental	0	965,000	441,849	0
Charges For Services	40,000	0	0	738,400
Fines, Forfeitures & Assessments	0	0	0	0
Interest	200	200	0	500
Miscellaneous	0	0	0	0
<b>Total Revenues</b>	<b>40,200</b>	<b>965,200</b>	<b>441,849</b>	<b>738,900</b>
<b>Other Financing Sources:</b>				
Transfers In	0	0	0	0
Bond/Note Proceeds	0	0	0	0
<b>Total Other Financing Sources</b>	<b>0</b>	<b>0</b>	<b>0</b>	<b>0</b>
<b>Total Revenues &amp; Sources</b>	<b>40,200</b>	<b>965,200</b>	<b>441,849</b>	<b>738,900</b>
<b>Beginning Reserved Fund Balance:</b>				
Emergency Reserve	0	0	0	0
Compensated Absences	0	0	0	0
Capital Projects	337,187	0	0	0
Debt Service	0	0	0	0
Other Purposes	0	1,075,791	384,556	1,242,034
<b>Total Beginning Reserved Fund Balance</b>	<b>337,187</b>	<b>1,075,791</b>	<b>384,556</b>	<b>1,242,034</b>
<b>Beginning Unreserved Fund Balance</b>	<b>0</b>	<b>0</b>	<b>0</b>	<b>0</b>
<b>Total Sources</b>	<b>377,387</b>	<b>2,040,991</b>	<b>826,405</b>	<b>1,980,934</b>
<b>Expenditures</b>				
Personal Services	0	0	0	0
Other Services and Charges	0	0	66,277	0
Materials and Supplies	0	0	0	0
Capital Outlay	36,000	0	375,572	800,000
Fiscal Agent Fees	0	0	0	0
Debt Service	0	0	0	0
<b>Total Expenditures</b>	<b>36,000</b>	<b>0</b>	<b>441,849</b>	<b>800,000</b>
<b>Other Financing Uses-</b>				
Transfers Out	0	720,000	0	710,000
Bond Issuance Costs	0	0	0	0
<b>Total Other Financing Uses</b>	<b>0</b>	<b>720,000</b>	<b>0</b>	<b>710,000</b>
<b>Total Expenditures &amp; Uses</b>	<b>36,000</b>	<b>720,000</b>	<b>441,849</b>	<b>1,510,000</b>
<b>Ending Reserved Fund Balance:</b>				
Emergency Reserve	0	0	0	0
Compensated Absences	0	0	0	0
Capital Projects	341,387	0	0	0
Debt Service	0	0	0	0
Other Purposes	0	1,320,991	384,556	470,934
<b>Total Ending Reserved Fund Balance</b>	<b>341,387</b>	<b>1,320,991</b>	<b>384,556</b>	<b>470,934</b>
<b>Ending Unreserved Fund Balance</b>	<b>0</b>	<b>0</b>	<b>0</b>	<b>0</b>
<b>Total Budget</b>	<b>377,387</b>	<b>2,040,991</b>	<b>826,405</b>	<b>1,980,934</b>

**CITY OF BROKEN ARROW  
FINANCIAL PLAN SUMMARY  
FISCAL YEAR 2016**

DESCRIPTION	CRIME PREVENTION 37	POLICE RESERVES 38	BATTLE CREEK GOLF COURSE 40	ALCOHOL ENFORCEMENT 41
<b>Revenues:</b>				
Taxes	0	0	0	0
Licenses & Permits	0	0	0	0
Intergovernmental	50,661	0	0	0
Charges For Services	0	0	1,485,000	26,500
Fines, Forfeitures & Assessments	0	0	0	0
Interest	100	0	0	100
Miscellaneous	0	0	3,400	0
<b>Total Revenues</b>	<b>50,761</b>	<b>0</b>	<b>1,488,400</b>	<b>26,600</b>
<b>Other Financing Sources:</b>				
Transfers In	0	0	0	0
Bond/Note Proceeds	0	0	0	0
<b>Total Other Financing Sources</b>	<b>0</b>	<b>0</b>	<b>0</b>	<b>0</b>
<b>Total Revenues &amp; Sources</b>	<b>50,761</b>	<b>0</b>	<b>1,488,400</b>	<b>26,600</b>
<b>Beginning Reserved Fund Balance:</b>				
Emergency Reserve	0	0	0	0
Compensated Absences	0	0	0	0
Capital Projects	0	0	0	0
Debt Service	0	0	0	0
Other Purposes	172,430	0	(322,327)	85,342
<b>Total Beginning Reserved Fund Balance</b>	<b>172,430</b>	<b>0</b>	<b>(322,327)</b>	<b>85,342</b>
<b>Beginning Unreserved Fund Balance</b>	<b>0</b>	<b>0</b>	<b>0</b>	<b>0</b>
<b>Total Sources</b>	<b>223,191</b>	<b>0</b>	<b>1,166,073</b>	<b>111,942</b>
<b>Expenditures</b>				
Personal Services	0	0	0	0
Other Services and Charges	35,661	0	1,130,000	5,500
Materials and Supplies	15,000	0	357,000	20,000
Capital Outlay	15,000	0	0	0
Fiscal Agent Fees	0	0	0	0
Debt Service	0	0	6,000	0
<b>Total Expenditures</b>	<b>65,661</b>	<b>0</b>	<b>1,493,000</b>	<b>25,500</b>
<b>Other Financing Uses-</b>				
Transfers Out	0	0	0	0
Bond Issuance Costs	0	0	0	0
<b>Total Other Financing Uses</b>	<b>0</b>	<b>0</b>	<b>0</b>	<b>0</b>
<b>Total Expenditures &amp; Uses</b>	<b>65,661</b>	<b>0</b>	<b>1,493,000</b>	<b>25,500</b>
<b>Ending Reserved Fund Balance:</b>				
Emergency Reserve	0	0	0	0
Compensated Absences	0	0	0	0
Capital Projects	0	0	0	0
Debt Service	0	0	0	0
Other Purposes	157,530	0	(326,927)	86,442
<b>Total Ending Reserved Fund Balance</b>	<b>157,530</b>	<b>0</b>	<b>(326,927)</b>	<b>86,442</b>
<b>Ending Unreserved Fund Balance</b>	<b>0</b>	<b>0</b>	<b>0</b>	<b>0</b>
<b>Total Budget</b>	<b>223,191</b>	<b>0</b>	<b>1,166,073</b>	<b>111,942</b>



**CITY OF BROKEN ARROW  
FINANCIAL PLAN SUMMARY  
FISCAL YEAR 2016**

DESCRIPTION	STREET LIGHTING 42	1994 BOND ISSUE 55	2004 BOND ISSUE 58	2008 BOND ISSUE 59
<b>Revenues:</b>				
Taxes	0	0	0	0
Licenses & Permits	0	0	0	0
Intergovernmental	0	0	0	0
Charges For Services	434,000	0	0	0
Fines, Forfeitures & Assessments	0	0	0	0
Interest	200	1,000	0	18,000
Miscellaneous	0	3,000	0	0
<b>Total Revenues</b>	<b>434,200</b>	<b>4,000</b>	<b>0</b>	<b>18,000</b>
<b>Other Financing Sources:</b>				
Transfers In	0	0	0	0
Bond/Note Proceeds	0	0	0	0
<b>Total Other Financing Sources</b>	<b>0</b>	<b>0</b>	<b>0</b>	<b>0</b>
<b>Total Revenues &amp; Sources</b>	<b>434,200</b>	<b>4,000</b>	<b>0</b>	<b>18,000</b>
<b>Beginning Reserved Fund Balance:</b>				
Emergency Reserve	0	0	0	0
Compensated Absences	0	0	0	0
Capital Projects	0	0	300,235	788,446
Debt Service	0	0	0	0
Other Purposes	1,044,151	164,651	0	0
<b>Total Beginning Reserved Fund Balance</b>	<b>1,044,151</b>	<b>164,651</b>	<b>300,235</b>	<b>788,446</b>
<b>Beginning Unreserved Fund Balance</b>				
<b>Total Sources</b>	<b>1,478,351</b>	<b>168,651</b>	<b>300,235</b>	<b>806,446</b>
<b>Expenditures</b>				
Personal Services	0	0	0	0
Other Services and Charges	400,000	100	0	0
Materials and Supplies	30,000	0	0	0
Capital Outlay	0	15,000	0	806,446
Fiscal Agent Fees	0	0	0	0
Debt Service	0	0	0	0
<b>Total Expenditures</b>	<b>430,000</b>	<b>15,100</b>	<b>0</b>	<b>806,446</b>
<b>Other Financing Uses-</b>				
Transfers Out	0	0	0	0
Bond Issuance Costs	0	0	0	0
<b>Total Other Financing Uses</b>	<b>0</b>	<b>0</b>	<b>0</b>	<b>0</b>
<b>Total Expenditures &amp; Uses</b>	<b>430,000</b>	<b>15,100</b>	<b>0</b>	<b>806,446</b>
<b>Ending Reserved Fund Balance:</b>				
Emergency Reserve	0	0	0	0
Compensated Absences	0	0	0	0
Capital Projects	0	0	300,235	0
Debt Service	0	0	0	0
Other Purposes	1,048,351	153,551	0	0
<b>Total Ending Reserved Fund Balance</b>	<b>1,048,351</b>	<b>153,551</b>	<b>300,235</b>	<b>0</b>
<b>Ending Unreserved Fund Balance</b>	<b>0</b>	<b>0</b>	<b>0</b>	<b>0</b>
<b>Total Budget</b>	<b>1,478,351</b>	<b>168,651</b>	<b>300,235</b>	<b>806,446</b>

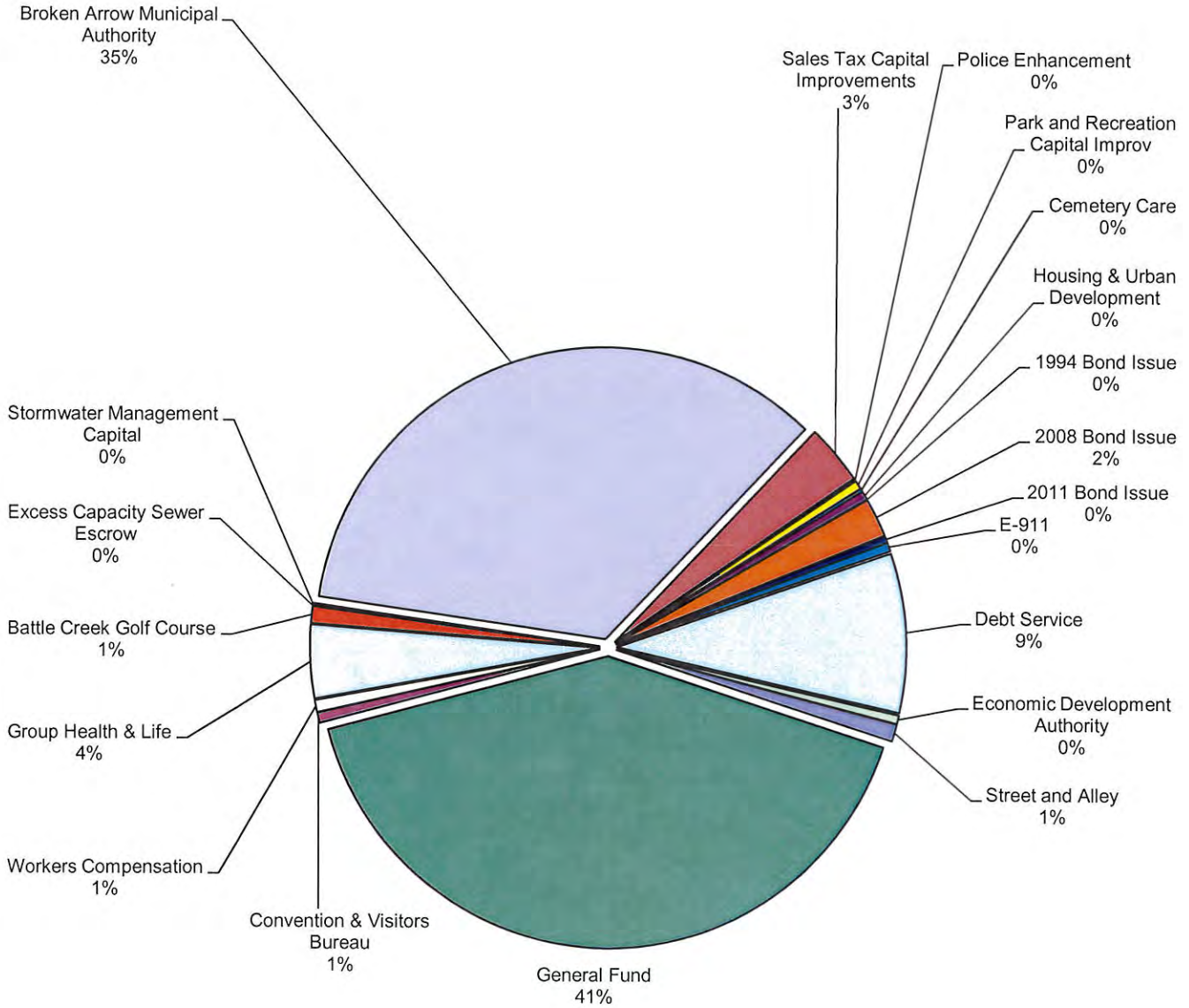
**CITY OF BROKEN ARROW  
FINANCIAL PLAN SUMMARY  
FISCAL YEAR 2016**

DESCRIPTION	WORKERS COMPENSATION 60	GROUP HEALTH & LIFE 61	DEBT SERVICE 70
<b>Revenues:</b>			
Taxes	0	0	14,430,000
Licenses & Permits	0	0	0
Intergovernmental	0	0	0
Charges For Services	1,330,000	6,710,900	0
Fines, Forfeitures & Assessments	0	0	0
Interest	300	200	175,000
Miscellaneous	0	0	0
<b>Total Revenues</b>	<b>1,330,300</b>	<b>6,711,100</b>	<b>14,605,000</b>
<b>Other Financing Sources:</b>			
Transfers In	0	0	0
Bond/Note Proceeds	0	0	0
<b>Total Other Financing Sources</b>	<b>0</b>	<b>0</b>	<b>0</b>
<b>Total Revenues &amp; Sources</b>	<b>1,330,300</b>	<b>6,711,100</b>	<b>14,605,000</b>
<b>Beginning Reserved Fund Balance:</b>			
Emergency Reserve	0	0	0
Compensated Absences	0	0	0
Capital Projects	0	0	0
Debt Service	0	0	9,942,356
Other Purposes	1,831,547	37,866	0
<b>Total Beginning Reserved Fund Balance</b>	<b>1,831,547</b>	<b>37,866</b>	<b>9,942,356</b>
<b>Beginning Unreserved Fund Balance</b>	<b>0</b>	<b>0</b>	<b>0</b>
<b>Total Sources</b>	<b>3,161,847</b>	<b>6,748,966</b>	<b>24,547,356</b>
<b>Expenditures</b>			
Personal Services	0	0	0
Other Services and Charges	1,100,000	6,600,000	0
Materials and Supplies	0	0	0
Capital Outlay	0	0	0
Fiscal Agent Fees	0	0	9,700
Debt Service	0	0	13,207,900
<b>Total Expenditures</b>	<b>1,100,000</b>	<b>6,600,000</b>	<b>13,217,600</b>
<b>Other Financing Uses-</b>			
Transfers Out	0	0	725,000
Bond Issuance Costs	0	0	0
<b>Total Other Financing Uses</b>	<b>0</b>	<b>0</b>	<b>725,000</b>
<b>Total Expenditures &amp; Uses</b>	<b>1,100,000</b>	<b>6,600,000</b>	<b>13,942,600</b>
<b>Ending Reserved Fund Balance:</b>			
Emergency Reserve	0	0	0
Compensated Absences	0	0	0
Capital Projects	0	0	0
Debt Service	0	0	10,604,756
Other Purposes	2,061,847	148,966	0
<b>Total Ending Reserved Fund Balance</b>	<b>2,061,847</b>	<b>148,966</b>	<b>10,604,756</b>
<b>Ending Unreserved Fund Balance</b>	<b>0</b>	<b>0</b>	<b>0</b>
<b>Total Budget</b>	<b>3,161,847</b>	<b>6,748,966</b>	<b>24,547,356</b>

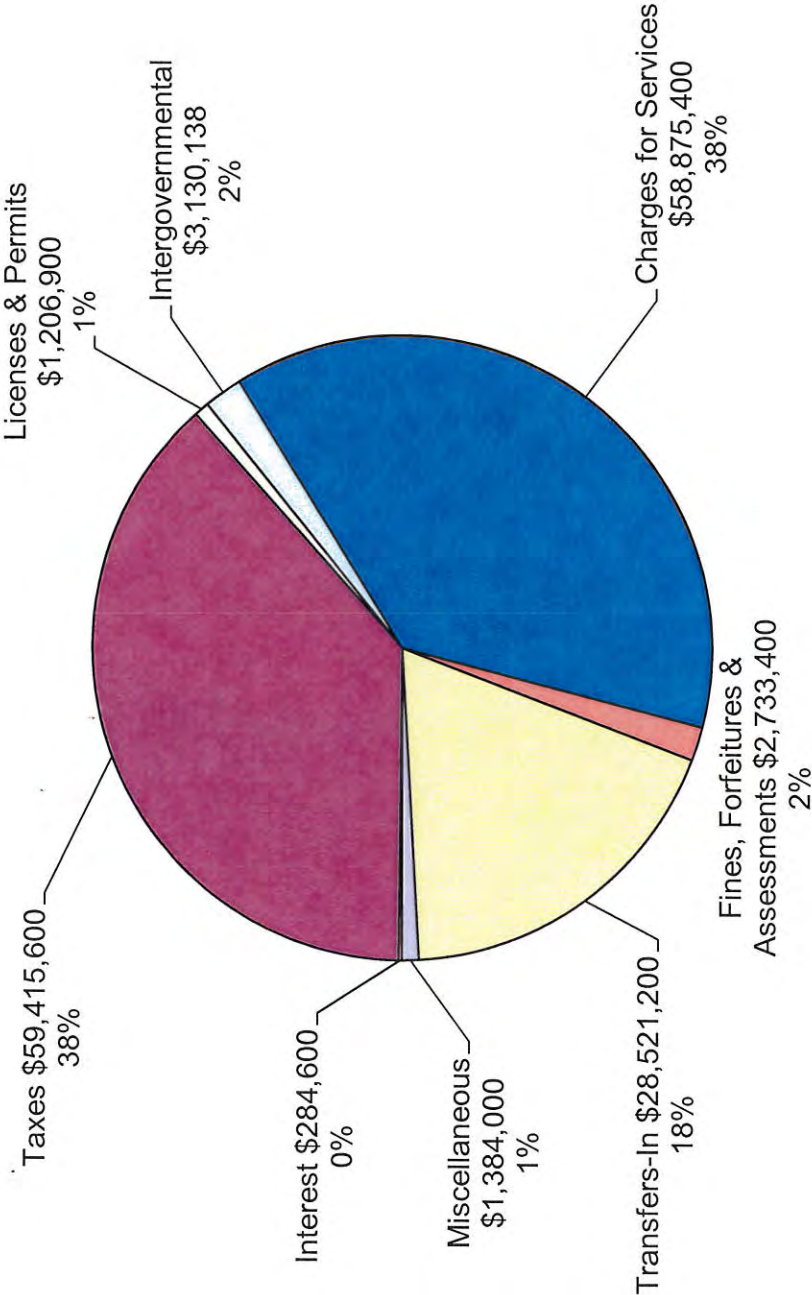
**CITY OF BROKEN ARROW  
FINANCIAL PLAN SUMMARY  
FISCAL YEAR 2016**

DESCRIPTION	BROKEN ARROW ECONOMIC DEVELOPMENT AUTHORITY 87	2011 BOND ISSUE 91	TOTAL
<b>Revenues:</b>			
Taxes	0	0	60,475,100
Licenses & Permits	0	0	1,206,900
Intergovernmental	0	0	1,958,410
Charges For Services	0	0	63,890,400
Fines, Forfeitures & Assessments	0	0	2,734,000
Interest	16,000	30,000	283,600
Miscellaneous	0	0	1,384,000
<b>Total Revenues</b>	<b>16,000</b>	<b>30,000</b>	<b>131,932,410</b>
<b>Other Financing Sources:</b>			
Transfers In	1,050,000	0	29,407,600
Bond/Note Proceeds	0	0	0
<b>Total Other Financing Sources</b>	<b>1,050,000</b>	<b>0</b>	<b>29,407,600</b>
<b>Total Revenues &amp; Sources</b>	<b>1,066,000</b>	<b>30,000</b>	<b>161,340,010</b>
<b>Beginning Reserved Fund Balance:</b>			
Emergency Reserve	0	0	3,917,763
Compensated Absences	0	0	2,299,318
Capital Projects	0	1,481,994	6,791,197
Debt Service	0	0	14,497,966
Other Purposes	98,292	0	7,891,842
<b>Total Beginning Reserved Fund Balance</b>	<b>98,292</b>	<b>1,481,994</b>	<b>35,398,086</b>
<b>Beginning Unreserved Fund Balance</b>	<b>0</b>	<b>0</b>	<b>0</b>
<b>Total Sources</b>	<b>1,164,292</b>	<b>1,511,994</b>	<b>196,738,096</b>
<b>Expenditures</b>			
Personal Services	0	0	57,136,800
Other Services and Charges	500,000	0	27,838,838
Materials and Supplies	0	0	8,909,400
Capital Outlay	0	0	13,137,118
Fiscal Agent Fees	0	0	9,700
Debt Service	242,000	0	22,271,900
<b>Total Expenditures</b>	<b>742,000</b>	<b>0</b>	<b>129,303,756</b>
<b>Other Financing Uses-</b>			
Transfers Out	0	0	29,407,600
Bond Issuance Costs	0	0	0
<b>Total Other Financing Uses</b>	<b>0</b>	<b>0</b>	<b>29,407,600</b>
<b>Total Expenditures &amp; Uses</b>	<b>742,000</b>	<b>0</b>	<b>158,711,356</b>
<b>Ending Reserved Fund Balance:</b>			
Emergency Reserve	0	0	696,018
Compensated Absences	0	0	2,299,318
Capital Projects	0	1,511,994	6,884,951
Debt Service	0	0	16,798,341
Other Purposes	422,292	0	5,984,667
<b>Total Ending Reserved Fund Balance</b>	<b>422,292</b>	<b>1,511,994</b>	<b>32,663,295</b>
<b>Ending Unreserved Fund Balance</b>	<b>0</b>	<b>0</b>	<b>5,363,445</b>
<b>Total Budget</b>	<b>1,164,292</b>	<b>1,511,994</b>	<b>196,738,096</b>

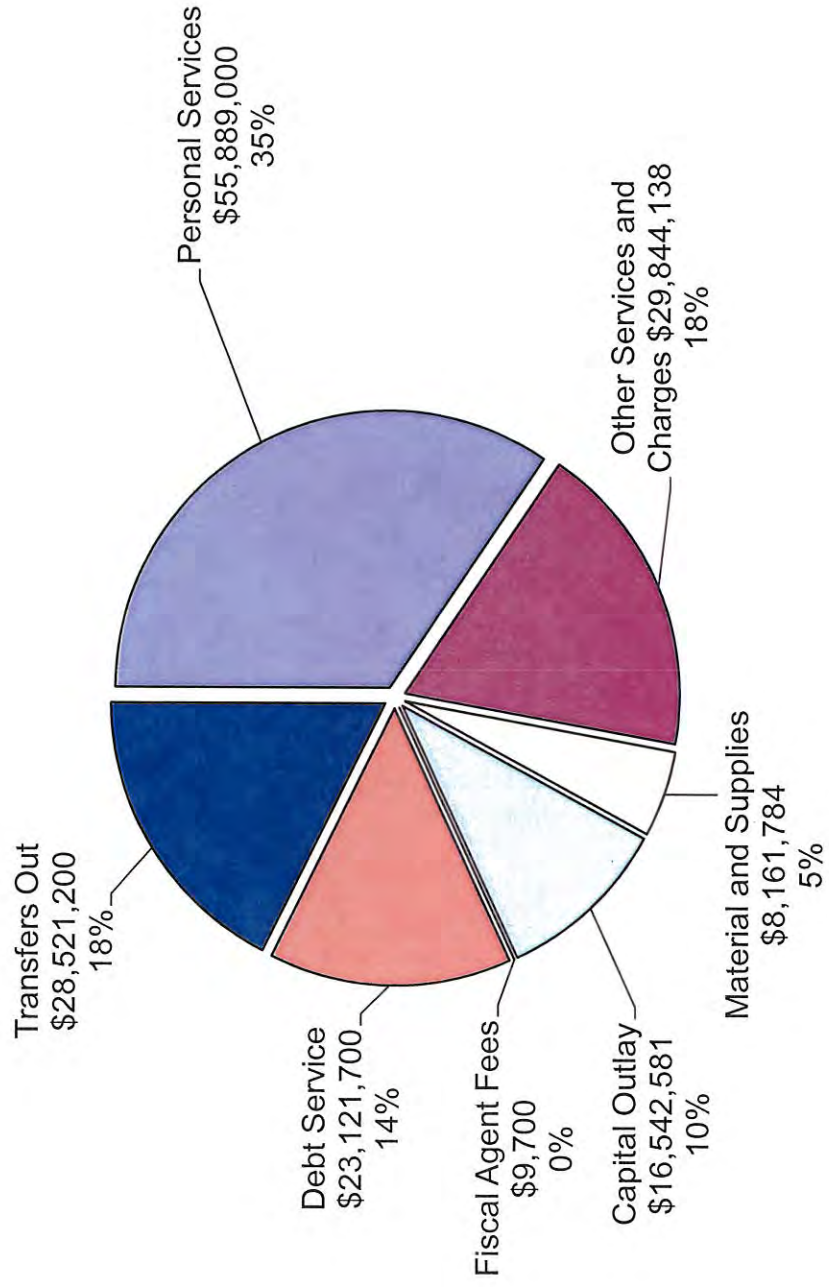
**City of Broken Arrow Budget Summary-Fiscal Year 2014-2015**  
**Total Budget Expenditures and Uses By Fund \$162,090,103**



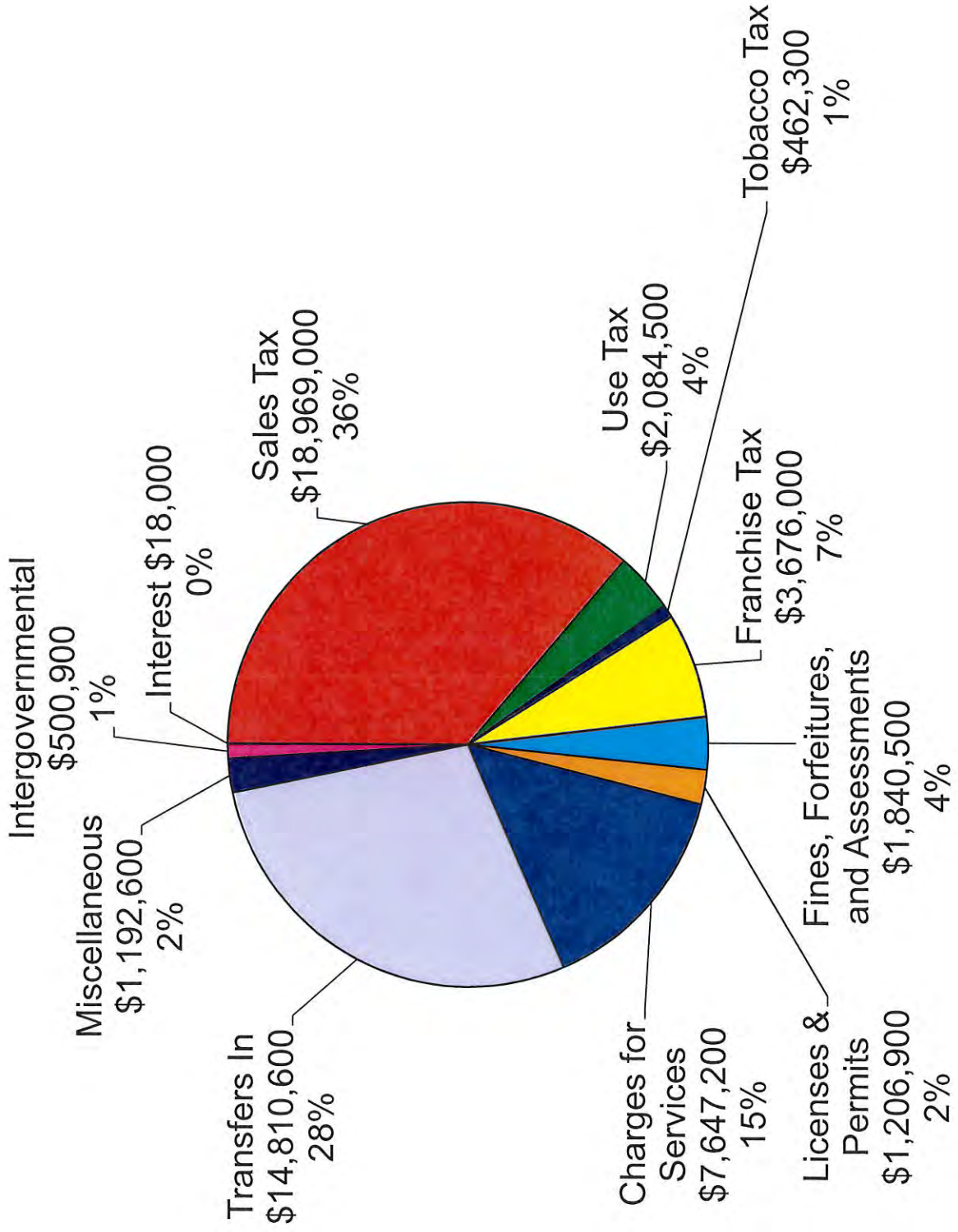
**City of Broken Arrow Revenue Sources- Fiscal Year 2014-2015**



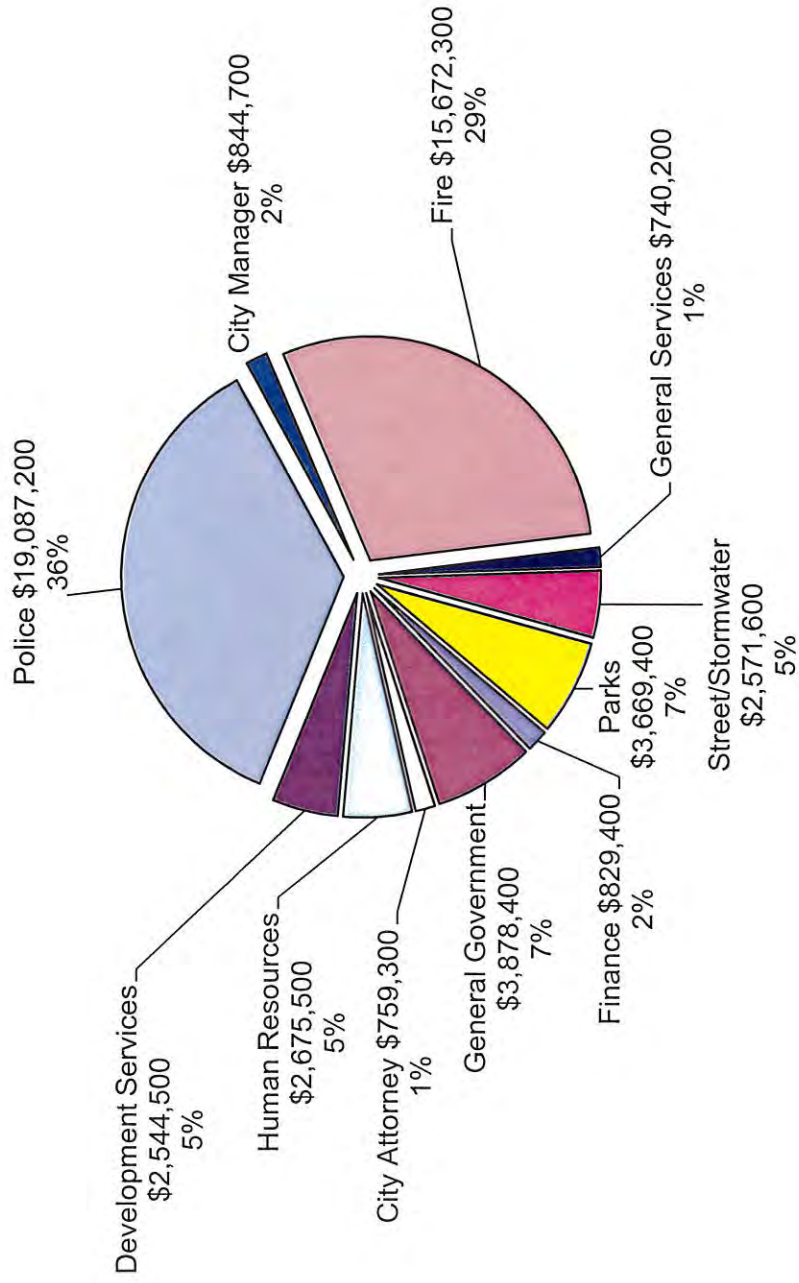
# City of Broken Arrow Budget Expenditures-Fiscal Year 2014-2015



# General Fund Budget Resources 2014-2015

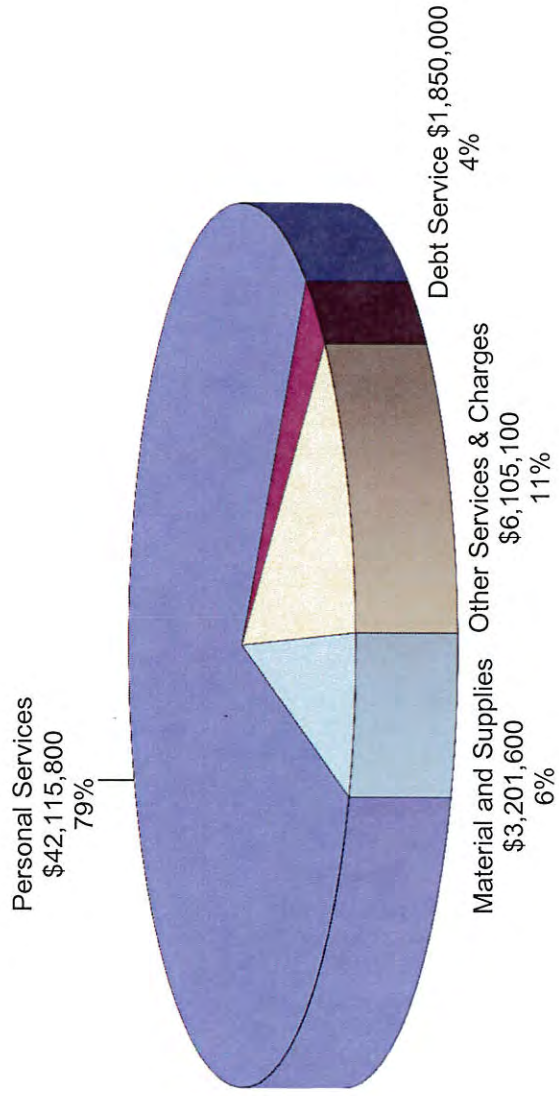


# General Fund Expense By Department 2014-2015

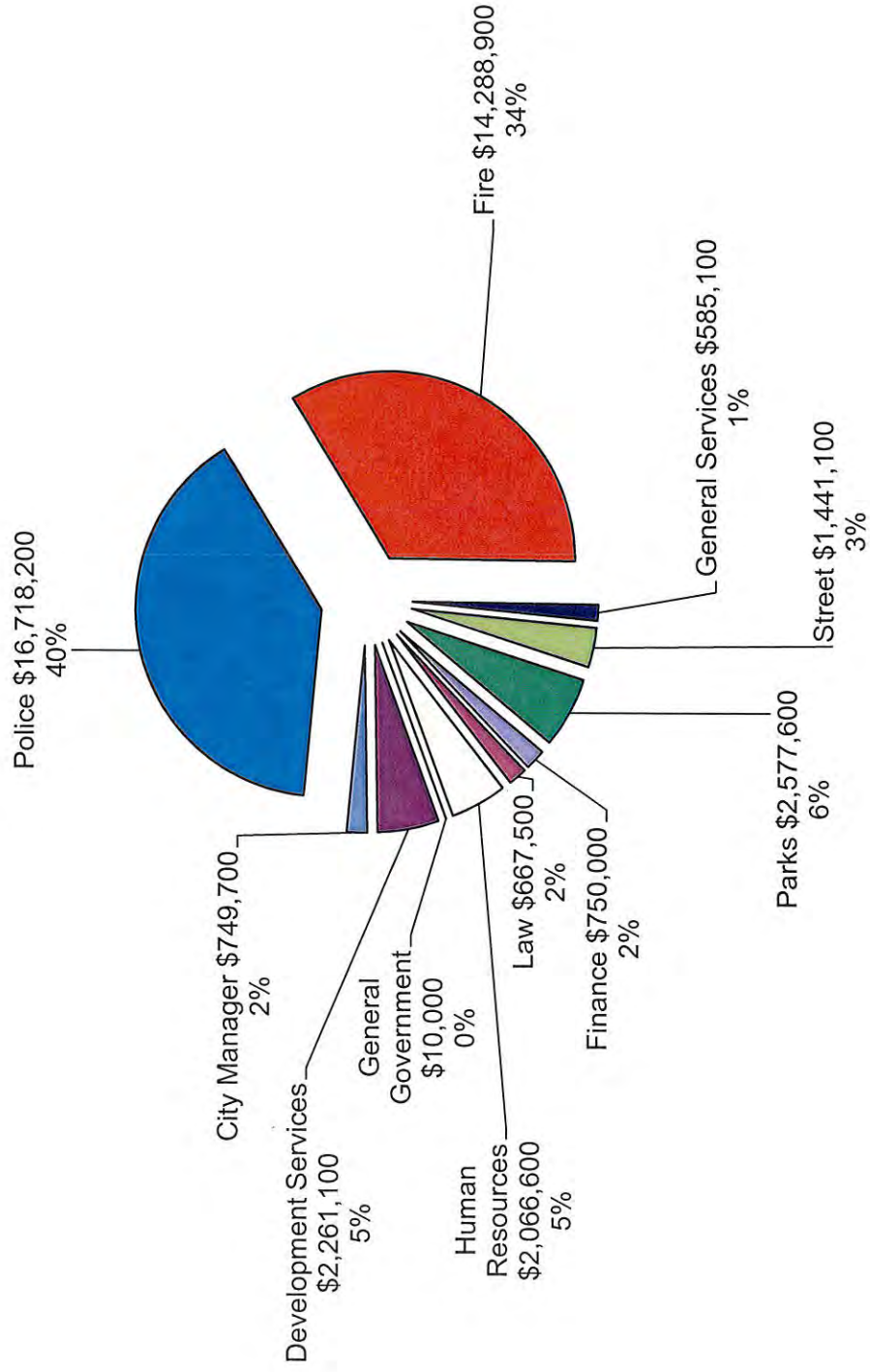




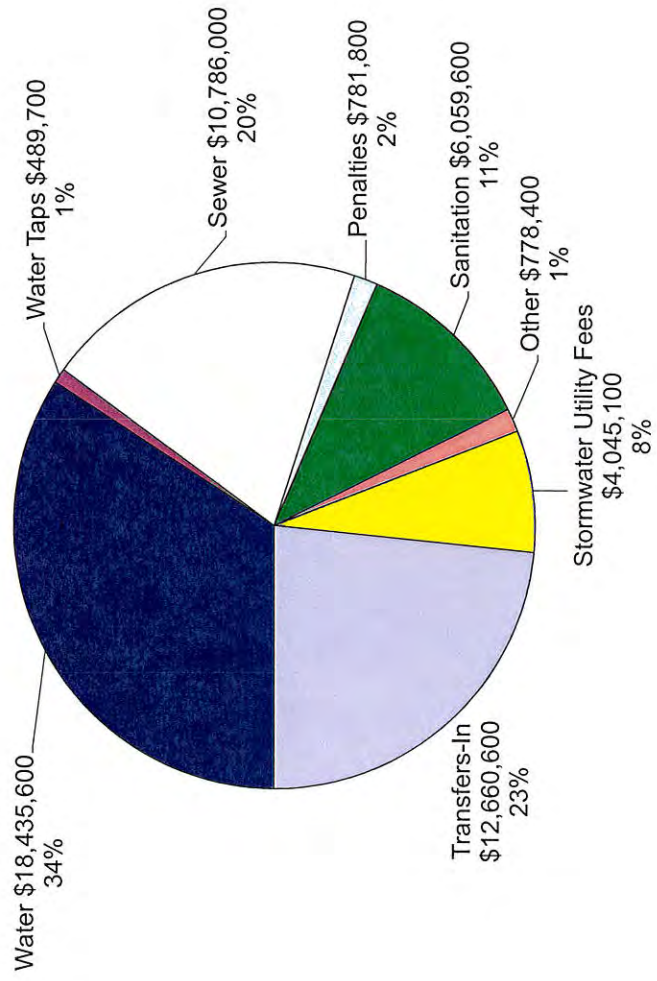
# General Fund Expense By Classification 2014-2015



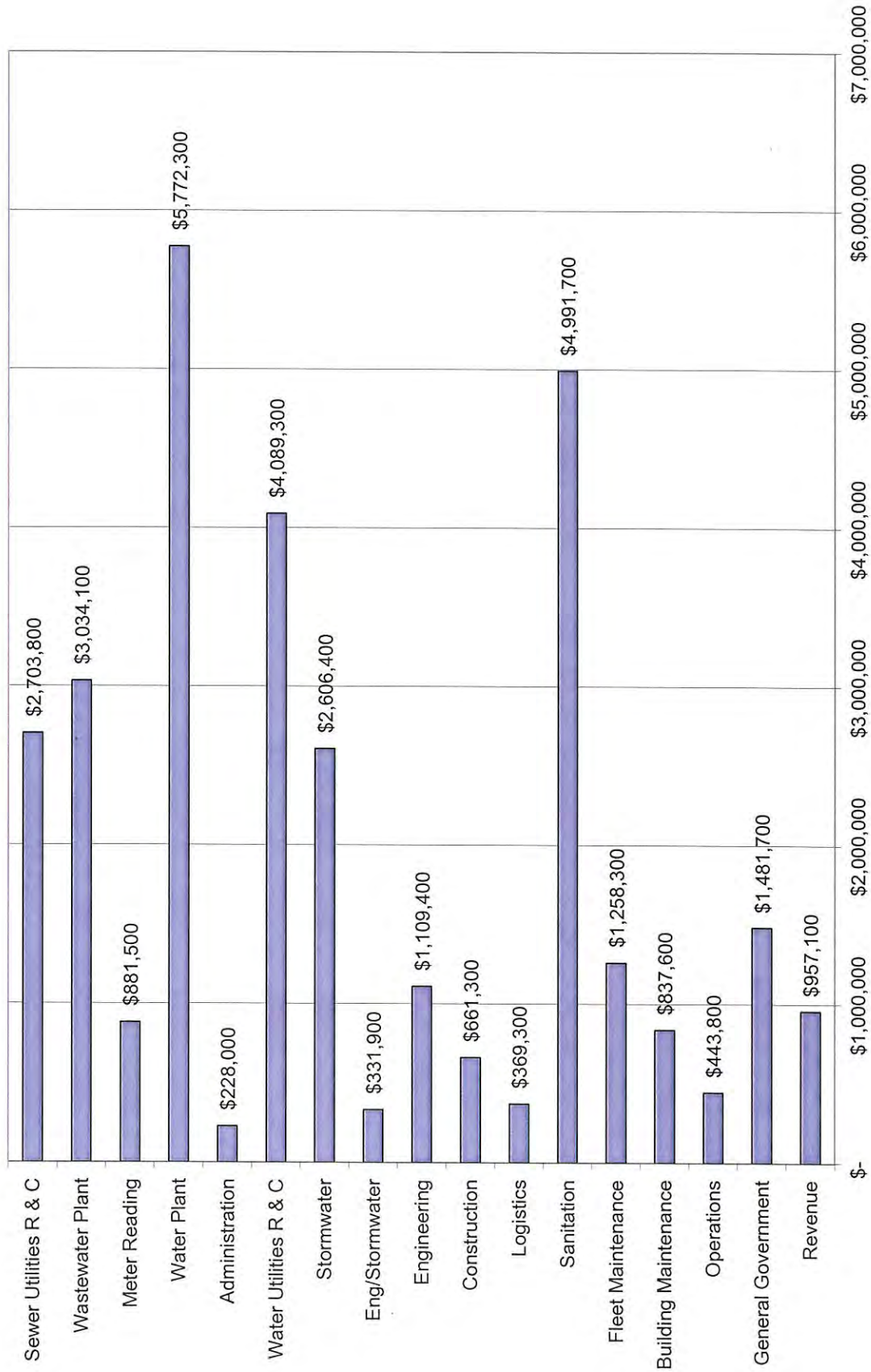
# General Fund Budgeted Personnel Expenditures By Department 2014-2015



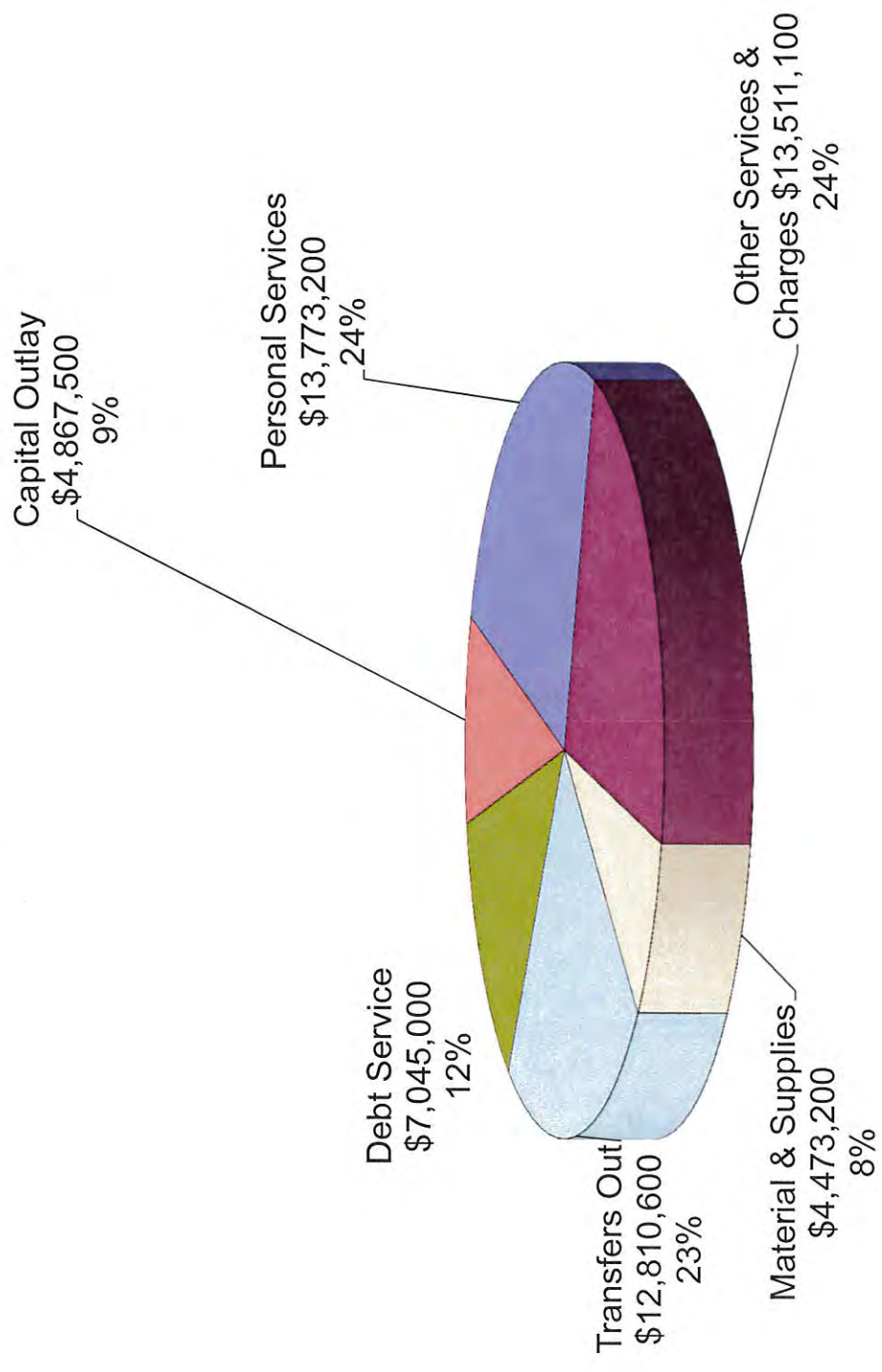
**Broken Arrow Municipal Authority Revenue Resources 2014-2015**



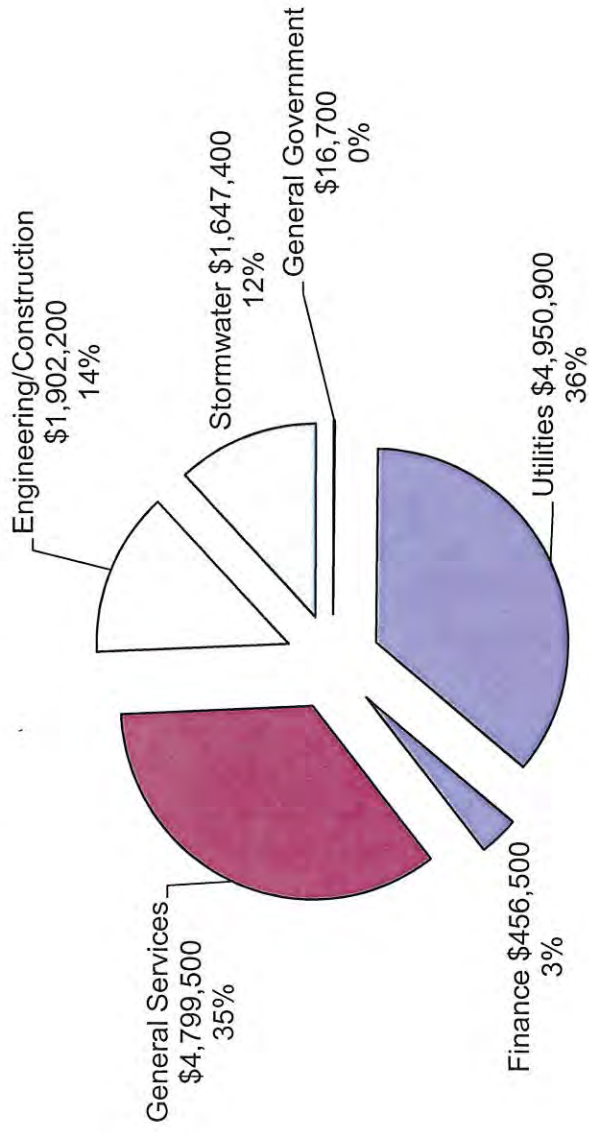
# Broken Arrow Municipal Authority Expense By Division 2014-2015



# Broken Arrow Municipal Authority Expenses By Classification 2014-2015



# Broken Arrow Municipal Authority Budgeted Personnel Expenditures By Department 2014-2015



City of Broken Arrow  
General Fund  
FY2015

Position	Budget 2012-2013	Budget 2013-2014	Proposed 2014-2015
<b>CITY MANAGER</b>			
City Manager	1	1	1
Assistant City Manager	0	1	1
Economic Development Coordinator / Asst to the City Manager	1	1	1
Director of Communications	1	1	1
Governmental Relations Manager	1	1	0
Tourism Director	1	1	0
Executive Assistant to the City Manager	1	1	1
Administrative Assistant	0	0	1
<b>Total Full Time:</b>	<b>6</b>	<b>7</b>	<b>6</b>
Admin Tech (Receptionist)	2	2	2
<b>Total Part Time:</b>	<b>2</b>	<b>2</b>	<b>2</b>
<b>FINANCE</b>			
Director of Finance	1	1	1
Controller	1	1	1
Finance Services Manager	1	1	1
Accountant	1	2	2
Accounting Technician	2	2	2
Accounts Payable Technician	1	1	1
<b>Total Full Time:</b>	<b>7</b>	<b>8</b>	<b>8</b>
<b>LEGAL</b>			
City Attorney	1	1	1
Deputy City Attorney	1	1	1
Assistant City Attorney II	1	1	1
Assistant City Attorney I	1	1	1
Paralegal	1	1	1
Office Manager	1	1	1
<b>Total Full Time:</b>	<b>6</b>	<b>6</b>	<b>6</b>

City of Broken Arrow  
General Fund  
FY2015

Position	Budget 2012-2013	Budget 2013-2014	Proposed 2014-2015
<b>HUMAN RESOURCES</b>			
Human Resources Director	1	1	1
Human Resources Benefit Coordinator	1	1	1
Information Services Manager	1	1	1
Risk Manager	1	1	1
Compensation & Benefits Manager	1	1	1
Network Systems Manager	1	1	1
Communication Systems Engineer	1	1	1
Network Systems Engineer	2	2	2
City Clerk	1	1	1
Systems Analyst	1	1	1
Safety Training Coordinator	1	1	1
Human Resources Specialist	1	1	1
Desktop Support Technician	1	2	2
Information Services Technician	1	0	0
Communication Systems Technician	1	1	1
Human Resources Employment Coordinator	1	1	1
Risk Management Technician	1	1	1
Deputy Court Clerk	1	1	1
Court Clerk / Administrative Clerk	4	4	4
Administrative Assistant	1	1	1
<b>Total Full Time:</b>	<b>24</b>	<b>24</b>	<b>24</b>
Presiding Judge (Part Time)	1	1	1
Municipal Judge (Part Time)	1	1	1
Human Resources Coordinator (Part Time)	0	1	1
Administrative Tech (Part Time)	2	1	1
<b>Total Part Time:</b>	<b>4</b>	<b>4</b>	<b>4</b>
<b>GENERAL SERVICES</b>			
Traffic Signal Manager	1	1	1
Lead Traffic Signal Technician	0	0	1
Traffic Signal Technician	4	4	3
Sexton	1	1	1
Assistant Sexton	1	1	1
Cemetery Maintenance Worker	1	1	1
<b>Total Full Time:</b>	<b>8</b>	<b>8</b>	<b>8</b>
Cemetery Seasonal Laborer	1	1	1
<b>Total Part Time:</b>	<b>1</b>	<b>1</b>	<b>1</b>



City of Broken Arrow  
General Fund  
FY2015

Position	Budget 2012-2013	Budget 2013-2014	Proposed 2014-2015
<b>DEVELOPMENT SERVICES</b>			
Director of Development Services	1	1	1
One Stop Manager	1	1	1
City Planner	1	1	1
Project Engineer	1	1	1
Chief Building Inspector	1	1	1
Assistant Chief Building Inspector	1	1	1
Assistant City Planner	1	1	1
Staff Planner	0	0	1
Commercial Building Plans Examiner	1	1	1
Plans Reviewer	1	1	1
Building Inspector	6	6	6
Customer Service Supervisor	1	1	1
Administrative Assistant	2	2	2
Code Enforcement Officer	3	3	3
Permit Clerk	8	8	8
<b>Total Full Time:</b>	<b>29</b>	<b>29</b>	<b>30</b>
Planning Intern (part time)	1	1	0
<b>Total Part Time:</b>	<b>1</b>	<b>1</b>	<b>0</b>
<b>POLICE</b>			
Police Chief	1	1	1
Deputy Police Chief	1	1	1
Police Major	3	3	3
Police Captain	7	7	7
Police Sergeant	17	17	18
Police Corporal	7	7	6
Police Officer	91	95	95
<b>Total Sworn Positions:</b>	<b>127</b>	<b>131</b>	<b>131</b>
Comm. Dir. / Asst. Emerg. Mgmt. Dir.	1	1	1
Records Supervisor	1	1	1
Property Room Supervisor	1	1	1
Budget Officer	1	1	1
Planning and Research Specialist	1	1	1
Crime Prevention Specialist	1	1	1
Jail Supervisor	4	4	4
Animal Control Supervisor	1	1	1
Communications Supervisor	3	3	3
Administrative Assistant	1	1	1
Communications Training Officer	3	3	3
Administrative Secretary	3	3	3
Jailer	12	12	12
Communications Officer I	10	10	10
Call Taker (Communications)	2	4	6
Animal Control Officer	4	5	5
Shelter Officer	1	0	0
Records Clerk	2	2	2
<b>Total Non Sworn:</b>	<b>52</b>	<b>54</b>	<b>56</b>
<b>Total Full Time:</b>	<b>179</b>	<b>185</b>	<b>187</b>

City of Broken Arrow  
General Fund  
FY2015

Position	Budget 2012-2013	Budget 2013-2014	Proposed 2014-2015
<b>POLICE (continued)</b>			
Property Room Technician (Part Time)	1	1	1
Records Clerk (Part Time)	1	0	0
Court Marshall (Part Time)	1	1	1
On-Call Jailer	2	1	1
<b>Total Part Time:</b>	<b>5</b>	<b>3</b>	<b>3</b>
<b>FIRE</b>			
Fire Chief	1	1	1
Assistant Fire Chief	1	1	1
Deputy Fire Chief	3	3	3
Fire Battalion Chief	3	3	3
Fire Training Major	2	2	2
Fire Marshal	1	1	1
Fire Captain	21	21	21
Fire Investigator	3	3	3
Fire Plan Reviewer	0	0	1
Training Officer	3	3	3
Fire Lieutenant	21	21	21
All Firefighter Ranks	84	93	93
<b>Total Sworn Positions:</b>	<b>143</b>	<b>152</b>	<b>153</b>
Administrative Assistant	1	1	1
Fire Equipment Technician	1	1	1
Administrative Secretary	1	1	1
<b>Total Non Sworn:</b>	<b>254</b>	<b>272</b>	<b>3</b>
<b>Total Full Time:</b>	<b>397</b>	<b>424</b>	<b>156</b>
Administrative Technician	1	1	1
Fire Prevention Technician	1	1	1
<b>Total Part Time:</b>	<b>2</b>	<b>2</b>	<b>2</b>
<b>STREET</b>			
Director of Street and Stormwater	1	1	1
Street Superintendent	1	1	1
Traffic Control Manager	1	1	1
Supervisor - Truck Driver Section	0	1	1
Crew Chief	3	3	3
Street Maintenance Supervisor	1	1	1
Traffic Maintenance Technician	2	2	2
Truck Driver I	8	7	7
Equipment Operator	2	2	2
Service Worker	2	2	2
Administrative Assistant	0	0.5	1
<b>Total Full Time:</b>	<b>21</b>	<b>21.5</b>	<b>22</b>

City of Broken Arrow  
General Fund  
FY2015

Position	Budget 2012-2013	Budget 2013-2014	Proposed 2014-2015
<b>PARKS</b>			
Director of Parks and Recreation	1	1	1
Parks Maintenance Manager	1	1	1
Events Coordinator	1	1	1
Recreation Manager	1	1	1
Grounds Supervisor	2	2	2
Tourism Director	0	0	1
Horticulturist	1	1	1
Facilities Supervisor	1	1	1
Recreation Center Supervisor	2	2	2
Crew leader - Parks	2	2	2
Parks Maintenance Technician	1	1	1
Administrative Secretary	1	1	1
Parks Maintenance Worker	12	14	15
Building Maintenance Worker	4	4	3
Recreation Assistant	2	2	2
<b>Total Full Time:</b>	<b>32</b>	<b>34</b>	<b>35</b>
Recreation Assistant (Part Time)	9	9	9
<b>Total Part Time:</b>	<b>9</b>	<b>9</b>	<b>9</b>
Park Maintenance Worker	6	6	6
Instructor Supervisor	1	0	0
Registration Assistant	1	0	0
Aquatic Head Instructor	1	0	0
Swim Lesson Instructor	10	9	10
Swim Lesson Supervisor	1	1	1
Swim Pool Concession Supervisor	1	1	1
Swim Pool Supervisor	0	1	1
Swim Pool Manager	7	7	7
Swim Pool Assistant	2	2	2
Swim Pool Maintenance	0	1	1
Lifeguard	56	56	56
Concession Worker	6	8	6
Swim Pool Cashier	2	2	2
<b>Total Seasonal:</b>	<b>94</b>	<b>94</b>	<b>93</b>
<b>GENERAL FUND TOTALS</b>			
Full time			
Non-sworn positions	188	194.5	198
Sworn positions	270	283	284
<b>Total Full Time</b>	<b>458</b>	<b>477.5</b>	<b>482</b>
<b>Total Part Time:</b>	<b>24</b>	<b>22</b>	<b>21</b>
<b>Total Seasonal:</b>	<b>94</b>	<b>94</b>	<b>93</b>

City of Broken Arrow  
BAMA  
FY2015

Position	Budget 2012-2013	Budget 2013-2014	Proposed 2014-2015
<b>FINANCE</b>			
Utilities Services Supervisor	1	1	1
Assistant Utilities Services Supervisor	1	1	0
Utility Services Clerk	5	5	7
<b>Total Full Time:</b>	<b>7</b>	<b>7</b>	<b>8</b>
<b>GENERAL SERVICES</b>			
Director	1	1	1
Fleet Division Manager	1	1	1
Sanitation Manager	1	1	1
Building Maintenance Manager	1	1	1
Purchasing Manager	1	1	1
Assistant Sanitation Manager	1	1	1
Building Maintenance Supervisor	1	1	1
Mechanic Supervisor	2	2	2
Buyer	3	3	3
Sanitation Supervisor	4	4	4
Mechanic	11	11	12
Service Writer	1	1	1
Administrative Assistant	1	1	1
Sanitation Crewleader	9	9	9
Building Service Supervisor	2	2	2
Administrative Secretary	1	2	2
Refuse Collection Driver	14	14	14
Fleet Tire Technician	1	0	0
Fleet Service Technician	1	2	2
Administrative Clerk	1	0	0
Parts Clerk	2	2	2
Refuse Collector	7	10	10
Building Maintenance Worker	6	6	6
Building Service Worker	7	7	7
<b>Total Full Time:</b>	<b>80</b>	<b>83</b>	<b>84</b>
Refuse Collector (Temp)	7	0	0
<b>Total Part Time:</b>	<b>7</b>	<b>0</b>	<b>0</b>
<b>STORMWATER</b>			
Stormwater Superintendent	1	1	1
Stormwater Maintenance Supervisor	1	1	1
Construction Supervisor	2	2	2
Crew Chief	3	3	3
Equipment Operator	10	10	10
Truck Driver I	2	2	2
Service Worker	8	8	8
<b>Total Full Time:</b>	<b>27</b>	<b>27</b>	<b>27</b>

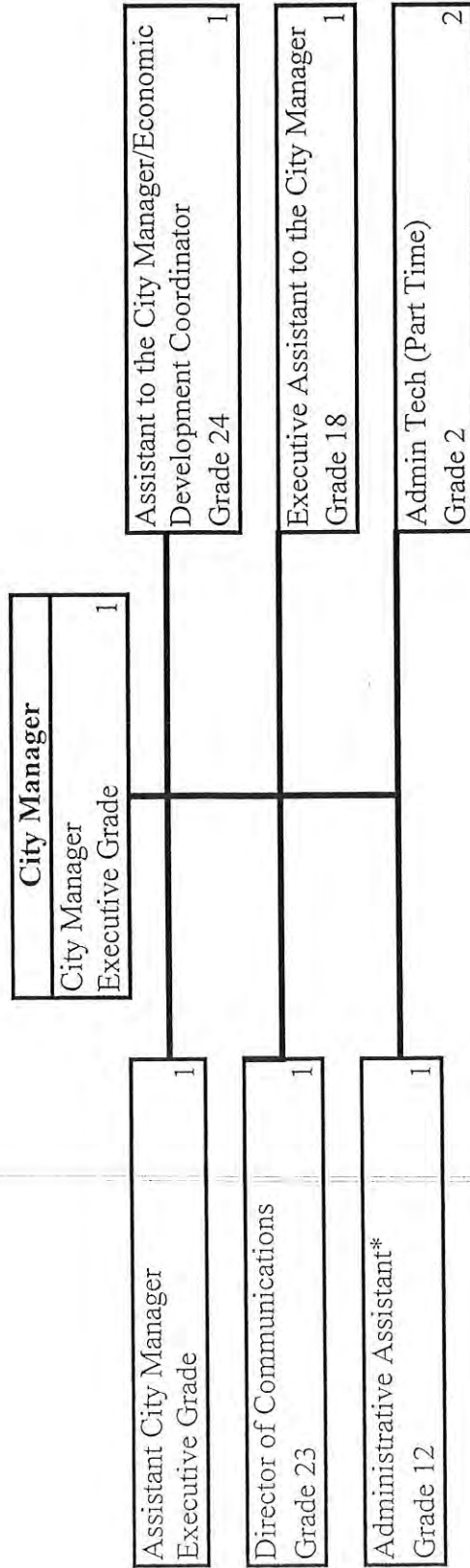
City of Broken Arrow  
BAMA  
FY2015

Position	Budget 2012-2013	Budget 2013-2014	Proposed 2014-2015
<b>ENGINEERING &amp; CONSTRUCTION</b>			
Director	1	1	1
Engineering Division Manager	1	1	1
Construction Division Manager	1	1	1
Stormwater Division Manager	1	1	1
Project Engineer	2	4	4
Contract Administrator	5	5	5
Utility Relocation Coord	1	0	0
Right-of-Way Agent	1	1	1
Stormwater Inspector	1	1	1
Engineering Technician	2	2	2
GIS Analyst	1	1	1
Mapping Coordinator	1	1	1
Administrative Assistant	1	1	1
Administrative Secretary	1	1	1
<b>Total Full Time:</b>	<b>20</b>	<b>21</b>	<b>21</b>
<b>UTILITIES</b>			
Director	1	1	1
Assistant Utilities Director	1	1	1
Water Plant Manager	1	1	1
Wastewater Plant Manager	1	1	1
Utilities Water Supervisor	1	1	1
Meter Reader Supervisor	1	1	1
Utilities Const. Supervisor	1	1	1
Utilities Sewer Supervisor	1	1	1
Assistant Water Plant Manager	1	1	1
Water Crew Supervisor	8	9	11
Sewer Crew Supervisor	6	6	3
Crew Supervisor	0	0	2
Maintenance Mechanic	1	1	1
Wastewater Plant Mechanic	1	1	2
Assistant Meter Reader Supervisor	1	1	1
Administrative Assistant	0	0.5	1
Service Order Technician	1	1	1
Pretreatment Coordinator	1	1	1
Pretreatment Technician	1	1	1
Wastewater Plant Operator	3	3	3
Water Plant Operator	7	10	7
Water Quality Technician	0	0	1
Lab Technician	0	0	1
Water Industrial Tech	0	0	1
Wastewater Industrial Tech	0	0	1
Utilities Service Worker	16	16	19
Meter Reader	7	7	7
Truck Driver I	6	5	5
<b>Total Full Time:</b>	<b>68</b>	<b>71.5</b>	<b>78</b>
<b>BAMA TOTALS</b>			
<b>Total Full-Time</b>	<b>202</b>	<b>209.5</b>	<b>218</b>
<b>Total Part-Time</b>	<b>7</b>	<b>0</b>	<b>0</b>

**CITY OF BROKEN ARROW - CITY MANAGER DEPARTMENT**

FY 2015

May 20, 2014

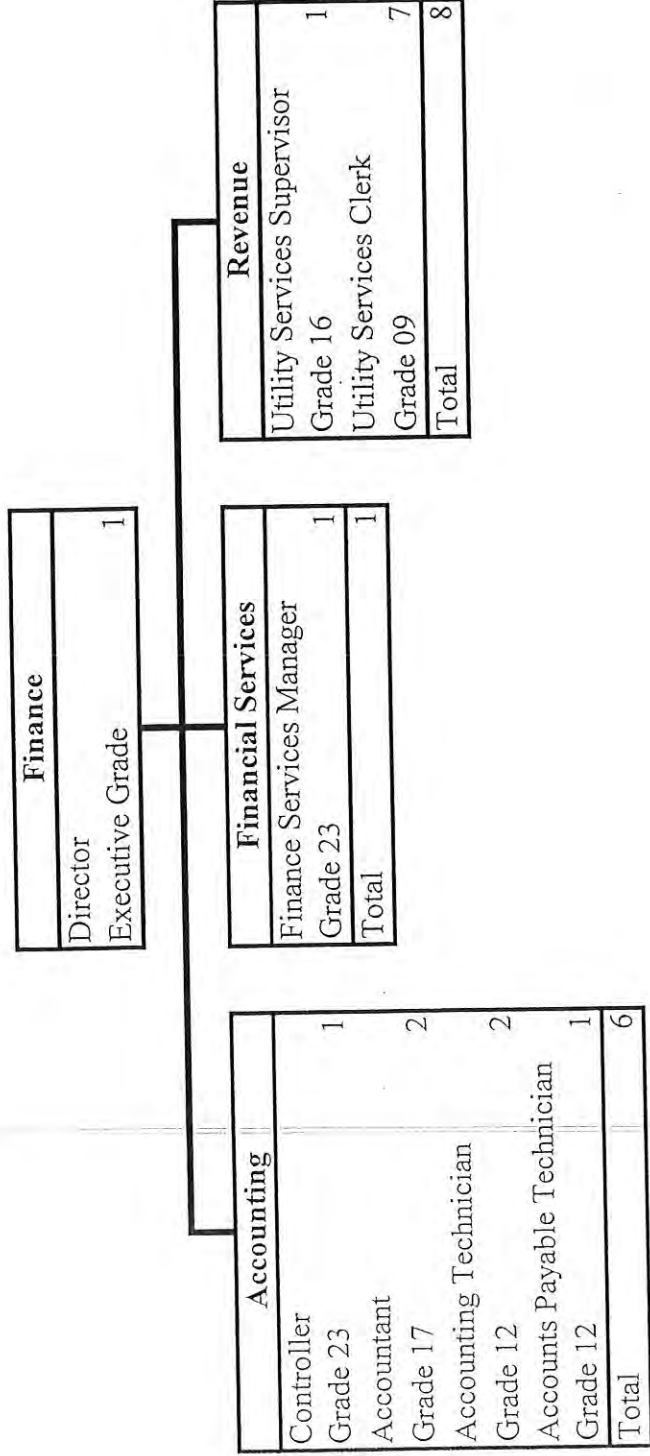


\*Provides Support to Finance

CITY OF BROKEN ARROW - FINANCE DEPARTMENT

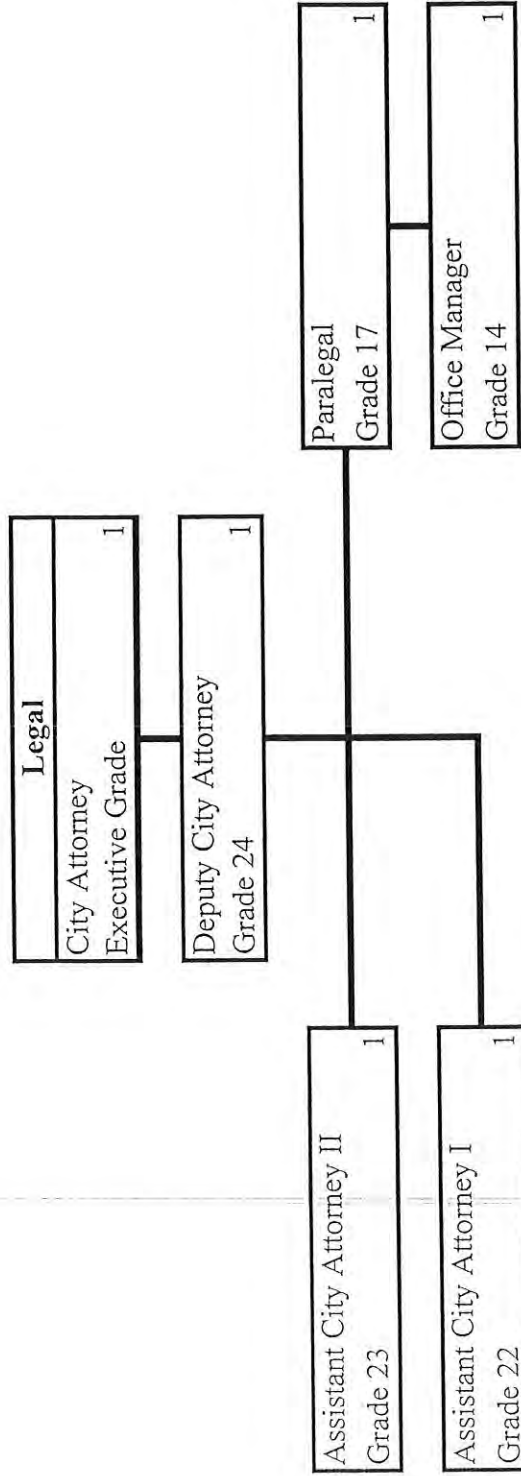
FY 2015

May 20, 2014



CITY OF BROKEN ARROW - LEGAL DEPARTMENT

FY 2015  
May 20, 2014





CITY OF BROKEN ARROW - HUMAN RESOURCES DEPARTMENT  
 FY 2015  
 May 20, 2014

Human Resources	
Human Resources Director	1
Executive Grade	1

Human Resources	
Compensation & Benefits Manager	1
Grade 21	1
Human Resources Specialist	1
Grade 16	1
Human Resources Benefit Coordinator	1
Grade 14	1
Human Resources Employment Coord	1
Grade 14	1
Human Resources Coordinator PT	1
Grade 2	1
<b>Division Total</b>	
Full Time	4
Part Time	1

Safety/Risk Management	
Risk Manager	1
Grade 21	1
Safety Training Coordinator	1
Grade 17	1
Risk Management Technician	1
Grade 12	1
<b>Division Total</b>	3

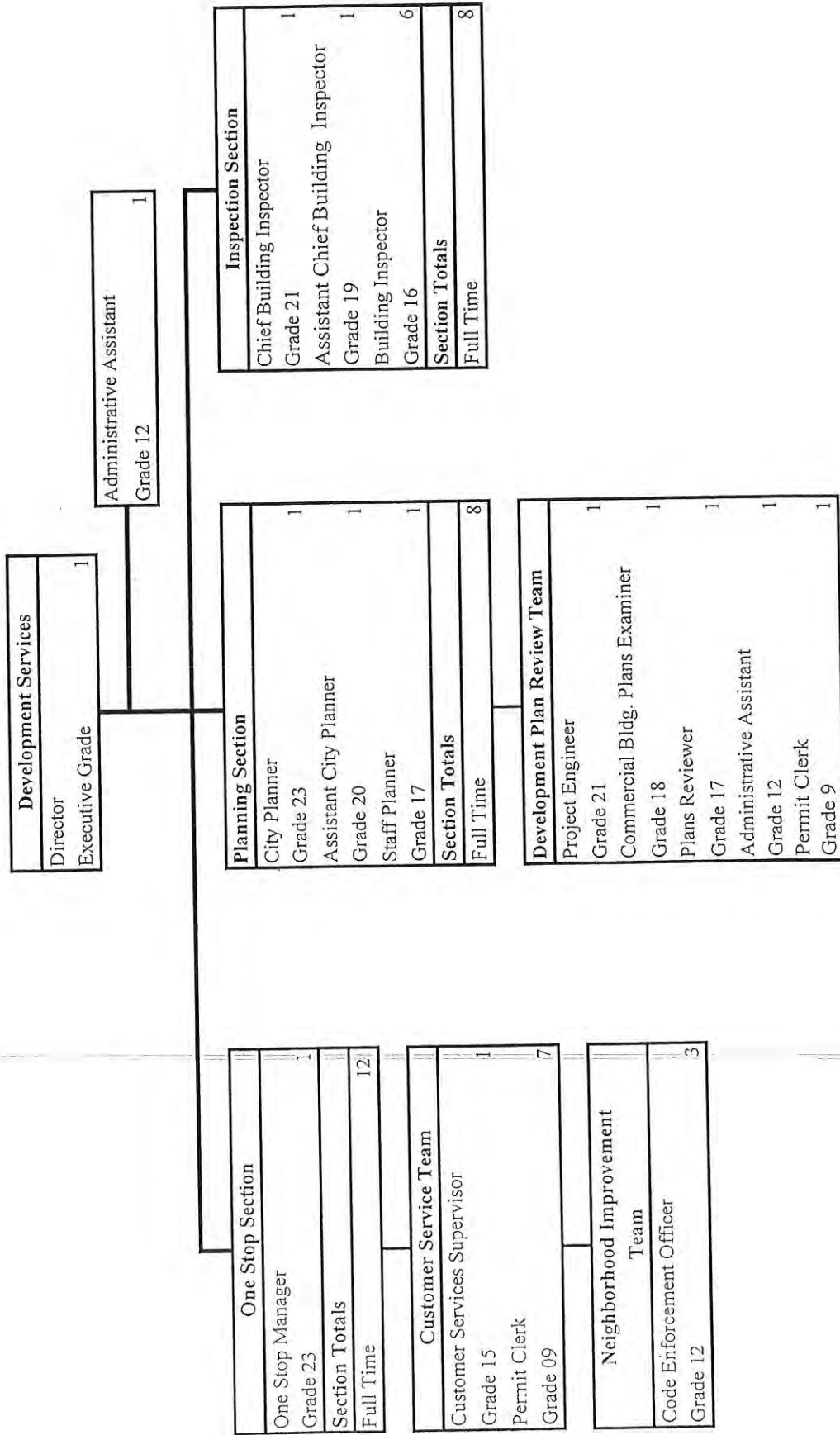
City Clerk	
City Clerk	1
Grade 19	1
Administrative Assistant	1
Grade 12	1
Deputy Court Clerk	1
Grade 12	1
Court Clerk	4
Grade 10	1
Administrative Tech PT	1
Grade 2	1
Presiding Judge PT	1
Contract	1
Municipal Judge PT	1
Contract	1
<b>Division Total</b>	
Full Time	7
Part Time	3

Information Systems	
Information Services Manager	1
Grade 23	1
Network Systems Manager	1
Grade 22	1
Communication Systems Eng	1
Grade 21	2
Network Systems Engineer	2
Grade 21	1
Systems Analyst	1
Grade 19	2
Desktop Support Tech	1
Grade 17	1
Communication Systems Tech	1
Grade 15	9
<b>Division Total</b>	

CITY OF BROKEN ARROW - DEVELOPMENT SERVICES DEPARTMENT

FY 2015

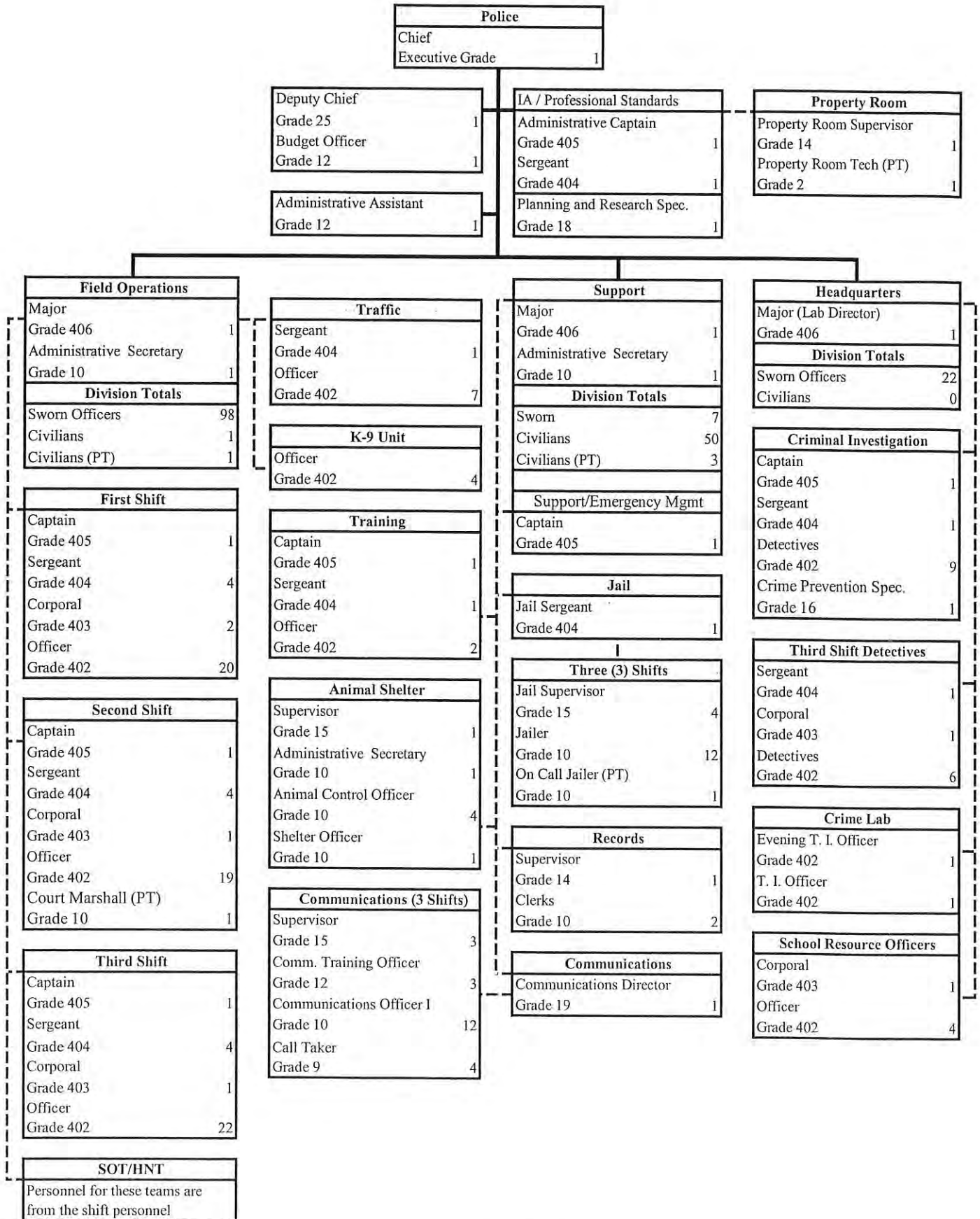
May 20, 2014



CITY OF BROKEN ARROW - POLICE DEPARTMENT

FY 2015

May 20, 2014



CITY OF BROKEN ARROW - FIRE DEPARTMENT  
 FY 2015  
 May 20, 2014

Fire	
Fire Chief	
Executive Grade	1
<b>Totals</b>	<b>1</b>

Assistant Chief	
Grade 24	1

Prevention	
Deputy Fire Chief	
Grade 309	1
<b>Division Totals</b>	
Sworn Positions	6
Full Time	3
Part Time	2

Administration	
Administrative Assistant	
Grade 12	1
Fire Equipment Technician	
Grade 14	1
Administrative Technician (Part Time)	1

Prevention	
Fire Marshal	
Grade 307	1
Fire Plan Reviewer	
Grade 305	1
Fire Investigator	
Grade 305	3
Administrative Secretary	
Grade 10	1
Fire Prevention Technician	
Part Time	1

Administration	
Deputy Fire Chief	
Grade 309	1

Shift A	
Battalion Chief	
Grade 308	1
Captain	
Grade 305	8
Lieutenant	
Grade 303	8
Fire Fighter/Paramedic	
Grade 304	17
Fire Fighter Specialist	
Grade 303	8
Fire Fighter/Intermediate	
Grade 302	2
Fire Fighter	
Grade 301	2
<b>Total Sworn</b>	<b>46</b>

Shift B	
Battalion Chief	
Grade 308	1
Captain	
Grade 305	8
Lieutenant	
Grade 303	8
Fire Fighter/Paramedic	
Grade 304	15
Fire Fighter Specialist	
Grade 303	8
Fire Fighter/Intermediate	
Grade 302	3
Fire Fighter	
Grade 301	2
<b>Total Sworn</b>	<b>45</b>

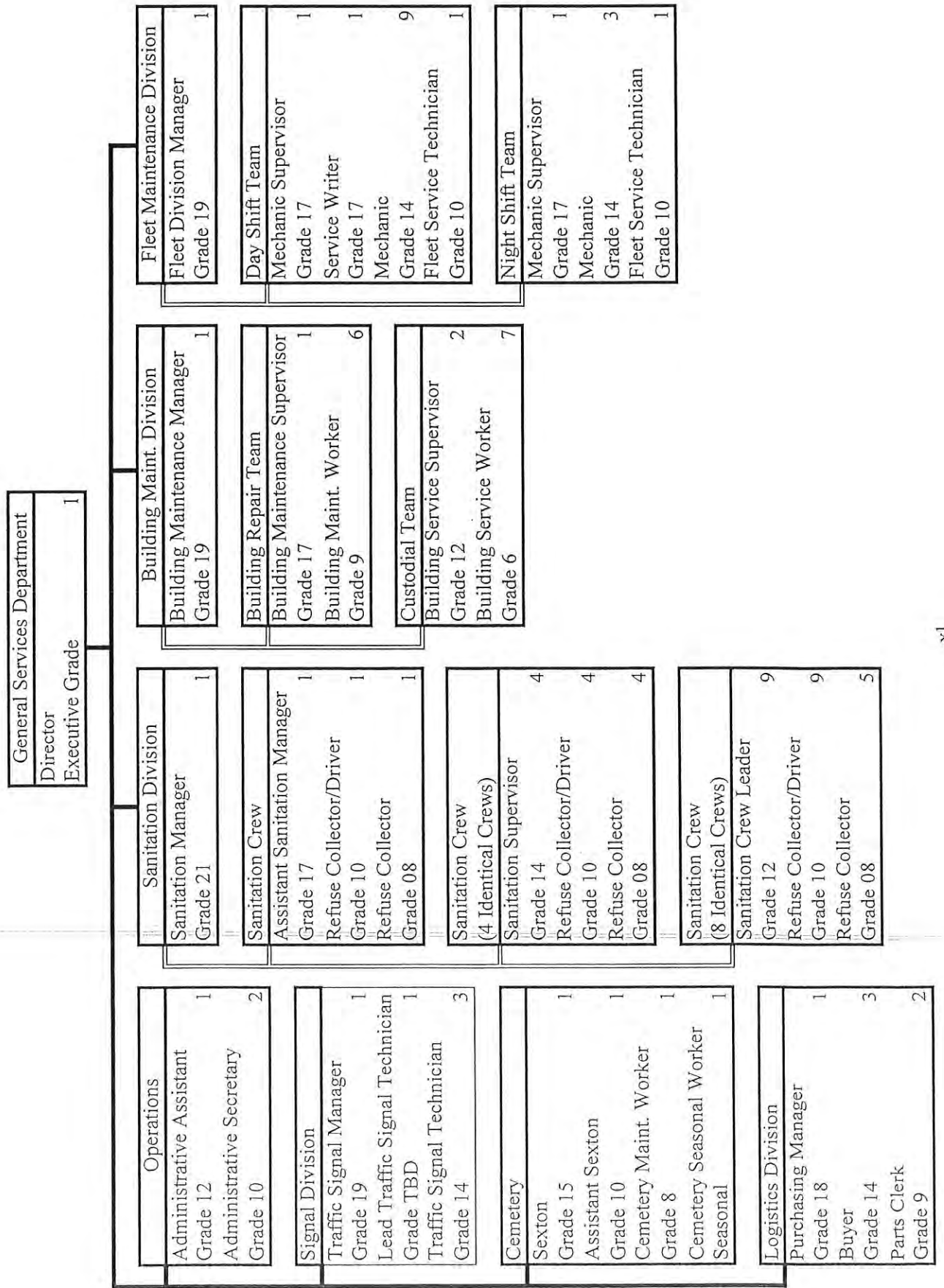
Shift C	
Battalion Chief	
Grade 308	1
Captain	
Grade 305	8
Lieutenant	
Grade 303	8
Fire Fighter/Paramedic	
Grade 304	16
Fire Fighter Specialist	
Grade 303	10
Fire Fighter/Intermediate	
Grade 302	1
Fire Fighter	
Grade 301	3
<b>Total Sworn</b>	<b>47</b>

Training	
Deputy Fire Chief	
Grade 309	1
Training Major	
Grade 307	2
Training Officer	
Grade 305	3
<b>Division Totals</b>	
Sworn Positions	6

CITY OF BROKEN ARROW - GENERAL SERVICES DEPARTMENT

FY 2015

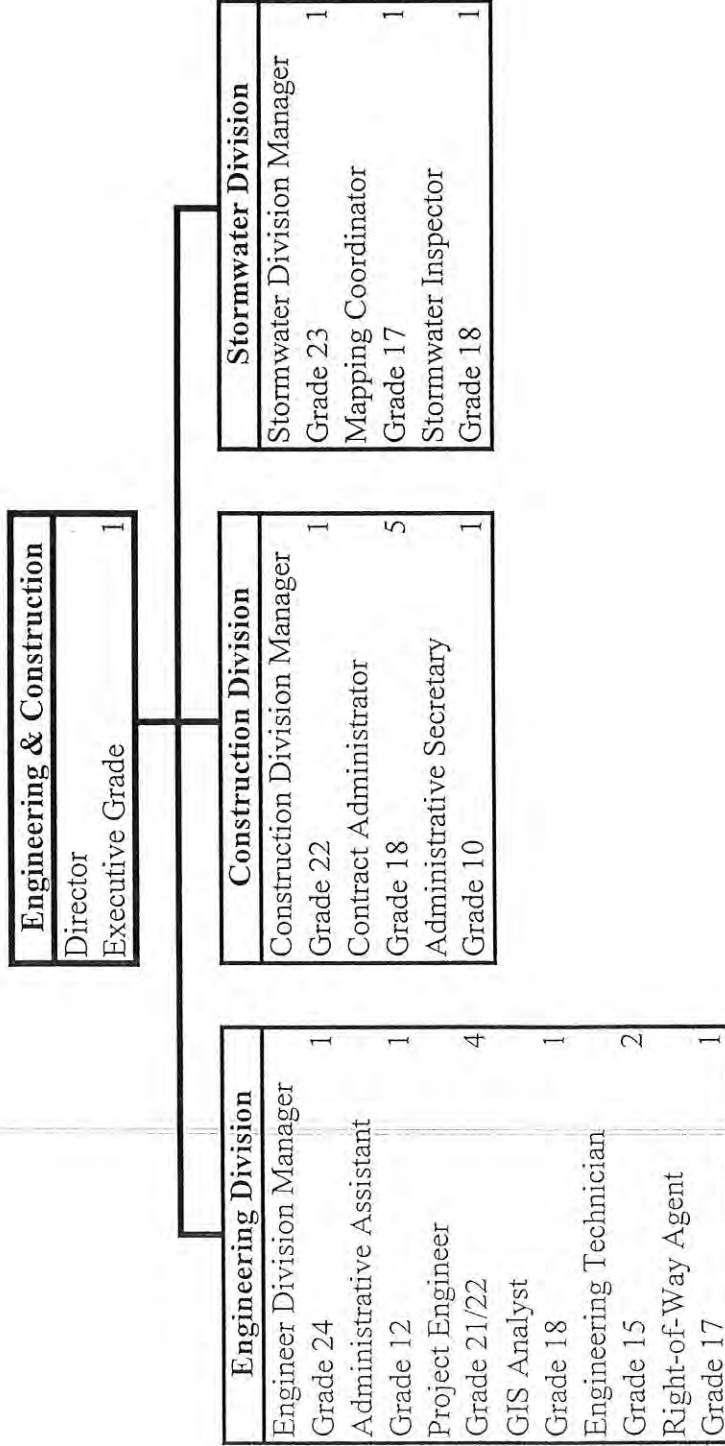
May 20, 2014



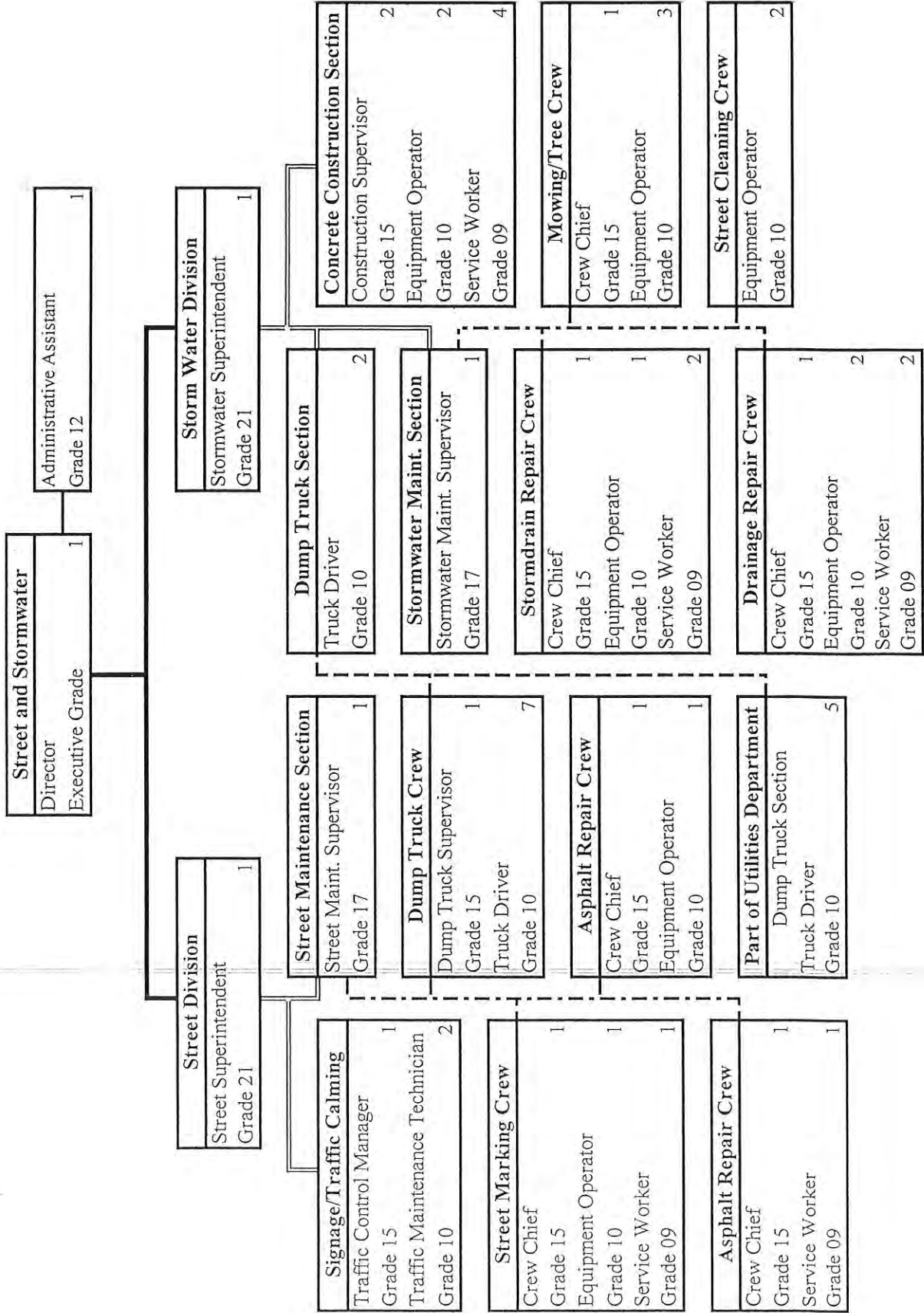
CITY OF BROKEN ARROW - ENGINEERING & CONSTRUCTION DEPARTMENT

FY2015

May 20, 2014



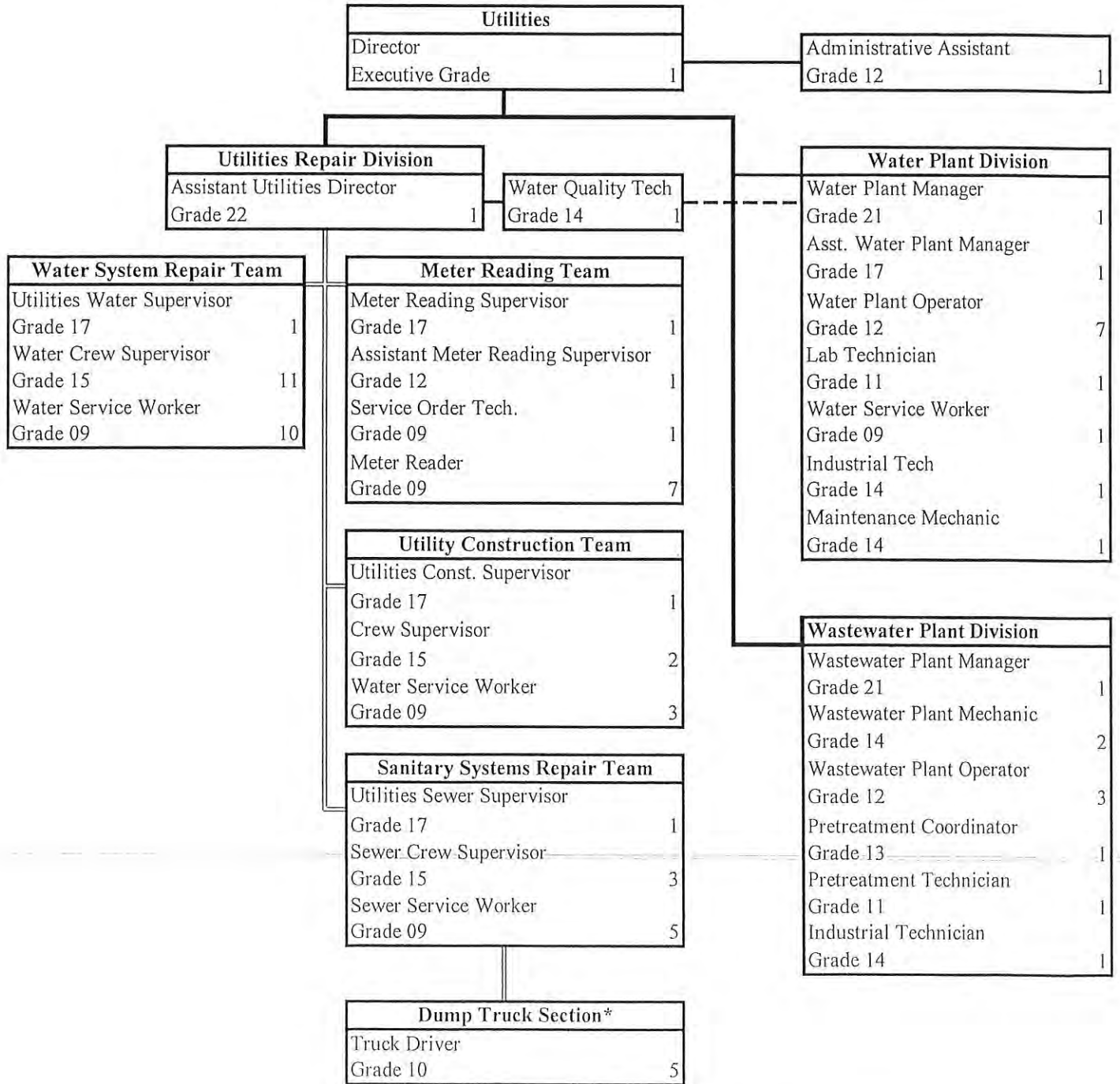
CITY OF BROKEN ARROW - STREET AND STORMWATER DEPARTMENT  
 FY 2014  
 May 20, 2014



CITY OF BROKEN ARROW - UTILITIES DEPARTMENT

FY 2015

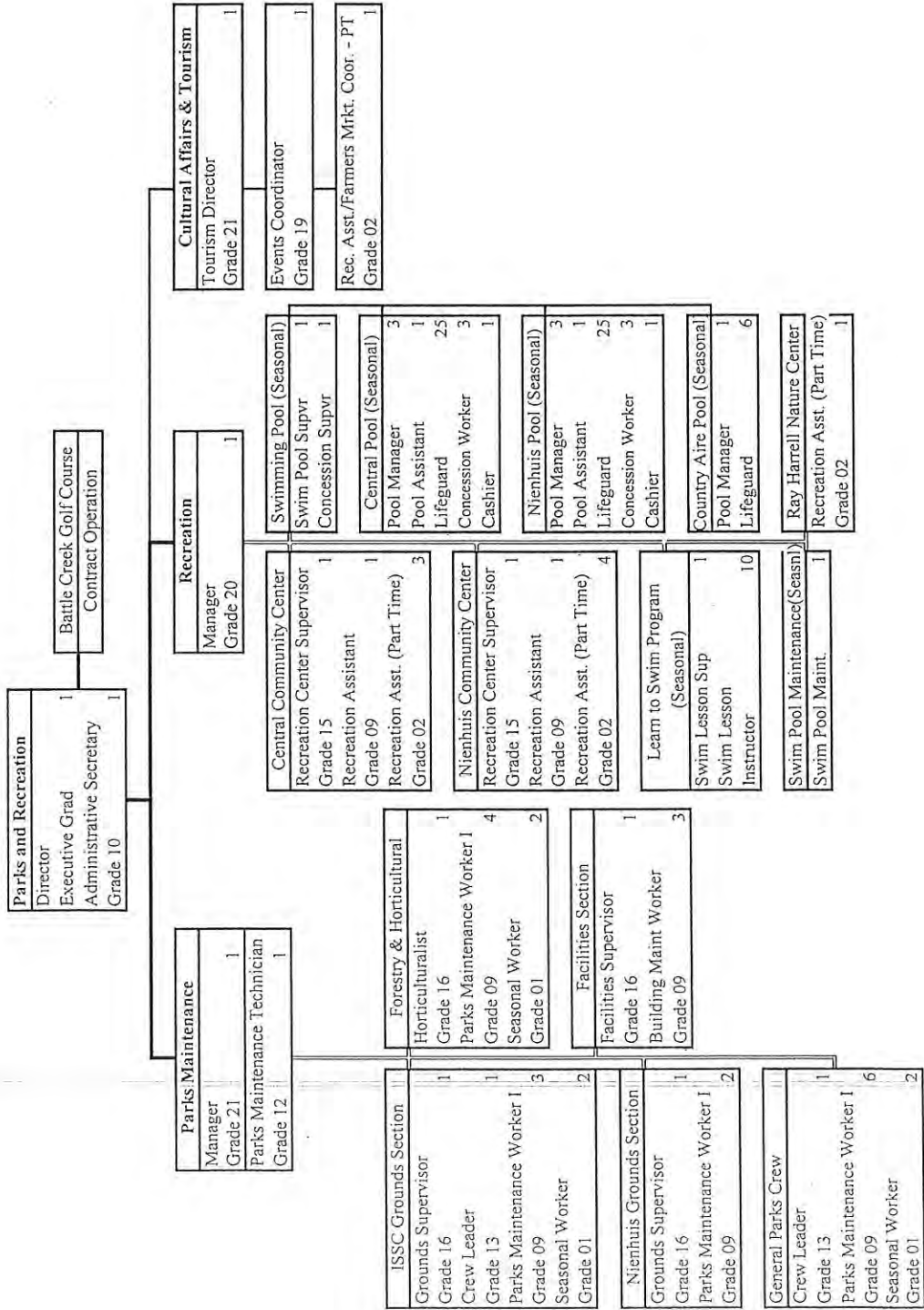
May 20, 2014



\*Under operational control of Street and Stormwater Department



**CITY OF BROKEN ARROW - PARKS AND RECREATION DEPARTMENT**  
 FY 2015  
 May 20, 2014



**CITY OF BROKEN ARROW  
BUDGET/FINANCIAL PLAN CALENDAR  
FISCAL YEARS 2015 & 2016**

**GENERAL ACTIVITIES**

<b>AUGUST 14, 2013</b>	Budget Calendar Distributed Department Directors and Division Chiefs have access to budget levels.
<b>JANUARY 2014</b>	Fiscal Year 2014 Financial Planning review to be held at Council Study Session and will include the following: <ol style="list-style-type: none"><li>1) Review the City's financial status</li><li>2) Review projected revenues including new and enhanced.</li></ol>

**REVENUES**

<b>NOVEMBER 22, 2013</b>	Departments Directors to review and propose changes to Manual of Fees and Code Book.
<b>DECEMBER 15, 2013</b>	Finance Department to project estimated revenues for Fiscal Years 2014 and initial budgeted revenues for Fiscal Year 2015 & 2016.
<b>MARCH 15, 2014</b>	Estimated and budgeted revenues finalized.

**PERSONNEL**

<b>NOVEMBER 15, 2013</b>	Personnel changes for Fiscal Years 2015 and 2016 with explanations to be submitted to the City Manager These changes can be additions, deletions or reorganizational requests. The personnel request form can be found on the "S" drive under the Budget Folder/FY 2015
<b>DECEMBER 6, 2013</b>	Human Resources to provide payroll projections with existing authorized personnel for Fiscal Year 2014 reflecting: <ol style="list-style-type: none"><li>1) No general pay increase or cost in insurance.</li><li>2) One percent (1%) increase in general pay and insurance.</li></ol>
<b>JANUARY 10, 2014</b>	City Manager to review personnel requests with Department Directors and determine preliminary changes to be included in the proposed Fiscal Year 2015 Budget and Fiscal Year 2016 Financial Plan.
<b>JANUARY 31, 2014</b>	Human Resources to provide payroll projections with preliminary personnel changes for proposed Fiscal Year 2015 Budget.
<b>FEBRUARY 21, 2014</b>	Human Resources to provide payroll projections with preliminary personnel changes for proposed Fiscal Year 2016 Financial Plan.

**CITY OF BROKEN ARROW  
BUDGET/FINANCIAL PLAN CALENDAR  
FISCAL YEARS 2015 & 2016**

**PERSONNEL (Continued)**

**APRIL 18, 2014** Department Directors will update organizational charts to reflect approved changes. Organizational charts for each Department can be found on the "S" drive under the Budget Folder/FY 2015.

**EXPENDITURES**

**GENERAL FUND AND BAMA  
ESTIMATED/ACTUAL BUDGET (LEVEL 10)**

**FEBRUARY 21, 2014** Preparation of Estimated Actual Expenditures for Fiscal Year 2014 for all accounts should represent the total amount expected to be spent for Fiscal Year 2014.

Entries should be entered in Budget Level 10

See attached for an example of calculating estimated/actual amount for recurring payroll accounts (regular salaries, social security, etc.).

**GENERAL FUND AND BAMA  
FISCAL YEAR 2015 BUDGET (LEVEL 20) 2016 FINANCIAL PLAN (LEVEL 30)  
OPERATIONAL ACCOUNTS ONLY; SEE SEPARATE SCHEDULE FOR CAPITAL OUTLAY**

**FEBRUARY 21, 2014** Preparation of Fiscal Year 2015 Budget and Financial Plan 2016 as follows:

- 1) **Payroll accounts for variable pay and overtime only.**  
Human Resources will calculate all other payroll accounts.
- 2) General Fund - Nonpersonnel operating accounts.
- 3) BAMA - Nonpersonnel operating accounts and capital outlay.
- 4) All numbers should be entered in multiples of \$100.

Based on the current financial status and overall economic uncertainty, all Departments should attempt to maintain their nonpersonnel budgets at the Fiscal Year 2014 level. Major Increases in budgeted accounts must be fully explained and justified in the miscellaneous information.

Major increases are defined as exceeding 5% or \$25,000 of the total Departmental Fiscal Year 2014 nonpersonnel budgeted expenses at the Account Level.

**CITY OF BROKEN ARROW  
BUDGET/FINANCIAL PLAN CALENDAR  
FISCAL YEARS 2015 & 2016**

**MISCELLANEOUS FUNDS (EXHIBIT D)**

<b>FEBRUARY 21, 2014</b>	<b>Finance Department will prepare for all Miscellaneous Funds except:</b> 1) Convention & Visitors Bureau (027) - Lori Hill 2) Police Enhancement (031) - Police 3) Crime Prevention (037) - Police 4) Alcohol Enforcement (041) - Police
<b>MARCH 7, 2014</b>	Finance completes initial review and prepares budget summary
<b>MARCH 10 - APRIL 4, 2014</b>	Departmental budget reviews with City Manager and Finance.
<b>APRIL 25, 2014</b>	Final draft of Proposed Budget and Capital Plan published and distributed to City Council, Department Directors and Union representatives. Proposed budget to be presented to City Council at regular City Council meeting by City Manager.
<b>MAY 6, 2014</b>	Proposed Fiscal Year 2015 Budget, Fiscal Year 2016 Financial Plan and Five Year Capital Plan to be presented to the City Council at the regular City Council meeting by City Manager.
<b>NO LATER THAN MAY 26, 2014</b>	Publish Proposed Budget Summary and Notice of Public Hearing
<b>JUNE 2, 2014</b>	Public Hearing on proposed budget.
<b>JUNE 16, 2014</b>	Adoption of Fiscal Year 2015 Budget; Approval of 2016 Financial Plan and Five Year Capital Plan.
<b>JUNE 24, 2014</b>	Deadline for publishing and filing Fiscal Year 2015 Budget with the State Auditor and City Clerk
<b>JULY 1, 2014</b>	Fiscal Year 2015 Begins.

RESOLUTION NO. 837

**A RESOLUTION OF THE BROKEN ARROW CITY COUNCIL, ADOPTING THE FY 2014-2015 ANNUAL BUDGET FOR THE CITY IN ACCORDANCE WITH THE PROVISIONS OF THE MUNICIPAL BUDGET ACT**

**WHEREAS**, the provisions of the Municipal Budget Act (11 O.S. §17-201, et seq.) (“Act”) have been adopted by resolution by the City; and,

**WHEREAS**, the Public Hearing process set forth in the Act has been completed; and,

**WHEREAS**, the Act requires the annual budget to be adopted by the governing body of the City by resolution no later than seven (7) days prior to the beginning of the fiscal year;

**NOW, THEREFORE, BE IT RESOLVED BY THE CITY COUNCIL OF THE CITY OF BROKEN ARROW, OKLAHOMA, THAT:**

1. The accompanying budget document sets forth the estimated revenue and appropriations for each fund of the City and is hereby formally adopted by the Broken Arrow City Council.

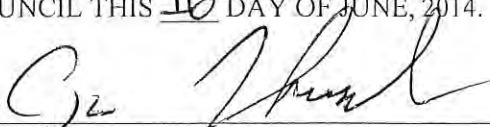
2. The accompanying budget document complies with the requirements of the Act by including:

- A complete financial plan for the City, showing revenues and expenditures, past and anticipated
- Budget Message
- Budget Summary - All Funds
- Fund Budget Summaries showing estimates of revenues and expenditures
- Departmental Appropriations by Account Category

3. In accordance with the Act, the City Council has determined that expenditures and encumbrances may not be authorized that exceed the available appropriation of any department of any fund.

4. Only the City Council may authorize budget amendments involving any supplement, decrease, or inter-departmental transfer of appropriations. The City Manager may authorize budget amendments involving intra-departmental transfers of appropriations.

ADOPTED BY THE BROKEN ARROW CITY COUNCIL THIS 16<sup>th</sup> DAY OF JUNE, 2014.


  
MAYOR

ATTEST:

  
(seal) City Clerk



APPROVED AS TO FORM:

  
City Attorney

**CITY OF BROKEN ARROW**

**GENERAL FUND**

**FY2015 BUDGET**

**FY2016 FINANCIAL PLAN**

**CITY OF BROKEN ARROW**

**GENERAL FUND**



**GENERAL FUND REVENUE SUMMARY**  
**FISCAL YEARS 2015 BUDGET & 2016 FINANCIAL PLAN**

DESCRIPTION	ACTUAL REVENUES 2013	BUDGETED REVENUES 2014	ESTIMATED REVENUES 2014	BUDGETED REVENUES 2015	FINANCIAL PLAN 2016
<b>Beginning Fund Balance:</b>					
Reserved Fund Balances					
Emergency Reserve Fund Balance	4,080,579	3,639,293	3,639,293	2,915,343	1,647,818
Reserved for Compensated Absences	2,109,738	2,299,318	2,299,318	2,299,318	2,299,318
Reserved for Debt Service	1,230,000	1,453,700	1,453,700	1,529,050	1,582,575
<b>Total Reserved Fund Balances</b>	<b>7,420,317</b>	<b>7,392,311</b>	<b>7,392,311</b>	<b>6,743,711</b>	<b>5,529,711</b>
Unreserved Fund Balance	0	0	0	0	0
<b>Total Fund Balance</b>	<b>7,420,317</b>	<b>7,392,311</b>	<b>7,392,311</b>	<b>6,743,711</b>	<b>5,529,711</b>
<b>Taxes</b>					
<b>Sales Tax:</b>					
City	17,426,024	18,762,800	18,327,100	18,969,000	19,633,000
Utility	11,629,556	12,550,600	12,232,400	12,660,600	13,103,800
<b>Total Sales Tax</b>	<b>29,055,580</b>	<b>31,313,400</b>	<b>30,559,500</b>	<b>31,629,600</b>	<b>32,736,800</b>
Use Tax	1,933,558	2,083,900	2,013,900	2,084,500	2,157,500
Tobacco Tax	448,310	476,900	446,500	462,300	483,200
Franchise Tax:	2,819,854	3,598,600	3,676,000	3,676,000	3,676,000
<b>Total Taxes</b>	<b>34,257,302</b>	<b>37,472,800</b>	<b>36,695,900</b>	<b>37,852,400</b>	<b>39,053,500</b>
<b>Other Revenues</b>					
Licenses & Permits	941,599	990,100	976,900	1,206,900	1,206,900
Intergovernmental :	426,364	394,100	418,900	500,900	500,900
Charges for Services	7,132,459	7,229,500	6,930,900	7,647,200	7,976,800
Fines, Forfeitures and Assessments	1,551,551	1,498,500	1,840,500	1,840,500	1,840,500
Interest	19,161	19,700	18,000	18,000	18,000
Miscellaneous	1,271,482	1,287,700	1,192,600	1,192,600	1,192,600
<b>Total Other Revenues</b>	<b>11,342,616</b>	<b>11,419,600</b>	<b>11,377,800</b>	<b>12,406,100</b>	<b>12,735,700</b>
<b>Total Current Revenues</b>	<b>45,599,918</b>	<b>48,892,400</b>	<b>48,073,700</b>	<b>50,258,500</b>	<b>51,789,200</b>
<b>Other Financing Sources:</b>					
Transfers In	12,890,819	14,345,600	14,027,400	14,810,600	15,253,800
<b>Total Revenues</b>	<b>58,490,737</b>	<b>63,238,000</b>	<b>62,101,100</b>	<b>65,069,100</b>	<b>67,043,000</b>
<b>Current Expenditures</b>					
Personal Services	37,637,842	41,290,100	39,964,300	42,115,800	42,995,700
Other Services & Charges	4,564,885	5,744,000	5,427,700	6,105,100	6,300,400
Materials & Supplies	2,583,679	2,924,200	2,940,300	3,201,600	3,339,500
<b>Total Current Expenditures</b>	<b>44,786,406</b>	<b>49,958,300</b>	<b>48,332,300</b>	<b>51,422,500</b>	<b>52,635,600</b>
<b>Other Financing Sources (Uses):</b>					
Transfers Out	11,979,556	13,236,600	12,592,400	13,010,600	13,453,800
Debt Service	1,752,781	1,965,000	1,825,000	1,850,000	1,850,000
<b>Total Other Financing Sources (Uses):</b>	<b>13,732,337</b>	<b>15,201,600</b>	<b>14,417,400</b>	<b>14,860,600</b>	<b>15,303,800</b>
<b>Total Budget</b>	<b>58,518,743</b>	<b>65,159,900</b>	<b>62,749,700</b>	<b>66,283,100</b>	<b>67,939,400</b>
<b>Net Income</b>	<b>(28,006)</b>	<b>(1,921,900)</b>	<b>(648,600)</b>	<b>(1,214,000)</b>	<b>(896,400)</b>
<b>Ending Fund Balance:</b>					
Reserved Fund Balances					
Emergency Reserve Fund Balance	3,639,293	1,602,268	2,915,343	1,647,818	696,018
Reserved for Compensated Absences	2,299,318	2,299,318	2,299,318	2,299,318	2,299,318
Reserved for Debt Service	1,453,700	1,568,825	1,529,050	1,582,575	1,637,975
<b>Total Reserved Fund Balances</b>	<b>7,392,311</b>	<b>5,470,411</b>	<b>6,743,711</b>	<b>5,529,711</b>	<b>4,633,311</b>
Unreserved Fund Balance	0	0	0	0	0
<b>Total Fund Balance</b>	<b>7,392,311</b>	<b>5,470,411</b>	<b>6,743,711</b>	<b>5,529,711</b>	<b>4,633,311</b>



**GENERAL FUND  
REVENUE DETAIL  
FISCAL YEARS 2015 BUDGET & 2016 FINANCIAL PLAN**

DESCRIPTION	ACTUAL REVENUES 2013	BUDGETED REVENUES 2014	ESTIMATED REVENUES 2014	BUDGETED REVENUES 2015	FINANCIAL PLAN 2016
<b>Franchise Tax:</b>					
Electric	1,352,352	1,374,700	1,472,500	1,472,500	1,472,500
Gas	556,758	777,000	860,900	860,900	860,900
Cable Television	818,792	1,357,100	1,252,900	1,252,900	1,252,900
Telephone	91,952	89,800	89,700	89,700	89,700
<b>Total Franchise Tax</b>	<b>2,819,854</b>	<b>3,598,600</b>	<b>3,676,000</b>	<b>3,676,000</b>	<b>3,676,000</b>
<b>Licenses &amp; Permits:</b>					
Occupational Licenses	190,421	183,900	163,100	163,100	163,100
Peddlers Licenses	455	100	600	600	600
Food Licenses	39,056	38,200	38,000	38,000	38,000
Other Fees	120,843	124,700	122,200	122,200	122,200
Building Permits	590,824	643,200	653,000	883,000	883,000
OUBCC Permit Fee	0	0	0	0	0
<b>Total Licenses &amp; Permits</b>	<b>941,599</b>	<b>990,100</b>	<b>976,900</b>	<b>1,206,900</b>	<b>1,206,900</b>
<b>Intergovernmental :</b>					
Intergovernmental	256,635	227,800	242,500	324,500	324,500
Alcoholic Beverage Tax	169,729	166,300	176,400	176,400	176,400
<b>Total Intergovernmental</b>	<b>426,364</b>	<b>394,100</b>	<b>418,900</b>	<b>500,900</b>	<b>500,900</b>
<b>Fines, Forfeitures and Assessments:</b>					
Court Fines/Returned Check Fees	1,545,327	1,496,100	1,700,400	1,700,400	1,700,400
Assessment Districts	6,224	2,400	140,100	140,100	140,100
<b>Total Fines, Forfeitures and Assessments</b>	<b>1,551,551</b>	<b>1,498,500</b>	<b>1,840,500</b>	<b>1,840,500</b>	<b>1,840,500</b>
<b>Charges for Services:</b>					
Planning and Zoning	13,333	14,600	22,400	22,400	22,400
Sale Of Material	101,460	30,800	37,700	37,700	37,700
BAMA PILOT	2,763,719	2,863,700	2,846,300	3,062,600	3,392,200
BAMA Overhead Charge	805,004	969,700	909,000	909,000	909,000
Rural Fire Runs	2,996	3,300	3,600	3,600	3,600
Inspection Fees	557,032	519,600	522,800	522,800	522,800
Ambulance Revenue	2,116,979	2,042,100	1,850,300	2,350,300	2,350,300
Special Events	2,323	0	600	600	600
Cemetery Fee	121,527	115,300	148,100	148,100	148,100
Animal Control Fees	38,383	36,000	45,000	45,000	45,000
Nuisance Abatement	51,339	100,500	102,400	102,400	102,400
Parks and Recreation	204,350	167,700	168,300	168,300	168,300
Swimming Pools	232,386	252,100	182,700	182,700	182,700
Swimming Lessons	12,920	0	3,400	3,400	3,400
Administrative Fees	12,639	14,700	14,000	14,000	14,000
Juvenile Court	94,591	99,400	74,300	74,300	74,300
CLEET	1,478	0	0	0	0
<b>Total Charges for Services</b>	<b>7,132,459</b>	<b>7,229,500</b>	<b>6,930,900</b>	<b>7,647,200</b>	<b>7,976,800</b>

**GENERAL FUND  
REVENUE DETAIL  
FISCAL YEARS 2015 BUDGET & 2016 FINANCIAL PLAN**

DESCRIPTION	ACTUAL REVENUES 2013	BUDGETED REVENUES 2014	ESTIMATED REVENUES 2014	BUDGETED REVENUES 2015	FINANCIAL PLAN 2016
<b>Miscellaneous:</b>					
Rental Property	1,119,829	1,100,300	1,085,200	1,085,200	1,085,200
Donations	15,250	11,200	13,200	13,200	13,200
Miscellaneous	58,228	110,100	49,000	49,000	49,000
Insurance Proceeds	78,175	66,100	45,200	45,200	45,200
<b>Total Miscellaneous</b>	<b>1,271,482</b>	<b>1,287,700</b>	<b>1,192,600</b>	<b>1,192,600</b>	<b>1,192,600</b>
<b>Transfers In:</b>					
BAMA	11,629,556	12,550,600	12,232,400	12,660,600	13,103,800
Conference & Visitors Board	100,500	270,000	270,000	545,000	545,000
Street and Alley	700,000	720,000	720,000	720,000	720,000
E-911	400,000	630,000	630,000	710,000	710,000
Sinking Fund	60,763	175,000	175,000	175,000	175,000
<b>Total Transfers In</b>	<b>12,890,819</b>	<b>14,345,600</b>	<b>14,027,400</b>	<b>14,810,600</b>	<b>15,253,800</b>

**GENERAL FUND  
ACTUAL EXPENDITURES  
FISCAL YEAR 2013**

DEPARTMENT/DIVISION	PERSONAL SERVICES	OTHER SERVICES & CHARGES	MATERIALS AND SUPPLIES	DEBT SERVICE	TOTAL
CITY MANAGER	614,093	52,635	8,105	0	674,833
FINANCE - ACCOUNTING	630,972	51,857	5,656	0	688,485
CITY ATTORNEY	631,921	65,291	35,915	0	733,127
<b>HUMAN RESOURCES:</b>					
HUMAN RESOURCES	413,960	171,327	5,483	0	590,770
INFORMATION SERVICES	810,393	236,194	24,784	0	1,071,371
CITY/COURT CLERK	535,118	43,756	6,184	0	585,058
RISK MANAGEMENT	219,203	24,961	20,432	0	264,596
<b>TOTAL HUMAN RESOURCES</b>	<b>1,978,674</b>	<b>476,238</b>	<b>56,883</b>	<b>0</b>	<b>2,511,795</b>
<b>DEVELOPMENT SERVICES:</b>					
ONE STOP CENTER	1,046,991	110,160	18,824	0	1,175,975
PLANNING	432,460	13,257	944	0	446,661
INSPECTIONS	533,303	13,194	25,580	0	572,077
<b>TOTAL DEVELOPMENT SERVICES</b>	<b>2,012,754</b>	<b>136,611</b>	<b>45,348</b>	<b>0</b>	<b>2,194,713</b>
<b>GENERAL GOVERNMENT</b>	<b>1,114</b>	<b>1,653,568</b>	<b>36,767</b>	<b>1,752,781</b>	<b>3,444,230</b>
<b>POLICE DEPARTMENT:</b>					
POLICE	12,227,769	700,155	724,684	0	13,652,608
COMMUNICATIONS	1,356,870	142,098	8,757	0	1,507,725
JAIL OPERATIONS	761,212	18,713	44,891	0	824,816
ANIMAL CONTROL	360,180	19,607	31,073	0	410,860
RECORDS	130,511	4,494	3,167	0	138,172
<b>TOTAL POLICE</b>	<b>14,836,542</b>	<b>885,067</b>	<b>812,572</b>	<b>0</b>	<b>16,534,181</b>
<b>FIRE DEPARTMENT:</b>					
FIRE	11,976,046	370,056	389,605	0	12,735,707
EMS	252,012	267,526	194,150	0	713,688
TRAINING	222,887	4,747	17,967	0	245,601
FIRE PREVENTION	630,940	5,115	22,645	0	658,700
<b>TOTAL FIRE</b>	<b>13,081,885</b>	<b>647,444</b>	<b>624,367</b>	<b>0</b>	<b>14,353,696</b>
<b>GENERAL SERVICES:</b>					
CEMETERY	137,583	7,737	12,237	0	157,557
ELECTRICAL	388,864	10,927	55,283	0	455,074
<b>TOTAL GENERAL SERVICES</b>	<b>526,447</b>	<b>18,664</b>	<b>67,520</b>	<b>0</b>	<b>612,631</b>
<b>STREET/STORMWATER</b>	<b>1,167,863</b>	<b>145,209</b>	<b>538,067</b>	<b>0</b>	<b>1,851,139</b>
<b>PARKS:</b>					
PARKS	1,280,156	181,668	216,846	0	1,678,670
MAIN PLACE	0	30,916	2,203	0	33,119
RECREATION	616,007	165,668	105,816	0	887,491
FORESTRY/HORTICULTURE	174,545	9,401	25,533	0	209,479
HISTORICAL MUSEUM	0	34,680	658	0	35,338
SPECIAL EVENTS	84,869	9,968	1,423	0	96,260
<b>TOTAL PARKS</b>	<b>2,155,577</b>	<b>432,301</b>	<b>352,479</b>	<b>0</b>	<b>2,940,357</b>
<b>TOTAL DEPARTMENTAL</b>	<b>37,637,842</b>	<b>4,564,885</b>	<b>2,583,679</b>	<b>1,752,781</b>	<b>46,539,187</b>
<b>TRANSFERS OUT</b>					
TRANSFERS OUT					
BAMA					11,629,556
SALES TAX CAPITAL IMPROVEMENT					0
BAEDA					350,000
<b>TRANSFERS OUT</b>					<b>11,979,556</b>
<b>TOTAL EXPENDITURES/USES</b>	<b>37,637,842</b>	<b>4,564,885</b>	<b>2,583,679</b>	<b>1,752,781</b>	<b>58,518,743</b>

**GENERAL FUND  
BUDGETED EXPENDITURES  
FISCAL YEAR 2014**

DEPARTMENT/DIVISION	PERSONAL SERVICES	OTHER SERVICES & CHARGES	MATERIALS AND SUPPLIES	DEBT SERVICE	TOTAL
CITY MANAGER	787,100	50,000	11,300	0	848,400
FINANCE - ACCOUNTING	688,500	61,700	11,300	0	761,500
CITY ATTORNEY	656,400	61,600	38,500	0	756,500
<b>HUMAN RESOURCES:</b>					
HUMAN RESOURCES	451,600	196,100	3,500	0	651,200
INFORMATION SERVICES	823,800	289,900	26,700	0	1,140,400
CITY/COURT CLERK	550,000	59,700	6,500	0	616,200
RISK MANAGEMENT	242,100	20,800	3,900	0	266,800
<b>TOTAL HUMAN RESOURCES</b>	<b>2,067,500</b>	<b>566,500</b>	<b>40,600</b>	<b>0</b>	<b>2,674,600</b>
<b>DEVELOPMENT SERVICES:</b>					
ONE STOP CENTER	1,082,600	147,500	18,600	0	1,248,700
PLANNING	525,300	10,900	1,900	0	538,100
INSPECTIONS	565,400	15,700	24,300	0	605,400
<b>TOTAL DEVELOPMENT SERVICES</b>	<b>2,173,300</b>	<b>174,100</b>	<b>44,800</b>	<b>0</b>	<b>2,392,200</b>
<b>GENERAL GOVERNMENT</b>	<b>10,000</b>	<b>1,920,600</b>	<b>61,000</b>	<b>1,965,000</b>	<b>3,956,600</b>
<b>POLICE DEPARTMENT:</b>					
POLICE	13,335,200	1,125,800	752,000	0	15,213,000
COMMUNICATIONS	1,482,300	214,200	29,800	0	1,726,300
JAIL OPERATIONS	881,500	24,100	50,400	0	956,000
ANIMAL CONTROL	373,200	53,000	41,500	0	467,700
RECORDS	139,100	9,100	2,900	0	151,100
<b>TOTAL POLICE</b>	<b>16,211,300</b>	<b>1,426,200</b>	<b>876,600</b>	<b>0</b>	<b>18,514,100</b>
<b>FIRE DEPARTMENT:</b>					
FIRE	12,838,400	462,300	410,400	0	13,711,100
EMS	314,900	210,800	188,800	0	714,500
TRAINING	347,500	17,800	20,400	0	385,700
FIRE PREVENTION	736,200	11,000	40,400	0	787,600
<b>TOTAL FIRE</b>	<b>14,237,000</b>	<b>701,900</b>	<b>660,000</b>	<b>0</b>	<b>15,598,900</b>
<b>GENERAL SERVICES:</b>					
CEMETERY	149,600	10,200	21,000	0	180,800
ELECTRICAL	376,000	34,100	64,300	0	474,400
<b>TOTAL GENERAL SERVICES</b>	<b>525,600</b>	<b>44,300</b>	<b>85,300</b>	<b>0</b>	<b>655,200</b>
<b>STREET/STORMWATER - STREET</b>	<b>1,395,200</b>	<b>190,900</b>	<b>665,200</b>	<b>0</b>	<b>2,251,300</b>
<b>PARKS:</b>					
PARKS	1,397,400	236,900	263,100	0	1,897,400
MAIN PLACE	0	49,000	3,700	0	52,700
RECREATION	698,100	183,100	116,100	0	997,300
FORESTRY/HORTICULTURE	236,100	26,900	39,700	0	302,700
HISTORICAL MUSEUM	0	30,800	2,000	0	32,800
SPECIAL EVENTS	206,600	19,500	5,000	0	231,100
<b>TOTAL PARKS</b>	<b>2,538,200</b>	<b>546,200</b>	<b>429,600</b>	<b>0</b>	<b>3,514,000</b>
<b>TOTAL DEPARTMENTAL</b>	<b>41,290,100</b>	<b>5,744,000</b>	<b>2,924,200</b>	<b>1,965,000</b>	<b>51,923,300</b>
<b>TRANSFERS OUT</b>					
TRANSFERS OUT					
BAMA					12,550,600
SALES TAX CAPITAL IMPROVEMENT					10,000
BAEDA					676,000
<b>TRANSFERS OUT</b>					<b>13,236,600</b>
<b>TOTAL EXPENDITURES/USES</b>	<b>41,290,100</b>	<b>5,744,000</b>	<b>2,924,200</b>	<b>1,965,000</b>	<b>65,159,900</b>

**GENERAL FUND  
ESTIMATED ACTUAL  
FISCAL YEAR 2014**

DEPARTMENT/DIVISION	PERSONAL SERVICES	OTHER SERVICES & CHARGES	MATERIALS AND SUPPLIES	DEBT SERVICE	TOTAL
CITY MANAGER	601,200	94,600	9,400	0	705,200
FINANCE - ACCOUNTING	659,500	58,500	10,800	0	728,800
CITY ATTORNEY	656,500	43,100	38,500	0	738,100
<b>HUMAN RESOURCES:</b>					
HUMAN RESOURCES	445,900	167,900	5,000	0	618,800
INFORMATION SERVICES	835,100	270,500	26,200	0	1,131,800
CITY/COURT CLERK	508,400	48,000	6,500	0	562,900
RISK MANAGEMENT	155,200	19,300	2,800	0	177,300
<b>TOTAL HUMAN RESOURCES</b>	<b>1,944,600</b>	<b>505,700</b>	<b>40,500</b>	<b>0</b>	<b>2,490,800</b>
<b>DEVELOPMENT SERVICES:</b>					
ONE STOP CENTER	1,068,100	119,800	25,400	0	1,213,300
PLANNING	521,200	9,100	1,700	0	532,000
INSPECTIONS	572,700	13,700	25,300	0	611,700
<b>TOTAL DEVELOPMENT SERVICES</b>	<b>2,162,000</b>	<b>142,600</b>	<b>52,400</b>	<b>0</b>	<b>2,357,000</b>
<b>GENERAL GOVERNMENT</b>	<b>8,700</b>	<b>1,903,100</b>	<b>30,600</b>	<b>1,825,000</b>	<b>3,767,400</b>
<b>POLICE DEPARTMENT:</b>					
POLICE	12,894,600	930,200	775,900	0	14,600,700
COMMUNICATIONS	1,424,000	196,900	27,100	0	1,648,000
JAIL OPERATIONS	813,700	29,400	50,100	0	893,200
ANIMAL CONTROL	360,500	50,600	45,800	0	456,900
RECORDS	140,400	9,500	3,200	0	153,100
<b>TOTAL POLICE</b>	<b>15,633,200</b>	<b>1,216,600</b>	<b>902,100</b>	<b>0</b>	<b>17,751,900</b>
<b>FIRE DEPARTMENT:</b>					
FIRE	12,705,500	503,100	403,400	0	13,612,000
EMS	351,500	210,800	216,300	0	778,600
TRAINING	313,000	7,800	19,100	0	339,900
FIRE PREVENTION	657,600	11,000	42,400	0	711,000
<b>TOTAL FIRE</b>	<b>14,027,600</b>	<b>732,700</b>	<b>681,200</b>	<b>0</b>	<b>15,441,500</b>
<b>GENERAL SERVICES:</b>					
CEMETERY	145,200	8,500	18,500	0	172,200
ELECTRICAL	382,900	31,800	62,700	0	477,400
<b>TOTAL GENERAL SERVICES</b>	<b>528,100</b>	<b>40,300</b>	<b>81,200</b>	<b>0</b>	<b>649,600</b>
<b>STREET/STORMWATER - STREET</b>	<b>1,373,200</b>	<b>167,400</b>	<b>678,000</b>	<b>0</b>	<b>2,218,600</b>
<b>PARKS:</b>					
PARKS	1,314,800	221,700	261,600	0	1,798,100
MAIN PLACE	0	45,000	5,100	0	50,100
RECREATION	652,200	174,300	104,000	0	930,500
FORESTRY/HORTICULTURE	192,900	26,100	37,200	0	256,200
HISTORICAL MUSEUM	0	33,700	3,700	0	37,400
SPECIAL EVENTS	209,800	22,300	4,000	0	236,100
<b>TOTAL PARKS</b>	<b>2,369,700</b>	<b>523,100</b>	<b>415,600</b>	<b>0</b>	<b>3,308,400</b>
<b>TOTAL DEPARTMENTAL</b>	<b>39,964,300</b>	<b>5,427,700</b>	<b>2,940,300</b>	<b>1,825,000</b>	<b>50,157,300</b>
<b>TRANSFERS OUT</b>					
TRANSFERS OUT					
BAMA					12,232,400
SALES TAX CAPITAL IMPROVEMENT					10,000
BAEDA	0	0	0		350,000
<b>TRANSFERS OUT</b>					<b>12,592,400</b>
<b>TOTAL EXPENDITURES/USES</b>	<b>39,964,300</b>	<b>5,427,700</b>	<b>2,940,300</b>	<b>1,825,000</b>	<b>62,749,700</b>

**GENERAL FUND BUDGET  
BUDGETED EXPENDITURES  
FISCAL YEAR 2015**

DEPARTMENT/DIVISION	PERSONAL SERVICES	OTHER SERVICES & CHARGES	MATERIALS AND SUPPLIES	DEBT SERVICE	TOTAL
<b>CITY MANAGER</b>	749,700	81,500	13,500	0	844,700
<b>FINANCE - ACCOUNTING</b>	750,000	64,000	15,400	0	829,400
<b>CITY ATTORNEY</b>	667,500	53,300	38,500	0	759,300
<b>HUMAN RESOURCES:</b>					
HUMAN RESOURCES	449,400	216,600	5,100	0	671,100
INFORMATION SERVICES	845,800	274,000	21,400	0	1,141,200
CITY/COURT CLERK	545,900	50,800	6,500	0	603,200
RISK MANAGEMENT	225,500	26,900	7,600	0	260,000
<b>TOTAL HUMAN RESOURCES</b>	<b>2,066,600</b>	<b>568,300</b>	<b>40,600</b>	<b>0</b>	<b>2,675,500</b>
<b>DEVELOPMENT SERVICES:</b>					
ONE STOP CENTER	1,088,500	196,500	24,600	0	1,309,600
PLANNING	582,800	11,700	3,200	0	597,700
INSPECTIONS	589,800	20,700	26,700	0	637,200
<b>TOTAL DEVELOPMENT SERVICES</b>	<b>2,261,100</b>	<b>228,900</b>	<b>54,500</b>	<b>0</b>	<b>2,544,500</b>
<b>GENERAL GOVERNMENT</b>	<b>10,000</b>	<b>1,961,400</b>	<b>57,000</b>	<b>1,850,000</b>	<b>3,878,400</b>
<b>POLICE DEPARTMENT:</b>					
POLICE	13,683,100	1,122,100	763,600	0	15,568,800
COMMUNICATIONS	1,628,100	210,500	41,700	0	1,880,300
JAIL OPERATIONS	883,900	28,000	52,900	0	964,800
ANIMAL CONTROL	379,200	78,000	60,700	0	517,900
RECORDS	143,900	6,600	4,900	0	155,400
<b>TOTAL POLICE</b>	<b>16,718,200</b>	<b>1,445,200</b>	<b>923,800</b>	<b>0</b>	<b>19,087,200</b>
<b>FIRE DEPARTMENT:</b>					
FIRE	9,589,800	467,000	385,900	0	10,442,700
EMS	3,606,500	218,700	218,300	0	4,043,500
TRAINING	375,000	8,000	16,400	0	399,400
FIRE PREVENTION	717,600	11,800	57,300	0	786,700
<b>TOTAL FIRE</b>	<b>14,288,900</b>	<b>705,500</b>	<b>677,900</b>	<b>0</b>	<b>15,672,300</b>
<b>GENERAL SERVICES:</b>					
CEMETERY	153,700	11,300	17,000	0	182,000
ELECTRICAL	431,400	38,400	88,400	0	558,200
<b>TOTAL GENERAL SERVICES</b>	<b>585,100</b>	<b>49,700</b>	<b>105,400</b>	<b>0</b>	<b>740,200</b>
<b>STREET/STORMWATER - STREET</b>	<b>1,441,100</b>	<b>307,200</b>	<b>823,300</b>	<b>0</b>	<b>2,571,600</b>
<b>PARKS:</b>					
PARKS	1,444,600	263,800	265,900	0	1,974,300
MAIN PLACE	0	46,000	4,900	0	50,900
RECREATION	727,100	226,200	123,400	0	1,076,700
FORESTRY/HORTICULTURE	192,100	31,000	43,800	0	266,900
HISTORICAL MUSEUM	0	46,400	4,000	0	50,400
SPECIAL EVENTS	213,800	26,700	9,700	0	250,200
<b>TOTAL PARKS</b>	<b>2,577,600</b>	<b>640,100</b>	<b>451,700</b>	<b>0</b>	<b>3,669,400</b>
<b>TOTAL DEPARTMENTAL</b>	<b>42,115,800</b>	<b>6,105,100</b>	<b>3,201,600</b>	<b>1,850,000</b>	<b>53,272,500</b>
<b>TRANSFERS OUT</b>					
TRANSFERS OUT					
BAMA					12,660,600
SALES TAX CAPITAL IMPROVEMENT					0
BAEDA					350,000
<b>TRANSFERS OUT</b>					<b>13,010,600</b>
<b>TOTAL EXPENDITURES/USES</b>	<b>42,115,800</b>	<b>6,105,100</b>	<b>3,201,600</b>	<b>1,850,000</b>	<b>66,283,100</b>

**GENERAL FUND BUDGET  
BUDGETED EXPENDITURES  
FISCAL YEAR 2016**

DEPARTMENT/DIVISION	PERSONAL SERVICES	OTHER SERVICES & CHARGES	MATERIALS AND SUPPLIES	DEBT SERVICE	TOTAL
<b>CITY MANAGER</b>	764,500	86,500	10,500	0	861,500
<b>FINANCE - ACCOUNTING</b>	768,600	67,300	17,400	0	853,300
<b>CITY ATTORNEY</b>	687,700	57,600	40,000	0	785,300
<b>HUMAN RESOURCES:</b>					
HUMAN RESOURCES	463,700	228,500	5,500	0	697,700
INFORMATION SERVICES	865,100	283,300	21,400	0	1,169,800
CITY/COURT CLERK	558,500	52,500	7,300	0	618,300
RISK MANAGEMENT	231,800	28,400	7,700	0	267,900
<b>TOTAL HUMAN RESOURCES</b>	<b>2,119,100</b>	<b>592,700</b>	<b>41,900</b>	<b>0</b>	<b>2,753,700</b>
<b>DEVELOPMENT SERVICES:</b>					
ONE STOP CENTER	1,125,200	233,700	35,700	0	1,394,600
PLANNING	540,300	21,100	3,200	0	564,600
INSPECTIONS	612,200	23,400	34,500	0	670,100
<b>TOTAL DEVELOPMENT SERVICES</b>	<b>2,277,700</b>	<b>278,200</b>	<b>73,400</b>	<b>0</b>	<b>2,629,300</b>
<b>GENERAL GOVERNMENT</b>	<b>10,000</b>	<b>1,961,400</b>	<b>57,000</b>	<b>1,850,000</b>	<b>3,878,400</b>
<b>POLICE DEPARTMENT:</b>					
POLICE	13,870,700	1,180,000	787,000	0	15,837,700
COMMUNICATIONS	1,576,000	240,300	66,600	0	1,882,900
JAIL OPERATIONS	914,600	29,000	54,700	0	998,300
ANIMAL CONTROL	393,700	78,500	57,700	0	529,900
RECORDS	149,200	6,500	5,000	0	160,700
<b>TOTAL POLICE</b>	<b>16,904,200</b>	<b>1,534,300</b>	<b>971,000</b>	<b>0</b>	<b>19,409,500</b>
<b>FIRE DEPARTMENT:</b>					
FIRE	9,761,800	507,900	424,200	0	10,693,900
EMS	3,696,800	222,300	232,100	0	4,151,200
TRAINING	378,400	18,000	28,500	0	424,900
FIRE PREVENTION	726,000	16,300	58,200	0	800,500
<b>TOTAL FIRE</b>	<b>14,563,000</b>	<b>764,500</b>	<b>743,000</b>	<b>0</b>	<b>16,070,500</b>
<b>GENERAL SERVICES:</b>					
CEMETERY	158,200	11,600	16,700	0	186,500
ELECTRICAL	441,500	33,900	89,500	0	564,900
<b>TOTAL GENERAL SERVICES</b>	<b>599,700</b>	<b>45,500</b>	<b>106,200</b>	<b>0</b>	<b>751,400</b>
<b>STREET/STORMWATER - STREET</b>	<b>1,509,400</b>	<b>306,500</b>	<b>833,700</b>	<b>0</b>	<b>2,649,600</b>
<b>PARKS:</b>					
PARKS	1,493,600	259,600	283,300	0	2,036,500
MAIN PLACE	0	47,700	4,900	0	52,600
RECREATION	882,700	184,100	103,600	0	1,170,400
FORESTRY/HORTICULTURE	198,900	36,000	42,800	0	277,700
HISTORICAL MUSEUM	0	47,400	3,500	0	50,900
SPECIAL EVENTS	216,600	31,100	7,300	0	255,000
<b>TOTAL PARKS</b>	<b>2,791,800</b>	<b>605,900</b>	<b>445,400</b>	<b>0</b>	<b>3,843,100</b>
<b>TOTAL DEPARTMENTAL</b>	<b>42,995,700</b>	<b>6,300,400</b>	<b>3,339,500</b>	<b>1,850,000</b>	<b>54,485,600</b>
<b>TRANSFERS OUT</b>					
TRANSFERS OUT					
BAMA					13,103,800
SALES TAX CAPITAL IMPROVEMENT					0
BAEDA					350,000
<b>TRANSFERS OUT</b>					<b>13,453,800</b>
<b>TOTAL EXPENDITURES/USES</b>	<b>42,995,700</b>	<b>6,300,400</b>	<b>3,339,500</b>	<b>1,850,000</b>	<b>67,939,400</b>

## OFFICE OF THE CITY MANAGER

**PURPOSE:**

To serve as the Chief Executive Officer of the City of Broken Arrow providing for the oversight and administration of all City departments, directing the implementation of policies and programs adopted by the City Council, resolving citizen concerns, representing the City with the community, region and state as required and recommending the annual budget and policy recommendations for consideration by the City Council. The City Manager's office is also responsible for communications of City business and plans and the coordination of major projects.

### FINANCIAL HIGHLIGHTS

	FISCAL YEAR 2013 ACTUAL	FISCAL YEAR 2014 BUDGET	FISCAL YEAR 2014 ESTIMATED ACTUAL	FISCAL YEAR 2015 BUDGET	FISCAL YEAR 2016 FINANCIAL PLAN
<b>PERSONAL SERVICES:</b>					
SALARIES & WAGES	450,809	595,900	465,600	560,000	570,600
EMPLOYEE BENEFITS	163,284	191,200	135,600	189,700	193,900
<b>TOTAL PERSONAL SERVICES</b>	<b>614,093</b>	<b>787,100</b>	<b>601,200</b>	<b>749,700</b>	<b>764,500</b>
<b>OTHER SERVICES &amp; CHARGES</b>					
PROF & TECH SERVICES	16,690	14,800	53,700	51,200	56,200
PROPERTY SERVICES	0	0	0	0	0
OTHER SERVICES	35,945	35,200	40,900	30,300	30,300
<b>TOTAL OTHER SERVICES &amp; CHARGES</b>	<b>52,635</b>	<b>50,000</b>	<b>94,600</b>	<b>81,500</b>	<b>86,500</b>
<b>MATERIALS &amp; SUPPLIES</b>	<b>8,105</b>	<b>11,300</b>	<b>9,400</b>	<b>13,500</b>	<b>10,500</b>
<b>TOTAL</b>	<b>674,833</b>	<b>848,400</b>	<b>705,200</b>	<b>844,700</b>	<b>861,500</b>



CITY OF BROKEN ARROW  
GENERAL FUND  
CITY MANAGER DEPARTMENT

ACCOUNT NUMBER/DESCRIPTION	FISCAL YEAR	FISCAL YEAR	FISCAL YEAR	FISCAL YEAR	FISCAL YEAR
	2013 ACTUAL	2014 BUDGET	2014 ESTIMATED ACTUAL	2015 BUDGET	2016 FINANCIAL PLAN
010-0300-413.10-04 REGULAR	420,662	566,700	416,300	528,800	539,000
010-0300-413.10-05 VARIABLE PAY PROGRAM	0	1,000	2,400	0	0
010-0300-413.10-08 PART TIME & TEMPORARY	29,142	27,600	44,700	28,700	29,100
010-0300-413.10-11 OVERTIME	1,005	600	2,200	2,500	2,500
SALARIES AND WAGES	<u>450,809</u>	<u>595,900</u>	<u>465,600</u>	<u>560,000</u>	<u>570,600</u>
010-0300-413.20-10 LONGEVITY	4,150	3,800	3,800	3,100	3,200
010-0300-413.20-12 EDUCATION/PERFORMANCE	1,500	1,500	2,100	3,000	1,500
010-0300-413.20-21 SOCIAL SECURITY	35,127	47,600	32,000	33,600	33,900
010-0300-413.20-22 RETIREMENT	43,568	62,900	46,300	58,200	58,700
010-0300-413.20-26 INSURANCE	59,531	66,000	38,000	76,800	80,500
010-0300-413.20-40 CAR ALLOWANCE	4,400	6,600	7,700	10,200	13,200
010-0300-413.20-41 CELL PHONE ALLOWANCE	3,008	2,800	3,000	2,900	2,900
010-0300-413.20-43 HOUSING ALLOWANCE	12,000	0	2,700	1,900	0
EMPLOYEE BENEFITS	<u>163,284</u>	<u>191,200</u>	<u>135,600</u>	<u>189,700</u>	<u>193,900</u>
PERSONAL SERVICES	<u>614,093</u>	<u>787,100</u>	<u>601,200</u>	<u>749,700</u>	<u>764,500</u>
010-0300-413.30-11 REG. FEES & CERTIFICATION	11,534	9,800	9,000	10,400	10,400
010-0300-413.30-85 MEMBERSHIP DUES	5,156	5,000	4,700	5,800	5,800
010-0300-413.30-87 PROFESSIONAL SERVICES	0	0	40,000	35,000	40,000
PROF & TECH SERVICES	<u>16,690</u>	<u>14,800</u>	<u>53,700</u>	<u>51,200</u>	<u>56,200</u>
010-0300-413.50-03 TRAVEL & EXPENSES	17,190	20,700	13,000	13,200	13,200
010-0300-413.50-37 TEMPORARY SERVICES	10,551	5,000	19,000	7,000	7,000
010-0300-413.50-54 OUTSIDE DATA SERVICES	1,983	3,100	2,500	3,700	3,700
010-0300-413.50-85 OVERHEAD FEE	5,880	5,900	5,900	5,900	5,900
010-0300-413.50-86 MISCELLANEOUS	341	500	500	500	500
OTHER SERVICES	<u>35,945</u>	<u>35,200</u>	<u>40,900</u>	<u>30,300</u>	<u>30,300</u>
OTHER SERVICES & CHARGES	<u>52,635</u>	<u>50,000</u>	<u>94,600</u>	<u>81,500</u>	<u>86,500</u>
010-0300-413.60-03 OFFICE SUPPLIES	3,616	3,200	3,500	3,500	3,500
010-0300-413.60-23 MATERIAL & SUPPLIES	650	1,100	1,400	2,500	2,500
010-0300-413.60-24 OTHER EQUIPMENT	3,279	6,000	3,000	6,000	3,000
010-0300-413.60-28 BOOKS, MAGS, & SUBSCRIPT.	560	1,000	1,500	1,500	1,500
MATERIAL & SUPPLIES	<u>8,105</u>	<u>11,300</u>	<u>9,400</u>	<u>13,500</u>	<u>10,500</u>
CITY MANAGER	<u>674,833</u>	<u>848,400</u>	<u>705,200</u>	<u>844,700</u>	<u>861,500</u>

## FINANCE DEPARTMENT

**DIVISION -**

Accounting

**PURPOSE:**

To provide public financial services in accordance with established financial policies including accounting for City revenues, expenditures, assets and liabilities; preparing and administering the annual budget; maintaining the City's investment portfolio; assuring timely payment of the City's bills, claims and debt liabilities; developing and monitoring the City's annual capital plan; maintaining and providing copies of all official financial documents; accounting for and obtaining reimbursement for Federal and State grants and loans; and developing and implementing financial policies and programs consistent with legal requirements.

### FINANCIAL HIGHLIGHTS

	FISCAL YEAR 2013 ACTUAL	FISCAL YEAR 2014 BUDGET	FISCAL YEAR 2014 ESTIMATED ACTUAL	FISCAL YEAR 2015 BUDGET	FISCAL YEAR 2016 FINANCIAL PLAN
<b>PERSONAL SERVICES:</b>					
SALARIES & WAGES	467,264	506,500	483,500	541,700	553,600
EMPLOYEE BENEFITS	163,708	182,000	176,000	208,300	215,000
<b>TOTAL PERSONAL SERVICES</b>	<b>630,972</b>	<b>688,500</b>	<b>659,500</b>	<b>750,000</b>	<b>768,600</b>
<b>OTHER SERVICES &amp; CHARGES</b>					
PROF & TECH SERVICES	34,977	38,500	35,300	39,300	42,600
PROPERTY SERVICES	11,443	16,900	16,900	18,000	18,000
OTHER SERVICES	5,437	6,300	6,300	6,700	6,700
<b>TOTAL OTHER SERVICES &amp; CHARGES</b>	<b>51,857</b>	<b>61,700</b>	<b>58,500</b>	<b>64,000</b>	<b>67,300</b>
<b>MATERIALS &amp; SUPPLIES</b>	<b>5,656</b>	<b>11,300</b>	<b>10,800</b>	<b>15,400</b>	<b>17,400</b>
<b>TOTAL</b>	<b>688,485</b>	<b>761,500</b>	<b>728,800</b>	<b>829,400</b>	<b>853,300</b>

CITY OF BROKEN ARROW  
GENERAL FUND  
FINANCE DEPARTMENT  
Accounting Division

ACCOUNT NUMBER/DESCRIPTION	FISCAL YEAR		FISCAL YEAR	FISCAL YEAR	
	2013	2014	2014	2015	2016
	ACTUAL	BUDGET	ESTIMATED	BUDGET	FINANCIAL
			ACTUAL		PLAN
010-0501-415.10-04 REGULAR	458,480	498,000	475,000	532,700	544,100
010-0501-415.10-11 OVERTIME	8,784	8,500	8,500	9,000	9,500
SALARIES AND WAGES	<u>467,264</u>	<u>506,500</u>	<u>483,500</u>	<u>541,700</u>	<u>553,600</u>
010-0501-415.20-10 LONGEVITY	11,500	11,600	11,800	12,300	12,800
010-0501-415.20-21 SOCIAL SECURITY	35,260	38,200	36,500	42,800	42,200
010-0501-415.20-22 RETIREMENT	43,062	38,400	48,100	54,700	56,700
010-0501-415.20-26 INSURANCE	73,886	93,800	79,600	98,500	103,300
EMPLOYEE BENEFITS	<u>163,708</u>	<u>182,000</u>	<u>176,000</u>	<u>208,300</u>	<u>215,000</u>
PERSONAL SERVICES	<u>630,972</u>	<u>688,500</u>	<u>659,500</u>	<u>750,000</u>	<u>768,600</u>
010-0501-415.30-11 REG. FEES & CERTIFICATION	1,119	1,600	1,000	1,400	2,200
010-0501-415.30-81 AUDIT FEES	32,743	31,000	31,000	32,000	34,500
010-0501-415.30-85 MEMBERSHIP DUES	767	900	800	900	900
010-0501-415.30-87 PROFESSIONAL SERVICES	348	5,000	2,500	5,000	5,000
PROF & TECH SERVICES	<u>34,977</u>	<u>38,500</u>	<u>35,300</u>	<u>39,300</u>	<u>42,600</u>
010-0501-415.40-33 OTHER RENTAL	0	0	0	1,200	1,200
010-0501-415.40-55 MAINTENANCE SERVICES	11,443	16,900	16,900	16,800	16,800
PROPERTY SERVICES	<u>11,443</u>	<u>16,900</u>	<u>16,900</u>	<u>18,000</u>	<u>18,000</u>
010-0501-415.50-03 TRAVEL & EXPENSES	1,141	2,000	2,000	2,400	2,400
010-0501-415.50-85 OVERHEAD FEE	4,296	4,300	4,300	4,300	4,300
OTHER SERVICES	<u>5,437</u>	<u>6,300</u>	<u>6,300</u>	<u>6,700</u>	<u>6,700</u>
OTHER SERVICES & CHARGES	<u>51,857</u>	<u>61,700</u>	<u>58,500</u>	<u>64,000</u>	<u>67,300</u>
010-0501-415.60-03 OFFICE SUPPLIES	2,208	2,800	2,800	8,900	8,900
010-0501-415.60-23 MATERIAL & SUPPLIES	3,441	3,500	3,000	3,500	5,500
010-0501-415.60-24 OTHER EQUIPMENT	0	4,000	4,000	2,000	2,000
010-0501-415.60-28 BOOKS, MAGS, & SUBSCRIPT.	7	1,000	1,000	1,000	1,000
MATERIAL & SUPPLIES	<u>5,656</u>	<u>11,300</u>	<u>10,800</u>	<u>15,400</u>	<u>17,400</u>
FINANCE	<u>688,485</u>	<u>761,500</u>	<u>728,800</u>	<u>829,400</u>	<u>853,300</u>

**OFFICE OF THE CITY ATTORNEY**

**PURPOSE:**

To provide ethical, trustworthy, competent and cost effective legal services to the City Council, City Manager, Boards and Authorities, as well as to the officers and employees of the City. These services include representing the City in all litigation and controversies to which it is a party, managing outside counsel representation as required, preparing ordinances resolutions and contracts, reviewing bonds, certificate of insurance and other documents of interest to the City.

**FINANCIAL HIGHLIGHTS**

	<b>FISCAL YEAR 2013 ACTUAL</b>	<b>FISCAL YEAR 2014 BUDGET</b>	<b>FISCAL YEAR 2014 ESTIMATED ACTUAL</b>	<b>FISCAL YEAR 2015 BUDGET</b>	<b>FISCAL YEAR 2016 FINANCIAL PLAN</b>
<b>PERSONAL SERVICES:</b>					
SALARIES & WAGES	476,673	491,600	496,600	506,100	521,600
EMPLOYEE BENEFITS	155,248	164,800	159,900	161,400	166,100
<b>TOTAL PERSONAL SERVICES</b>	<b>631,921</b>	<b>656,400</b>	<b>656,500</b>	<b>667,500</b>	<b>687,700</b>
<b>OTHER SERVICES &amp; CHARGES</b>					
PROF & TECH SERVICES	43,653	35,500	24,500	31,000	36,500
PROPERTY SERVICES	11,125	12,700	7,700	8,900	7,700
OTHER SERVICES	10,513	13,400	10,900	13,400	13,400
<b>TOTAL OTHER SERVICES &amp; CHARGES</b>	<b>65,291</b>	<b>61,600</b>	<b>43,100</b>	<b>53,300</b>	<b>57,600</b>
<b>MATERIALS &amp; SUPPLIES</b>	<b>35,915</b>	<b>38,500</b>	<b>38,500</b>	<b>38,500</b>	<b>40,000</b>
<b>TOTAL</b>	<b>733,127</b>	<b>756,500</b>	<b>738,100</b>	<b>759,300</b>	<b>785,300</b>

CITY OF BROKEN ARROW  
GENERAL FUND  
LAW DEPARTMENT

ACCOUNT NUMBER/DESCRIPTION	FISCAL YEAR	FISCAL YEAR	FISCAL YEAR	FISCAL YEAR	FISCAL YEAR
	2013 ACTUAL	2014 BUDGET	2014 ESTIMATED ACTUAL	2015 BUDGET	2016 FINANCIAL PLAN
010-0800-415.10-04 REGULAR	467,021	486,500	490,000	497,600	513,100
010-0800-415.10-05 VARIABLE PAY PROGRAM	3,006	3,100	3,600	5,000	5,000
010-0800-415.10-08 PART TIME & TEMPORARY	3,080	0	0	0	0
010-0800-415.10-11 OVERTIME	3,566	2,000	3,000	3,500	3,500
<b>SALARIES AND WAGES</b>	<b>476,673</b>	<b>491,600</b>	<b>496,600</b>	<b>506,100</b>	<b>521,600</b>
010-0800-415.20-10 LONGEVITY	6,800	5,900	6,100	7,100	7,700
010-0800-415.20-12 EDUCATION/PERFORMANCE	1,500	1,500	1,500	1,500	1,500
010-0800-415.20-21 SOCIAL SECURITY	34,903	35,900	36,000	31,500	31,800
010-0800-415.20-22 RETIREMENT	43,589	47,800	49,300	51,800	52,300
010-0800-415.20-26 INSURANCE	67,904	73,100	66,400	68,900	72,200
010-0800-415.20-41 CELL PHONE ALLOWANCE	552	600	600	600	600
<b>EMPLOYEE BENEFITS</b>	<b>155,248</b>	<b>164,800</b>	<b>159,900</b>	<b>161,400</b>	<b>166,100</b>
<b>PERSONAL SERVICES</b>	<b>631,921</b>	<b>656,400</b>	<b>656,500</b>	<b>667,500</b>	<b>687,700</b>
010-0800-415.30-08 OUTSIDE LEGAL COUNSEL	37,275	25,000	17,000	20,000	25,000
010-0800-415.30-11 REG. FEES & CERTIFICATION	2,555	6,000	3,000	6,000	6,500
010-0800-415.30-85 MEMBERSHIP DUES	3,823	4,500	4,500	5,000	5,000
<b>PROPERTY SERVICES</b>	<b>43,653</b>	<b>35,500</b>	<b>24,500</b>	<b>31,000</b>	<b>36,500</b>
010-0800-415.40-28 MISC CONTRACT SERVICES	8,943	10,000	5,000	6,000	5,000
010-0800-415.40-33 OTHER RENTAL	1,047	1,300	1,300	1,500	1,300
010-0800-415.40-55 MAINTENANCE SERVICES	1,135	1,400	1,400	1,400	1,400
<b>PROPERTY SERVICES</b>	<b>11,125</b>	<b>12,700</b>	<b>7,700</b>	<b>8,900</b>	<b>7,700</b>
010-0800-415.50-03 TRAVEL & EXPENSES	4,492	7,500	5,000	7,500	7,500
010-0800-415.50-39 POSTAGE	65	0	0	0	0
010-0800-415.50-85 OVERHEAD FEE	5,400	5,400	5,400	5,400	5,400
010-0800-415.50-86 MISCELLANEOUS	556	500	500	500	500
<b>OTHER SERVICES</b>	<b>10,513</b>	<b>13,400</b>	<b>10,900</b>	<b>13,400</b>	<b>13,400</b>
<b>OTHER SERVICES &amp; CHARGES</b>	<b>65,291</b>	<b>61,600</b>	<b>43,100</b>	<b>53,300</b>	<b>57,600</b>
010-0800-415.60-03 OFFICE SUPPLIES	2,626	2,500	2,500	2,500	3,000
010-0800-415.60-23 MATERIAL & SUPPLIES	251	500	500	500	1,000
010-0800-415.60-24 OTHER EQUIPMENT	0	500	500	500	1,000
010-0800-415.60-28 BOOKS, MAGS, & SUBSCRIPT.	33,038	35,000	35,000	35,000	35,000
<b>MATERIAL &amp; SUPPLIES</b>	<b>35,915</b>	<b>38,500</b>	<b>38,500</b>	<b>38,500</b>	<b>40,000</b>
<b>LAW</b>	<b>733,127</b>	<b>756,500</b>	<b>738,100</b>	<b>759,300</b>	<b>785,300</b>

## HUMAN RESOURCES DEPARTMENT

**DIVISIONS:**

Human Resources  
City Clerk/Municipal Court

Information Services  
Risk Management/Employee Safety

**PURPOSE:**

The Human Resources Department provides support to all other departments in the following four major areas:  
Human Resources provides services to the City and its employees through maintaining accurate employee records, administering the payroll, supervising and coordinating employee benefit plans and training.

Information Services provides effective, professional and innovative solutions to the changing information needs of the City's administration and departments through the development and applications of an overall solution to the various technology needs of the City as well as providing operational support for all computer systems and software obtained by the City. Information Services also coordinates and works with the various departments of the City in addressing telephone and radio communication needs.

Perform the statutory duties of the City Clerk. Municipal Court provides assistance to law enforcement officials and the public in the administration of justice and providing certain statutory functions including assisting the municipal judges in recording court proceedings, preparing writs and other processing of court records. The court clerks additionally collect payment of all fines or judgments rendered.

Risk Management works to maintain safe work conditions for the employees of the City of Broken Arrow, safe facilities for citizens of the City, investigate incidents involving City vehicles and equipment, conducts safety and other types of training courses for employees; reviews and updates work rules and safety policies as required. Additionally, Risk Management investigates tort claims filed against the City, oversees natural weather emergencies and is responsible for the operation of the Emergency Operating Center.

### FINANCIAL HIGHLIGHTS

	FISCAL YEAR 2013 ACTUAL	FISCAL YEAR 2014 BUDGET	FISCAL YEAR 2014 ESTIMATED ACTUAL	FISCAL YEAR 2015 BUDGET	FISCAL YEAR 2016 FINANCIAL PLAN
<b>PERSONAL SERVICES:</b>					
SALARIES & WAGES	1,438,381	1,491,200	1,407,600	1,485,500	1,519,600
EMPLOYEE BENEFITS	540,293	576,300	537,000	581,100	599,500
<b>TOTAL PERSONAL SERVICES</b>	<b>1,978,674</b>	<b>2,067,500</b>	<b>1,944,600</b>	<b>2,066,600</b>	<b>2,119,100</b>
<b>OTHER SERVICES &amp; CHARGES</b>					
PROF & TECH SERVICES	132,413	173,600	142,300	159,800	177,600
PROPERTY SERVICES	275,442	307,400	293,400	318,600	328,700
OTHER SERVICES	68,383	85,500	70,000	89,900	86,400
<b>TOTAL OTHER SERVICES &amp; CHARGES</b>	<b>476,238</b>	<b>566,500</b>	<b>505,700</b>	<b>568,300</b>	<b>592,700</b>
<b>MATERIALS &amp; SUPPLIES</b>	<b>56,883</b>	<b>40,600</b>	<b>40,500</b>	<b>40,600</b>	<b>41,900</b>
<b>TOTAL</b>	<b>2,511,795</b>	<b>2,674,600</b>	<b>2,490,800</b>	<b>2,675,500</b>	<b>2,753,700</b>

CITY OF BROKEN ARROW  
GENERAL FUND  
HUMAN RESOURCES DEPARTMENT  
Human Resources Division

ACCOUNT NUMBER/DESCRIPTION	FISCAL YEAR	FISCAL YEAR	FISCAL YEAR	FISCAL YEAR	FISCAL YEAR
	2013 ACTUAL	2014 BUDGET	2014 ESTIMATED ACTUAL	2015 BUDGET	2016 FINANCIAL PLAN
010-1102-419.10-04 REGULAR	289,718	310,000	310,000	309,800	320,500
010-1102-419.10-05 VARIABLE PAY PROGRAM	0	0	3,100	3,000	3,100
010-1102-419.10-08 PART TIME & TEMPORARY	10,930	15,900	7,700	14,200	14,200
010-1102-419.10-11 OVERTIME	4,564	3,500	5,400	5,500	5,700
<b>SALARIES AND WAGES</b>	<b>305,212</b>	<b>329,400</b>	<b>326,200</b>	<b>332,500</b>	<b>343,500</b>
010-1102-419.20-10 LONGEVITY	4,800	4,800	5,400	5,100	5,300
010-1102-419.20-12 EDUCATION/PERFORMANCE	3,100	3,600	3,700	3,600	3,600
010-1102-419.20-21 SOCIAL SECURITY	22,119	24,000	24,000	21,400	21,600
010-1102-419.20-22 RETIREMENT	27,282	30,900	31,400	32,800	33,100
010-1102-419.20-26 INSURANCE	50,343	57,800	54,100	52,800	55,400
010-1102-419.20-41 CELL PHONE ALLOWANCE	1,104	1,100	1,100	1,200	1,200
<b>EMPLOYEE BENEFITS</b>	<b>108,748</b>	<b>122,200</b>	<b>119,700</b>	<b>116,900</b>	<b>120,200</b>
<b>PERSONAL SERVICES</b>	<b>413,960</b>	<b>451,600</b>	<b>445,900</b>	<b>449,400</b>	<b>463,700</b>
010-1102-419.30-02 PHYSICAL EXAMS	11,342	25,000	25,000	15,000	15,000
010-1102-419.30-11 REG. FEES & CERTIFICATION	12,049	3,700	11,700	3,300	3,600
010-1102-419.30-85 MEMBERSHIP DUES	2,295	2,500	2,900	3,600	4,100
010-1102-419.30-87 PROFESSIONAL SERVICES	83,991	100,000	72,000	100,000	116,000
<b>PROF &amp; TECH SERVICES</b>	<b>109,677</b>	<b>131,200</b>	<b>111,600</b>	<b>121,900</b>	<b>138,700</b>
010-1102-419.40-28 MISC CONTRACT SERVICES	1,395	0	0	0	0
010-1102-419.40-33 OTHER RENTAL	4,010	8,000	4,500	12,400	13,100
010-1102-419.40-55 MAINTENANCE SERVICES	16,835	17,800	17,800	32,900	31,100
<b>PROPERTY SERVICES</b>	<b>22,240</b>	<b>25,800</b>	<b>22,300</b>	<b>45,300</b>	<b>44,200</b>
010-1102-419.50-03 TRAVEL & EXPENSES	5,284	2,900	2,500	5,500	5,700
010-1102-419.50-05 LEGAL PUBLICATIONS	16,780	17,800	10,800	17,800	18,800
010-1102-419.50-36 PRINTING SERVICES	0	2,500	2,500	9,000	3,500
010-1102-419.50-37 TEMPORARY SERVICES	4,302	0	0	0	0
010-1102-419.50-54 OUTSIDE DATA SERVICES	8,436	9,200	11,500	10,100	10,600
010-1102-419.50-85 OVERHEAD FEE	4,608	4,600	4,600	4,600	4,800
010-1102-419.50-89 EMPLOYEE/CITIZEN ACTIVITY	0	2,100	2,100	2,400	2,200
<b>OTHER SERVICES</b>	<b>39,410</b>	<b>39,100</b>	<b>34,000</b>	<b>49,400</b>	<b>45,600</b>
<b>OTHER SERVICES &amp; CHARGES</b>	<b>171,327</b>	<b>196,100</b>	<b>167,900</b>	<b>216,600</b>	<b>228,500</b>
010-1102-419.60-03 OFFICE SUPPLIES	2,766	3,000	3,500	3,500	3,700
010-1102-419.60-23 MATERIAL & SUPPLIES	698	0	600	600	700
010-1102-419.60-24 OTHER EQUIPMENT	1,982	500	900	1,000	1,100
010-1102-419.60-28 BOOKS, MAGS, & SUBSCRIPT.	37	0	0	0	0
<b>MATERIAL &amp; SUPPLIES</b>	<b>5,483</b>	<b>3,500</b>	<b>5,000</b>	<b>5,100</b>	<b>5,500</b>
<b>HUMAN RESOURCES</b>	<b>590,770</b>	<b>651,200</b>	<b>618,800</b>	<b>671,100</b>	<b>697,700</b>

CITY OF BROKEN ARROW  
GENERAL FUND  
HUMAN RESOURCES DEPARTMENT  
Information Services Division

ACCOUNT NUMBER/DESCRIPTION	FISCAL YEAR	FISCAL YEAR	FISCAL YEAR	FISCAL YEAR	FISCAL YEAR
	2013 ACTUAL	2014 BUDGET	2014 ESTIMATED ACTUAL	2015 BUDGET	2016 FINANCIAL PLAN
010-1103-419.10-04 REGULAR	568,915	577,400	576,900	584,000	596,500
010-1103-419.10-05 VARIABLE PAY PROGRAM	2,071	2,100	0	2,100	2,100
010-1103-419.10-11 OVERTIME	27,205	24,400	32,900	32,900	32,900
SALARIES AND WAGES	<u>598,191</u>	<u>603,900</u>	<u>609,800</u>	<u>619,000</u>	<u>631,500</u>
010-1103-419.20-10 LONGEVITY	11,800	12,000	12,100	12,600	13,100
010-1103-419.20-12 EDUCATION/PERFORMANCE	2,400	2,400	2,500	2,400	2,400
010-1103-419.20-21 SOCIAL SECURITY	45,460	43,800	46,200	42,200	42,800
010-1103-419.20-22 RETIREMENT	55,386	57,500	60,300	60,900	61,600
010-1103-419.20-26 INSURANCE	93,844	100,900	100,800	105,300	110,400
010-1103-419.20-41 CELL PHONE ALLOWANCE	3,312	3,300	3,400	3,400	3,300
EMPLOYEE BENEFITS	<u>212,202</u>	<u>219,900</u>	<u>225,300</u>	<u>226,800</u>	<u>233,600</u>
PERSONAL SERVICES	<u>810,393</u>	<u>823,800</u>	<u>835,100</u>	<u>845,800</u>	<u>865,100</u>
010-1103-419.30-11 REG. FEES & CERTIFICATION	8,848	17,400	10,800	11,200	11,200
010-1103-419.30-85 MEMBERSHIP DUES	195	300	400	400	400
010-1103-419.30-87 PROFESSIONAL SERVICES	2,656	4,900	4,800	4,900	4,900
PROPERTY SERVICES	<u>11,699</u>	<u>22,600</u>	<u>16,000</u>	<u>16,500</u>	<u>16,500</u>
010-1103-419.40-50 RADIO MAINTENANCE-OUTSIDE	0	1,500	1,500	1,500	1,500
010-1103-419.40-55 MAINTENANCE SERVICES	209,834	239,500	234,300	235,800	245,100
PROPERTY SERVICES	<u>209,834</u>	<u>241,000</u>	<u>235,800</u>	<u>237,300</u>	<u>246,600</u>
010-1103-419.50-03 TRAVEL & EXPENSES	3,929	12,100	6,600	7,300	7,300
010-1103-419.50-22 TELEPHONE	316	0	0	0	0
010-1103-419.50-54 OUTSIDE DATA SERVICES	10,416	14,200	12,100	12,900	12,900
OTHER SERVICES	<u>14,661</u>	<u>26,300</u>	<u>18,700</u>	<u>20,200</u>	<u>20,200</u>
OTHER SERVICES & CHARGES	<u>236,194</u>	<u>289,900</u>	<u>270,500</u>	<u>274,000</u>	<u>283,300</u>
010-1103-419.60-03 OFFICE SUPPLIES	6,726	5,900	5,900	600	600
010-1103-419.60-20 VEHICLE REPAIR PARTS	18	0	0	0	0
010-1103-419.60-23 MATERIAL & SUPPLIES	9,017	9,000	9,000	9,000	9,000
010-1103-419.60-24 OTHER EQUIPMENT	7,995	10,000	9,500	10,000	10,000
010-1103-419.60-28 BOOKS, MAGS, & SUBSCRIPT.	106	300	300	300	300
010-1103-419.60-50 RADIO MAINTENANCE	922	1,500	1,500	1,500	1,500
MATERIAL & SUPPLIES	<u>24,784</u>	<u>26,700</u>	<u>26,200</u>	<u>21,400</u>	<u>21,400</u>
INFORMATION SERVICES	<u>1,071,371</u>	<u>1,140,400</u>	<u>1,131,800</u>	<u>1,141,200</u>	<u>1,169,800</u>



CITY OF BROKEN ARROW  
GENERAL FUND  
HUMAN RESOURCES DEPARTMENT  
City/Court Clerk Division

ACCOUNT NUMBER/DESCRIPTION	FISCAL YEAR	FISCAL YEAR	FISCAL YEAR	FISCAL YEAR	FISCAL YEAR
	2013 ACTUAL	2014 BUDGET	2014 ESTIMATED ACTUAL	2015 BUDGET	2016 FINANCIAL PLAN
010-1104-419.10-04 REGULAR	354,377	312,400	331,100	304,100	310,600
010-1104-419.10-08 PART TIME & TEMPORARY	26,365	75,200	30,500	74,600	75,000
010-1104-419.10-11 OVERTIME	2,334	4,000	3,400	4,000	4,000
<b>SALARIES AND WAGES</b>	<b>383,076</b>	<b>391,600</b>	<b>365,000</b>	<b>382,700</b>	<b>389,600</b>
010-1104-419.20-10 LONGEVITY	10,450	10,700	10,600	10,500	11,000
010-1104-419.20-12 EDUCATION/PERFORMANCE	1,713	1,500	1,500	1,500	1,500
010-1104-419.20-21 SOCIAL SECURITY	28,705	29,000	27,300	28,700	29,100
010-1104-419.20-22 RETIREMENT	29,217	31,400	28,300	32,000	32,400
010-1104-419.20-26 INSURANCE	81,751	85,800	75,100	89,900	94,300
010-1104-419.20-41 CELL PHONE ALLOWANCE	206	0	600	600	600
<b>EMPLOYEE BENEFITS</b>	<b>152,042</b>	<b>158,400</b>	<b>143,400</b>	<b>163,200</b>	<b>168,900</b>
<b>PERSONAL SERVICES</b>	<b>535,118</b>	<b>550,000</b>	<b>508,400</b>	<b>545,900</b>	<b>558,500</b>
010-1104-419.30-11 REG. FEES & CERTIFICATION	1,320	1,300	1,100	2,000	2,000
010-1104-419.30-85 MEMBERSHIP DUES	345	700	400	400	400
010-1104-419.30-87 PROFESSIONAL SERVICES	0	500	500	500	500
<b>PROF &amp; TECH SERVICES</b>	<b>1,665</b>	<b>2,500</b>	<b>2,000</b>	<b>2,900</b>	<b>2,900</b>
010-1104-419.40-28 MISC CONTRACT SERVICES	12,755	16,000	14,100	16,300	17,300
010-1104-419.40-33 OTHER RENTAL	4,978	7,800	1,800	1,700	1,700
010-1104-419.40-55 MAINTENANCE SERVICES	14,226	15,800	17,300	15,800	16,500
<b>PROPERTY SERVICES</b>	<b>31,959</b>	<b>39,600</b>	<b>33,200</b>	<b>33,800</b>	<b>35,500</b>
010-1104-419.50-03 TRAVEL & EXPENSES	1,113	1,500	1,400	1,500	1,500
010-1104-419.50-39 POSTAGE	0	100	100	100	100
010-1104-419.50-55 CREDIT CARD CHARGES	8,787	12,700	11,100	12,200	12,200
010-1104-419.50-86 MISCELLANEOUS	232	3,300	200	300	300
<b>OTHER SERVICES</b>	<b>10,132</b>	<b>17,600</b>	<b>12,800</b>	<b>14,100</b>	<b>14,100</b>
<b>OTHER SERVICES &amp; CHARGES</b>	<b>43,756</b>	<b>59,700</b>	<b>48,000</b>	<b>50,800</b>	<b>52,500</b>
010-1104-419.60-03 OFFICE SUPPLIES	3,642	4,000	4,000	4,000	4,000
010-1104-419.60-23 MATERIAL & SUPPLIES	1,549	1,500	1,500	1,500	1,500
010-1104-419.60-24 OTHER EQUIPMENT	993	1,000	1,000	1,000	1,800
<b>MATERIAL &amp; SUPPLIES</b>	<b>6,184</b>	<b>6,500</b>	<b>6,500</b>	<b>6,500</b>	<b>7,300</b>
<b>CITY CLERK/COURT CLERKS</b>	<b>585,058</b>	<b>616,200</b>	<b>562,900</b>	<b>603,200</b>	<b>618,300</b>

CITY OF BROKEN ARROW  
GENERAL FUND  
HUMAN RESOURCES DEPARTMENT  
Risk Management & Employee Safety Division

ACCOUNT NUMBER/DESCRIPTION	FISCAL YEAR	FISCAL YEAR	FISCAL YEAR	FISCAL YEAR	FISCAL YEAR
	2013 ACTUAL	2014 BUDGET	2014 ESTIMATED ACTUAL	2015 BUDGET	2016 FINANCIAL PLAN
010-1105-419.10-04 REGULAR	149,857	164,600	103,000	145,900	149,600
010-1105-419.10-05 VARIABLE PAY PROGRAM	1,145	1,200	0	1,100	1,100
010-1105-419.10-11 OVERTIME	900	500	3,600	4,300	4,300
SALARIES AND WAGES	<u>151,902</u>	<u>166,300</u>	<u>106,600</u>	<u>151,300</u>	<u>155,000</u>
010-1105-419.20-10 LONGEVITY	3,784	3,500	2,200	2,400	2,600
010-1105-419.20-21 SOCIAL SECURITY	11,158	12,000	7,400	10,800	11,000
010-1105-419.20-22 RETIREMENT	13,901	16,300	9,900	15,000	15,300
010-1105-419.20-26 INSURANCE	37,998	43,400	28,800	45,400	47,600
010-1105-419.20-41 CELL PHONE ALLOWANCE	460	600	300	600	300
EMPLOYEE BENEFITS	<u>67,301</u>	<u>75,800</u>	<u>48,600</u>	<u>74,200</u>	<u>76,800</u>
PERSONAL SERVICES	<u>219,203</u>	<u>242,100</u>	<u>155,200</u>	<u>225,500</u>	<u>231,800</u>
010-1105-419.30-11 REG. FEES & CERTIFICATION	779	2,400	1,000	2,200	2,300
010-1105-419.30-85 MEMBERSHIP DUES	385	1,200	1,200	1,000	1,100
010-1105-419.30-87 PROFESSIONAL SERVICES	8,208	13,700	10,500	15,300	16,100
PROF & TECH SERVICES	<u>9,372</u>	<u>17,300</u>	<u>12,700</u>	<u>18,500</u>	<u>19,500</u>
010-1105-419.40-33 OTHER RENTAL	792	1,000	1,000	1,000	1,100
010-1105-419.40-55 MAINTENANCE SERVICES	10,617	0	1,100	1,200	1,300
PROPERTY SERVICES	<u>11,409</u>	<u>1,000</u>	<u>2,100</u>	<u>2,200</u>	<u>2,400</u>
010-1105-419.50-03 TRAVEL & EXPENSES	280	1,800	1,000	1,600	1,900
010-1105-419.50-25 UTILITIES (PSO)	3,805	200	0	0	0
010-1105-419.50-36 PRINTING SERVICES	0	0	3,000	4,000	4,000
010-1105-419.50-86 MISCELLANEOUS	95	500	500	600	600
OTHER SERVICES	<u>4,180</u>	<u>2,500</u>	<u>4,500</u>	<u>6,200</u>	<u>6,500</u>
OTHER SERVICES & CHARGES	<u>24,961</u>	<u>20,800</u>	<u>19,300</u>	<u>26,900</u>	<u>28,400</u>
010-1105-419.60-03 OFFICE SUPPLIES	1,100	1,100	600	2,300	2,300
010-1105-419.60-23 MATERIAL & SUPPLIES	955	0	0	1,000	1,000
010-1105-419.60-24 OTHER EQUIPMENT	450	1,600	1,000	1,700	1,800
010-1105-419.60-28 BOOKS, MAGS, & SUBSCRIPT.	1,161	1,200	1,200	2,600	2,600
010-1105-419.60-31 OTHER EQUIP PARTS/MAINT	16,766	0	0	0	0
MATERIAL & SUPPLIES	<u>20,432</u>	<u>3,900</u>	<u>2,800</u>	<u>7,600</u>	<u>7,700</u>
RISK MGMT & EMP SAFETY	<u>264,596</u>	<u>266,800</u>	<u>177,300</u>	<u>260,000</u>	<u>267,900</u>
HUMAN RESOURCES	<u>2,511,795</u>	<u>2,674,600</u>	<u>2,490,800</u>	<u>2,675,500</u>	<u>2,753,700</u>

## DEVELOPMENT SERVICES DEPARTMENT

**DIVISIONS:**

One-Stop Center

Planning

Inspections

**PURPOSE:**

The Development Services Department provides total service to the development community.

The Department provides One Stop support for development including processing each request through committees, boards, commissions and council for required approvals; review and approval of plats and construction plans; coordinating utility planning and inspections; issuing construction permits for streets and city utilities; acceptance of completed subdivisions; reviewing building permits; performing building inspections and providing certificates of occupancy. The Department provides staff oversight and required implementation for the Building Code, Comprehensive Plan, Land Subdivision Code, Nuisance Code, Zoning Code and serves as the primary point of contact for licensing and demographic information. The Department issues various licenses and permits and serves as an additional utility payment location.

### FINANCIAL HIGHLIGHTS

	FISCAL YEAR 2013 ACTUAL	FISCAL YEAR 2014 BUDGET	FISCAL YEAR 2014 ESTIMATED ACTUAL	FISCAL YEAR 2015 BUDGET	FISCAL YEAR 2016 FINANCIAL PLAN
<b>PERSONAL SERVICES:</b>					
SALARIES & WAGES	1,466,120	1,577,000	1,549,700	1,627,200	1,619,500
EMPLOYEE BENEFITS	546,634	596,300	612,300	633,900	658,200
<b>TOTAL PERSONAL SERVICES</b>	<b>2,012,754</b>	<b>2,173,300</b>	<b>2,162,000</b>	<b>2,261,100</b>	<b>2,277,700</b>
<b>OTHER SERVICES &amp; CHARGES</b>					
PROF & TECH SERVICES	32,663	60,800	31,000	107,800	122,700
PROPERTY SERVICES	36,523	43,100	42,100	38,200	53,900
OTHER SERVICES	67,425	70,200	69,500	82,900	101,600
<b>TOTAL OTHER SERVICES &amp; CHARGES</b>	<b>136,611</b>	<b>174,100</b>	<b>142,600</b>	<b>228,900</b>	<b>278,200</b>
<b>MATERIALS &amp; SUPPLIES</b>	<b>45,348</b>	<b>44,800</b>	<b>52,400</b>	<b>54,500</b>	<b>73,400</b>
<b>TOTAL</b>	<b>2,194,713</b>	<b>2,392,200</b>	<b>2,357,000</b>	<b>2,544,500</b>	<b>2,629,300</b>

CITY OF BROKEN ARROW  
GENERAL FUND  
DEVELOPMENT SERVICES DEPARTMENT  
One Stop Center Division

ACCOUNT NUMBER/DESCRIPTION	FISCAL YEAR		FISCAL YEAR	FISCAL YEAR	
	2013	2014	2014	2015	2016
	ACTUAL	BUDGET	ESTIMATED	BUDGET	FINANCIAL PLAN
010-1400-419.10-04 REGULAR	745,996	761,300	744,700	759,600	780,100
010-1400-419.10-05 VARIABLE PAY PROGRAM	987	1,500	4,700	0	1,500
010-1400-419.10-11 OVERTIME	2,139	1,000	5,000	3,000	6,000
010-1400-419.10-19 INJURY PAY	0	0	2,200	0	0
SALARIES AND WAGES	<u>749,122</u>	<u>763,800</u>	<u>756,600</u>	<u>762,600</u>	<u>787,600</u>
010-1400-419.20-10 LONGEVITY	18,000	19,100	18,400	19,100	20,100
010-1400-419.20-12 EDUCATION/PERFORMANCE	2,831	2,100	1,700	1,500	2,400
010-1400-419.20-21 SOCIAL SECURITY	55,739	56,400	56,500	52,500	53,000
010-1400-419.20-22 RETIREMENT	69,427	75,800	75,800	79,400	80,300
010-1400-419.20-26 INSURANCE	150,768	164,300	157,900	172,200	180,600
010-1400-419.20-41 CELL PHONE ALLOWANCE	1,104	1,100	1,200	1,200	1,200
EMPLOYEE BENEFITS	<u>297,869</u>	<u>318,800</u>	<u>311,500</u>	<u>325,900</u>	<u>337,600</u>
PERSONAL SERVICES	<u>1,046,991</u>	<u>1,082,600</u>	<u>1,068,100</u>	<u>1,088,500</u>	<u>1,125,200</u>
010-1400-419.30-11 REG. FEES & CERTIFICATION	6,531	5,000	9,500	14,400	14,400
010-1400-419.30-85 MEMBERSHIP DUES	2,694	3,200	3,700	4,100	3,900
010-1400-419.30-87 PROFESSIONAL SERVICES	15,170	42,400	10,000	80,800	95,800
PROF & TECH SERVICES	<u>24,395</u>	<u>50,600</u>	<u>23,200</u>	<u>99,300</u>	<u>114,100</u>
010-1400-419.40-20 VEHICLE REPAIR	125	1,300	800	800	1,000
010-1400-419.40-28 MISC CONTRACT SERVICES	0	200	200	0	0
010-1400-419.40-31 UNIFORM RENTAL/SERVICES	662	800	800	800	800
010-1400-419.40-33 OTHER RENTAL	1,749	3,000	3,000	3,000	3,000
010-1400-419.40-55 MAINTENANCE SERVICES	31,104	34,200	33,200	30,200	45,200
PROPERTY SERVICES	<u>33,640</u>	<u>39,500</u>	<u>38,000</u>	<u>34,800</u>	<u>50,000</u>
010-1400-419.50-03 TRAVEL & EXPENSES	2,296	4,700	6,800	9,300	15,200
010-1400-419.50-05 LEGAL PUBLICATIONS	0	500	0	100	100
010-1400-419.50-22 TELEPHONE	2,574	3,600	2,900	3,600	4,800
010-1400-419.50-36 PRINTING SERVICES	0	100	100	100	100
010-1400-419.50-37 TEMPORARY SERVICES	717	0	0	0	0
010-1400-419.50-54 OUTSIDE DATA SERVICES	894	1,900	2,200	2,700	2,800
010-1400-419.50-55 CREDIT CARD CHARGES	1,436	2,400	2,400	2,400	2,400
010-1400-419.50-85 OVERHEAD FEE	44,208	44,200	44,200	44,200	44,200
OTHER SERVICES	<u>52,125</u>	<u>57,400</u>	<u>58,600</u>	<u>62,400</u>	<u>69,600</u>
OTHER SERVICES & CHARGES	<u>110,160</u>	<u>147,500</u>	<u>119,800</u>	<u>196,500</u>	<u>233,700</u>

CITY OF BROKEN ARROW  
GENERAL FUND  
DEVELOPMENT SERVICES DEPARTMENT  
One Stop Center Division

ACCOUNT NUMBER/DESCRIPTION	FISCAL YEAR	FISCAL YEAR	FISCAL YEAR	FISCAL YEAR	FISCAL YEAR
	2013 ACTUAL	2014 BUDGET	2014 ESTIMATED ACTUAL	2015 BUDGET	2016 FINANCIAL PLAN
010-1400-419.60-03 OFFICE SUPPLIES	7,189	7,500	9,800	8,500	10,000
010-1400-419.60-10 UNIFORMS	134	400	300	300	500
010-1400-419.60-19 TIRES & TUBES	257	600	1,100	1,200	1,200
010-1400-419.60-20 VEHICLE REPAIR PARTS	1,492	1,500	800	1,500	1,500
010-1400-419.60-21 FUEL & LUBRICANTS	5,502	3,500	6,800	7,000	7,000
010-1400-419.60-23 MATERIAL & SUPPLIES	1,576	1,000	800	1,400	800
010-1400-419.60-24 OTHER EQUIPMENT	2,423	3,500	5,700	4,400	14,400
010-1400-419.60-28 BOOKS, MAGS, & SUBSCRIPT. MATERIAL & SUPPLIES	251	600	100	300	300
	<u>18,824</u>	<u>18,600</u>	<u>25,400</u>	<u>24,600</u>	<u>35,700</u>
ONE STOP CENTER	<u>1,175,975</u>	<u>1,248,700</u>	<u>1,213,300</u>	<u>1,309,600</u>	<u>1,394,600</u>

CITY OF BROKEN ARROW  
GENERAL FUND  
DEVELOPMENT SERVICES DEPARTMENT  
Planning Division

ACCOUNT NUMBER/DESCRIPTION	FISCAL YEAR	FISCAL YEAR	FISCAL YEAR	FISCAL YEAR	FISCAL YEAR
	2013 ACTUAL	2014 BUDGET	2014 ESTIMATED ACTUAL	2015 BUDGET	2016 FINANCIAL PLAN
010-1410-419.10-04 REGULAR	314,743	379,500	361,600	430,400	375,900
010-1410-419.10-05 VARIABLE PAY PROGRAM	0	0	1,800	2,300	0
010-1410-419.10-08 PART TIME & TEMPORARY	7,572	13,500	13,500		8,900
010-1410-419.10-11 OVERTIME	603	0	1,500	3,500	2,500
<b>SALARIES AND WAGES</b>	<b>322,918</b>	<b>393,000</b>	<b>378,400</b>	<b>436,200</b>	<b>387,300</b>
010-1410-419.20-10 LONGEVITY	8,008	6,900	6,300	6,700	7,100
010-1410-419.20-12 EDUCATION/PERFORMANCE	4,382	6,300	6,200	5,700	8,000
010-1410-419.20-21 SOCIAL SECURITY	24,703	30,200	28,900	26,800	27,000
010-1410-419.20-22 RETIREMENT	29,143	38,000	36,700	38,700	38,900
010-1410-419.20-26 INSURANCE	43,306	50,900	64,700	68,700	72,000
<b>EMPLOYEE BENEFITS</b>	<b>109,542</b>	<b>132,300</b>	<b>142,800</b>	<b>146,600</b>	<b>153,000</b>
<b>PERSONAL SERVICES</b>	<b>432,460</b>	<b>525,300</b>	<b>521,200</b>	<b>582,800</b>	<b>540,300</b>
010-1410-419.30-11 REG. FEES & CERTIFICATION	1,900	3,800	2,700	3,800	3,800
010-1410-419.30-85 MEMBERSHIP DUES	415	1,500	1,100	1,500	1,600
<b>PROF &amp; TECH SERVICES</b>	<b>2,315</b>	<b>5,300</b>	<b>3,800</b>	<b>5,300</b>	<b>5,400</b>
010-1410-419.50-03 TRAVEL & EXPENSES	2,778	3,800	3,800	5,000	5,600
010-1410-419.50-05 LEGAL PUBLICATIONS	122	1,500	1,200	1,100	2,300
010-1410-419.50-36 PRINTING SERVICES	0	300	300	300	7,800
010-1410-419.50-37 TEMPORARY SERVICES	8,042	0	0	0	0
<b>OTHER SERVICES</b>	<b>10,942</b>	<b>5,600</b>	<b>5,300</b>	<b>6,400</b>	<b>15,700</b>
<b>OTHER SERVICES &amp; CHARGES</b>	<b>13,257</b>	<b>10,900</b>	<b>9,100</b>	<b>11,700</b>	<b>21,100</b>
010-1410-419.60-03 OFFICE SUPPLIES	6	0	0	0	0
010-1410-419.60-23 MATERIAL & SUPPLIES	381	500	500	1,200	1,200
010-1410-419.60-24 OTHER EQUIPMENT	281	900	700	1,400	1,400
010-1410-419.60-28 BOOKS, MAGS, & SUBSCRIPT.	276	500	500	600	600
<b>MATERIAL &amp; SUPPLIES</b>	<b>944</b>	<b>1,900</b>	<b>1,700</b>	<b>3,200</b>	<b>3,200</b>
<b>PLANNING</b>	<b>446,661</b>	<b>538,100</b>	<b>532,000</b>	<b>597,700</b>	<b>564,600</b>

CITY OF BROKEN ARROW  
GENERAL FUND  
DEVELOPMENT SERVICES DEPARTMENT  
Inspections Division

ACCOUNT NUMBER/DESCRIPTION	FISCAL YEAR	FISCAL YEAR	FISCAL YEAR	FISCAL YEAR	FISCAL YEAR
	2013	2014	2014	2015	2016
	ACTUAL	BUDGET	ESTIMATED	BUDGET	FINANCIAL
			ACTUAL		PLAN
010-1415-424.10-04 REGULAR	390,237	417,100	412,100	427,400	442,400
010-1415-424.10-05 VARIABLE PAY PROGRAM	2,817	2,900	1,000	0	1,200
010-1415-424.10-11 OVERTIME	779	200	1,200	1,000	1,000
010-1415-424.10-19 INJURY PAY	247	0	400	0	0
<b>SALARIES AND WAGES</b>	<b>394,080</b>	<b>420,200</b>	<b>414,700</b>	<b>428,400</b>	<b>444,600</b>
010-1415-424.20-10 LONGEVITY	7,450	7,600	8,300	9,000	9,600
010-1415-424.20-21 SOCIAL SECURITY	29,763	31,600	31,300	32,500	33,300
010-1415-424.20-22 RETIREMENT	36,165	41,100	41,100	44,200	45,300
010-1415-424.20-26 INSURANCE	65,293	64,300	76,700	75,100	78,800
010-1415-424.20-41 CELL PHONE ALLOWANCE	552	600	600	600	600
<b>EMPLOYEE BENEFITS</b>	<b>139,223</b>	<b>145,200</b>	<b>158,000</b>	<b>161,400</b>	<b>167,600</b>
<b>PERSONAL SERVICES</b>	<b>533,303</b>	<b>565,400</b>	<b>572,700</b>	<b>589,800</b>	<b>612,200</b>
010-1415-424.30-11 REG. FEES & CERTIFICATION	5,953	4,500	3,500	3,000	3,000
010-1415-424.30-85 MEMBERSHIP DUES	0	400	400	200	200
010-1415-424.30-87 PROFESSIONAL SERVICES	0	0	100	0	0
<b>PROF &amp; TECH SERVICES</b>	<b>5,953</b>	<b>4,900</b>	<b>4,000</b>	<b>3,200</b>	<b>3,200</b>
010-1415-424.40-20 VEHICLE REPAIR	803	1,000	1,000	1,000	1,000
010-1415-424.40-31 UNIFORM RENTAL/SERVICES	1,385	1,800	1,300	1,600	2,100
010-1415-424.40-33 OTHER RENTAL	695	600	600	600	600
010-1415-424.40-55 MAINTENANCE SERVICES	0	200	1,200	200	200
<b>PROPERTY SERVICES</b>	<b>2,883</b>	<b>3,600</b>	<b>4,100</b>	<b>3,400</b>	<b>3,900</b>
010-1415-424.50-03 TRAVEL & EXPENSES	784	2,400	2,000	5,000	5,500
010-1415-424.50-22 TELEPHONE	3,574	4,800	3,600	9,100	10,800
<b>OTHER SERVICES</b>	<b>4,358</b>	<b>7,200</b>	<b>5,600</b>	<b>14,100</b>	<b>16,300</b>
<b>OTHER SERVICES &amp; CHARGES</b>	<b>13,194</b>	<b>15,700</b>	<b>13,700</b>	<b>20,700</b>	<b>23,400</b>
010-1415-424.60-10 UNIFORMS	672	900	900	800	900
010-1415-424.60-19 TIRES & TUBES	1,728	1,800	1,800	1,800	1,800
010-1415-424.60-20 VEHICLE REPAIR PARTS	673	1,500	1,500	1,500	1,500
010-1415-424.60-21 FUEL & LUBRICANTS	16,998	15,000	15,000	17,000	18,000
010-1415-424.60-23 MATERIAL & SUPPLIES	547	300	1,300	300	300
010-1415-424.60-24 OTHER EQUIPMENT	1,410	1,800	2,800	2,300	10,000
010-1415-424.60-28 BOOKS, MAGS, & SUBSCRIPT.	3,552	3,000	2,000	3,000	2,000
<b>MATERIAL &amp; SUPPLIES</b>	<b>25,580</b>	<b>24,300</b>	<b>25,300</b>	<b>26,700</b>	<b>34,500</b>
<b>INSPECTIONS</b>	<b>572,077</b>	<b>605,400</b>	<b>611,700</b>	<b>637,200</b>	<b>670,100</b>
<b>DEVELOPMENT SERVICES</b>	<b>2,194,713</b>	<b>2,392,200</b>	<b>2,357,000</b>	<b>2,544,500</b>	<b>2,629,300</b>

## GENERAL GOVERNMENT

**PURPOSE:**

The General Government program assembles all general purpose expenditure requirements that are not chargeable to specific departments. These expenditures do not include any personnel costs except for unemployment benefits but do include maintenance for City Hall, fueling and maintenance of pool vehicles, expenditures relating to conducting the City's business by City Council members and other general expenses for the operation of City Hall including printing and postage.

### FINANCIAL HIGHLIGHTS

	FISCAL YEAR 2013 ACTUAL	FISCAL YEAR 2014 BUDGET	FISCAL YEAR 2014 ESTIMATED ACTUAL	FISCAL YEAR 2015 BUDGET	FISCAL YEAR 2016 FINANCIAL PLAN
<b>PERSONAL SERVICES:</b>					
SALARIES & WAGES					
EMPLOYEE BENEFITS	1,114	10,000	8,700	10,000	10,000
<b>TOTAL PERSONAL SERVICES</b>	<b>1,114</b>	<b>10,000</b>	<b>8,700</b>	<b>10,000</b>	<b>10,000</b>
<b>OTHER SERVICES &amp; CHARGES</b>					
PROF & TECH SERVICES	268,049	458,300	327,700	493,300	493,300
PROPERTY SERVICES	280,053	336,900	299,000	344,100	344,100
OTHER SERVICES	1,105,466	1,125,400	1,276,400	1,124,000	1,124,000
<b>TOTAL OTHER SERVICES &amp; CHARGES</b>	<b>1,653,568</b>	<b>1,920,600</b>	<b>1,903,100</b>	<b>1,961,400</b>	<b>1,961,400</b>
<b>MATERIALS &amp; SUPPLIES</b>	<b>36,767</b>	<b>61,000</b>	<b>30,600</b>	<b>57,000</b>	<b>57,000</b>
<b>TOTAL</b>	<b>1,691,449</b>	<b>1,991,600</b>	<b>1,942,400</b>	<b>2,028,400</b>	<b>2,028,400</b>



**CITY OF BROKEN ARROW  
GENERAL FUND  
GENERAL GOVERNMENT**

ACCOUNT NUMBER/DESCRIPTION	FISCAL YEAR	FISCAL YEAR	FISCAL YEAR	FISCAL YEAR	FISCAL YEAR
	2013 ACTUAL	2014 BUDGET	2014 ESTIMATED ACTUAL	2015 BUDGET	2016 FINANCIAL PLAN
010-1700-419.20-25 UNEMPLOYMENT COMPENSATION	1,114	10,000	8,000	10,000	10,000
010-1700-419.20-28 PCORI FEE	0	0	700	0	0
EMPLOYEE BENEFITS	1,114	10,000	8,700	10,000	10,000
PERSONAL SERVICES	1,114	10,000	8,700	10,000	10,000
010-1700-419.30-08 LEGAL EXPENSES - LABOR	31,452	50,000	55,000	50,000	50,000
010-1700-419.30-09 LEGAL EXPENSE LITIGATION	0	50,000	10,000	50,000	50,000
010-1700-419.30-11 REG. FEES & CERTIFICATION	11,238	14,600	14,000	14,600	14,600
010-1700-419.30-83 ELECTIONS	520	60,000	0	90,000	90,000
010-1700-419.30-85 MEMBERSHIP DUES	81,778	82,700	82,700	82,700	82,700
010-1700-419.30-87 PROFESSIONAL SERVICES	143,061	201,000	166,000	206,000	206,000
PROF & TECH SERVICES	268,049	458,300	327,700	493,300	493,300
010-1700-419.40-07 PROPERTY MAINTENANCE	9,900	30,000	8,500	30,000	30,000
010-1700-419.40-17 B.P. MAINTENANCE	0	5,000	1,000	5,000	5,000
010-1700-419.40-20 VEHICLE REPAIR	616	3,000	1,000	3,000	3,000
010-1700-419.40-28 MISC CONTRACT SERVICES	209,245	229,000	210,000	229,000	229,000
010-1700-419.40-33 OTHER RENTAL	12,554	13,000	17,500	15,100	15,100
010-1700-419.40-55 MAINTENANCE SERVICES	47,738	56,900	61,000	62,000	62,000
PROPERTY SERVICES	280,053	336,900	299,000	344,100	344,100
010-1700-419.50-03 TRAVEL & EXPENSES	16,121	25,000	35,000	25,000	25,000
010-1700-419.50-05 LEGAL PUBLICATIONS	17,173	20,000	15,000	20,000	20,000
010-1700-419.50-06 VEHICLE REPAIR TORT	7,788	12,000	25,000	12,000	12,000
010-1700-419.50-09 MISCELLANEOUS TORT CLAIMS	6,079	15,000	10,000	15,000	15,000
010-1700-419.50-10 SERVICE CONTRACTS	105,120	95,000	95,000	27,000	27,000
010-1700-419.50-11 WORKERS COMP	540,000	662,400	662,400	665,000	665,000
010-1700-419.50-22 TELEPHONE	8,022	11,000	10,000	10,000	10,000
010-1700-419.50-24 UTILITIES (ONG)	3,606	7,500	4,500	7,500	7,500
010-1700-419.50-25 UTILITIES (PSO)	21,093	30,000	27,000	30,000	30,000
010-1700-419.50-36 PRINTING SERVICES	39,555	40,000	37,000	40,000	40,000
010-1700-419.50-39 POSTAGE	38,180	50,000	46,000	50,000	50,000
010-1700-419.50-54 OUTSIDE DATA SERVICES	2,410	2,500	2,500	2,500	2,500
010-1700-419.50-70 ECONOMIC DEVELOPMENT	0	15,000	5,000	15,000	15,000
010-1700-419.50-76 INSURANCE-GENERAL	80,064	80,000	142,000	145,000	145,000
010-1700-419.50-86 MISCELLANEOUS	214,191	40,000	150,000	40,000	40,000
010-1700-419.50-89 EMPLOYEE/CITIZEN ACTIVITY	6,064	20,000	10,000	20,000	20,000
OTHER SERVICES	1,105,466	1,125,400	1,276,400	1,124,000	1,124,000
OTHER SERVICES & CHARGES	1,653,568	1,920,600	1,903,100	1,961,400	1,961,400

CITY OF BROKEN ARROW  
GENERAL FUND  
GENERAL GOVERNMENT

ACCOUNT NUMBER/DESCRIPTION	FISCAL YEAR	FISCAL YEAR	FISCAL YEAR	FISCAL YEAR	FISCAL YEAR
	2013 ACTUAL	2014 BUDGET	2014 ESTIMATED ACTUAL	2015 BUDGET	2016 FINANCIAL PLAN
010-1700-419.60-03 OFFICE SUPPLIES	543	500	400	500	500
010-1700-419.60-17 B.P. MAINTENANCE SUPPLIES	202	5,000	1,000	5,000	5,000
010-1700-419.60-18 BLDG MATERIAL & SUPPLIES	5,881	6,000	5,500	20,000	20,000
010-1700-419.60-19 TIRES & TUBES	865	2,000	1,500	2,000	2,000
010-1700-419.60-20 VEHICLE REPAIR PARTS	2,457	3,000	2,500	3,000	3,000
010-1700-419.60-21 FUEL & LUBRICANTS	9,091	10,000	9,100	10,000	10,000
010-1700-419.60-23 MATERIAL & SUPPLIES	1,647	18,000	0	0	0
010-1700-419.60-24 OTHER EQUIPMENT	2,926	2,000	1,000	2,000	2,000
010-1700-419.60-28 BOOKS, MAGS, & SUBSCRIPT.	0	500	100	500	500
010-1700-419.60-30 JANITORIAL SUPPLIES	13,155	14,000	9,500	14,000	14,000
MATERIALS & SUPPLIES	<u>36,767</u>	<u>61,000</u>	<u>30,600</u>	<u>57,000</u>	<u>57,000</u>
 GENERAL GOVERNMENT	 <u>1,691,449</u>	 <u>1,991,600</u>	 <u>1,942,400</u>	 <u>2,028,400</u>	 <u>2,028,400</u>

## POLICE DEPARTMENT

**DIVISIONS:**

Police

Communications

Records

Animal Control

Jail Operations

**PURPOSE:**

To create an atmosphere of safety and security in the community by providing a continuation of proactive police service to all citizens. Functions of the department include preserving the peace, apprehending criminal offenders, recognizing that crime prevention and reduction of fear is a priority, committing to professionalism in all aspects of departmental operations and maintaining the highest standard of integrity. The Department operates under the philosophy of community policing. The Department provides additional law enforcement support services such as emergency communications, records management, jail services and animal control.

### FINANCIAL HIGHLIGHTS

	FISCAL YEAR 2013 ACTUAL	FISCAL YEAR 2014 BUDGET	FISCAL YEAR 2014 ESTIMATED ACTUAL	FISCAL YEAR 2015 BUDGET	FISCAL YEAR 2016 FINANCIAL PLAN
<b>PERSONAL SERVICES:</b>					
SALARIES & WAGES	10,535,604	11,430,300	11,025,700	11,845,300	11,893,900
EMPLOYEE BENEFITS	4,300,938	4,781,000	4,607,500	4,872,900	5,010,300
<b>TOTAL PERSONAL SERVICES</b>	<b>14,836,542</b>	<b>16,211,300</b>	<b>15,633,200</b>	<b>16,718,200</b>	<b>16,904,200</b>
<b>OTHER SERVICES &amp; CHARGES</b>					
PROF & TECH SERVICES	73,638	162,100	145,500	198,200	208,600
PROPERTY SERVICES	399,020	514,100	531,500	551,000	625,500
OTHER SERVICES	412,409	750,000	539,600	696,000	700,200
<b>TOTAL OTHER SERVICES &amp; CHARGES</b>	<b>885,067</b>	<b>1,426,200</b>	<b>1,216,600</b>	<b>1,445,200</b>	<b>1,534,300</b>
<b>MATERIALS &amp; SUPPLIES</b>	<b>812,572</b>	<b>876,600</b>	<b>902,100</b>	<b>923,800</b>	<b>971,000</b>
<b>TOTAL</b>	<b>16,534,181</b>	<b>18,514,100</b>	<b>17,751,900</b>	<b>19,087,200</b>	<b>19,409,500</b>

CITY OF BROKEN ARROW  
GENERAL FUND  
POLICE DEPARTMENT  
Police Division

ACCOUNT NUMBER/DESCRIPTION	FISCAL YEAR		FISCAL YEAR	FISCAL YEAR	
	2013	2014	2014	2015	2016
	ACTUAL	BUDGET	ESTIMATED	BUDGET	FINANCIAL
			ACTUAL		PLAN
010-3001-421.10-04 REGULAR	8,208,220	8,967,500	8,660,200	9,293,200	9,364,300
010-3001-421.10-05 VARIABLE PAY PROGRAM	0	0	1,700	0	0
010-3001-421.10-08 PART TIME & TEMPORARY	38,859	32,800	45,900	33,000	33,800
010-3001-421.10-11 OVERTIME	453,512	477,800	400,000	400,000	412,000
010-3001-421.10-19 INJURY PAY	10,969	0	28,800	0	0
<b>SALARIES AND WAGES</b>	<b>8,711,560</b>	<b>9,478,100</b>	<b>9,136,600</b>	<b>9,726,200</b>	<b>9,810,100</b>
010-3001-421.20-10 LONGEVITY	159,692	165,700	162,400	167,900	177,500
010-3001-421.20-12 EDUCATION/PERFORMANCE	93,327	91,500	100,000	98,500	98,500
010-3001-421.20-21 SOCIAL SECURITY	676,909	695,800	704,700	686,400	691,800
010-3001-421.20-22 RETIREMENT	39,447	43,100	43,700	45,400	45,900
010-3001-421.20-23 PENSION (POLICE)	1,048,344	1,128,500	1,112,400	1,171,800	1,181,000
010-3001-421.20-26 INSURANCE	1,318,089	1,554,700	1,452,500	1,599,900	1,678,900
010-3001-421.20-27 UNIFORM MAINTENANCE	521	600	600	6,800	6,800
010-3001-421.20-28 UNIFORM ALLOWANCE	178,500	175,500	180,000	178,500	178,500
010-3001-421.20-41 CELL PHONE ALLOWANCE	1,380	1,700	1,700	1,700	1,700
<b>EMPLOYEE BENEFITS</b>	<b>3,516,209</b>	<b>3,857,100</b>	<b>3,758,000</b>	<b>3,956,900</b>	<b>4,060,600</b>
<b>PERSONAL SERVICES</b>	<b>12,227,769</b>	<b>13,335,200</b>	<b>12,894,600</b>	<b>13,683,100</b>	<b>13,870,700</b>
010-3001-421.30-11 REG. FEES & CERTIFICATION	25,940	34,900	29,000	39,200	41,000
010-3001-421.30-85 MEMBERSHIP DUES	2,450	2,400	2,400	1,800	1,800
010-3001-421.30-87 PROFESSIONAL SERVICES	20,363	63,500	55,000	70,700	73,100
<b>PROF &amp; TECH SERVICES</b>	<b>48,753</b>	<b>100,800</b>	<b>86,400</b>	<b>111,700</b>	<b>115,900</b>
010-3001-421.40-07 BUILDING MAINTENANCE	21,686	56,900	52,300	27,000	59,300
010-3001-421.40-20 VEHICLE REPAIR	30,519	36,800	48,800	42,400	47,700
010-3001-421.40-28 MISC. CONTRACT SERVICES	1,497	1,500	1,500	45,600	45,600
010-3001-421.40-29 OTHER EQUIPMENT REPAIR	2,190	4,000	2,900	3,000	7,500
010-3001-421.40-32 EQUIPMENT RENTAL	107	200	200	200	200
010-3001-421.40-33 OTHER RENTAL	4,111	8,700	8,700	10,000	10,000
010-3001-421.40-55 MAINTENANCE SERVICES	205,266	215,100	219,400	220,000	230,100
<b>PROPERTY SERVICES</b>	<b>265,376</b>	<b>323,200</b>	<b>333,800</b>	<b>348,200</b>	<b>400,400</b>

CITY OF BROKEN ARROW  
GENERAL FUND  
POLICE DEPARTMENT  
Police Division

ACCOUNT NUMBER/DESCRIPTION	FISCAL YEAR	FISCAL YEAR	FISCAL YEAR	FISCAL YEAR	FISCAL YEAR
	2013	2014	2014	2015	2016
	ACTUAL	BUDGET	ESTIMATED	BUDGET	FINANCIAL
			ACTUAL		PLAN
010-3001-421.50-03 TRAVEL & EXPENSES	13,684	32,200	18,700	23,000	34,800
010-3001-421.50-10 SERVICE CONTRACT	35,600	60,600	60,600	60,600	60,600
010-3001-421.50-22 TELEPHONE	138,278	115,000	168,000	159,000	179,000
010-3001-421.50-23 OTHER UTILITIES	4,470	4,500	7,000	4,800	5,000
010-3001-421.50-24 UTILITIES (ONG)	25,968	81,000	37,000	68,000	70,000
010-3001-421.50-25 UTILITIES (PSO)	107,098	337,500	150,000	270,000	290,000
010-3001-421.50-30 HAZARDOUS WASTE DISPOSAL	0	5,000	5,000	5,000	5,000
010-3001-421.50-36 PRINTING SERVICES	0	200	200	200	200
010-3001-421.50-54 OUTSIDE DATA SERVICES	2,378	7,400	5,900	8,400	8,400
010-3001-421.50-85 OVERHEAD FEE	53,700	53,700	53,700	53,700	0
010-3001-421.50-89 EMPLOYEE/CITIZEN ACTIVITY	4,850	4,700	3,900	9,500	10,700
OTHER SERVICES	<u>386,026</u>	<u>701,800</u>	<u>510,000</u>	<u>662,200</u>	<u>663,700</u>
OTHER SERVICES & CHARGES	<u>700,155</u>	<u>1,125,800</u>	<u>930,200</u>	<u>1,122,100</u>	<u>1,180,000</u>
010-3001-421.60-03 OFFICE SUPPLIES	15,650	14,000	14,000	14,500	16,000
010-3001-421.60-10 UNIFORMS	61,589	60,650	72,800	58,800	48,000
010-3001-421.60-11 PROTECTIVE CLOTHING	4,775	24,800	25,600	30,200	17,200
010-3001-421.60-18 BLDG MATERIAL & SUPPLIES	5,225	3,700	7,500	5,500	5,500
010-3001-421.60-19 TIRES & TUBES	26,014	16,200	30,000	21,700	23,700
010-3001-421.60-20 VEHICLE REPAIR PARTS	138,074	90,600	100,000	102,500	106,000
010-3001-421.60-21 FUEL & LUBRICANTS	371,291	375,000	350,000	375,000	409,500
010-3001-421.60-23 MATERIAL & SUPPLIES	24,291	15,800	17,000	20,000	20,500
010-3001-421.60-24 OTHER EQUIPMENT	37,762	23,200	25,200	29,200	25,400
010-3001-421.60-28 BOOKS, MAGS, & SUBSCRIPT.	571	900	400	1,100	1,100
010-3001-421.60-30 JANITORIAL SUPPLIES	334	5,500	6,000	300	4,300
010-3001-421.60-31 OTHER EQUIP PARTS/MAINT	11	0	0	0	0
010-3001-421.60-32 FIRING RANGE SUPPLIES	30,412	114,750	120,300	93,400	98,400
010-3001-421.60-47 CANINE UNIT EXPENSE	1,585	3,600	3,200	3,600	3,600
010-3001-421.60-50 RADIO MAINTENANCE	4,253	0	600	0	0
010-3001-421.60-55 PHOTO LAB & INVESTIGATION	2,847	3,300	3,300	7,800	7,800
MATERIALS & SUPPLIES	<u>724,684</u>	<u>752,000</u>	<u>775,900</u>	<u>763,600</u>	<u>787,000</u>
POLICE	<u>13,652,608</u>	<u>15,213,000</u>	<u>14,600,700</u>	<u>15,568,800</u>	<u>15,837,700</u>

CITY OF BROKEN ARROW  
GENERAL FUND  
POLICE DEPARTMENT  
Communications Division

ACCOUNT NUMBER/DESCRIPTION	FISCAL YEAR		FISCAL YEAR	FISCAL YEAR	
	2013	2014	2014	2015	2016
	ACTUAL	BUDGET	ESTIMATED	BUDGET	FINANCIAL PLAN
010-3006-421.10-04 REGULAR	880,622	971,600	935,500	1,095,600	1,025,800
010-3006-421.10-11 OVERTIME	82,634	57,200	55,700	57,200	58,900
010-3006-421.10-19 INJURY PAY	281	0	0	0	0
<b>SALARIES AND WAGES</b>	<b>963,537</b>	<b>1,028,800</b>	<b>991,200</b>	<b>1,152,800</b>	<b>1,084,700</b>
010-3006-421.20-10 LONGEVITY	21,300	22,000	23,400	24,800	26,100
010-3006-421.20-12 EDUCATION/PERFORMANCE	4,998	5,000	5,000	5,000	5,000
010-3006-421.20-21 SOCIAL SECURITY	72,571	72,700	73,200	71,700	72,500
010-3006-421.20-22 RETIREMENT	71,170	77,600	77,000	83,800	84,900
010-3006-421.20-23 PENSION (POLICE)	24,622	24,900	25,400	26,500	26,500
010-3006-421.20-26 INSURANCE	195,119	247,700	225,200	259,900	272,700
010-3006-421.20-28 UNIFORM ALLOWANCE	3,000	3,000	3,000	3,000	3,000
010-3006-421.20-41 CELL PHONE ALLOWANCE	553	600	600	600	600
<b>EMPLOYEE BENEFITS</b>	<b>393,333</b>	<b>453,500</b>	<b>432,800</b>	<b>475,300</b>	<b>491,300</b>
<b>PERSONAL SERVICES</b>	<b>1,356,870</b>	<b>1,482,300</b>	<b>1,424,000</b>	<b>1,628,100</b>	<b>1,576,000</b>
010-3006-421.30-11 REG. FEES & CERTIFICATION	6,384	11,800	6,000	15,400	17,900
010-3006-421.30-85 MEMBERSHIP DUES	682	1,200	1,200	1,200	1,300
010-3006-421.30-87 PROFESSIONAL SERVICES	1,341	1,800	1,800	4,000	6,700
<b>PROF &amp; TECH SERVICES</b>	<b>8,407</b>	<b>14,800</b>	<b>9,000</b>	<b>20,600</b>	<b>25,900</b>
010-3006-421.40-29 OTHER EQUIPMENT REPAIR	0	0	0	0	0
010-3006-421.40-50 RADIO MAINTENANCE-OUTSIDE	1,064	2,000	2,000	2,000	4,000
010-3006-421.40-55 MAINTENANCE SERVICES	121,530	172,200	174,900	177,100	196,900
<b>PROPERTY SERVICES</b>	<b>122,594</b>	<b>174,200</b>	<b>176,900</b>	<b>179,100</b>	<b>200,900</b>
010-3006-421.50-03 TRAVEL & EXPENSES	5,556	19,300	5,100	4,700	5,800
010-3006-421.50-39 POSTAGE	4	0	0	0	0
010-3006-421.50-54 OUTSIDE DATA SERVICES	4,812	4,900	4,900	5,100	5,700
010-3006-421.50-86 MISCELLANEOUS	0	1,000	1,000	1,000	2,000
010-3006-421.50-89 EMPLOYEE/CITIZEN ACTIVITY	725	0	0	0	0
<b>OTHER SERVICES</b>	<b>11,097</b>	<b>25,200</b>	<b>11,000</b>	<b>10,800</b>	<b>13,500</b>
<b>OTHER SERVICES &amp; CHARGES</b>	<b>142,098</b>	<b>214,200</b>	<b>196,900</b>	<b>210,500</b>	<b>240,300</b>
010-3006-421.60-03 OFFICE SUPPLIES	2,188	2,500	2,500	3,000	3,000
010-3006-421.60-10 UNIFORMS	0	0	0	6,700	8,800
010-3006-421.60-23 MATERIAL & SUPPLIES	1,713	2,800	2,600	2,800	4,900
010-3006-421.60-24 OTHER EQUIPMENT	2,666	5,500	5,500	15,200	18,800
010-3006-421.60-28 BOOKS, MAGS, & SUBSCRIPT.	254	4,000	1,500	4,000	6,100
010-3006-421.60-50 RADIO MAINTENANCE	1,936	15,000	15,000	10,000	25,000
<b>MATERIALS &amp; SUPPLIES</b>	<b>8,757</b>	<b>29,800</b>	<b>27,100</b>	<b>41,700</b>	<b>66,600</b>
<b>COMMUNICATIONS</b>	<b>1,507,725</b>	<b>1,726,300</b>	<b>1,648,000</b>	<b>1,880,300</b>	<b>1,882,900</b>

CITY OF BROKEN ARROW  
GENERAL FUND  
POLICE DEPARTMENT  
Jail Division

ACCOUNT NUMBER/DESCRIPTION	FISCAL YEAR	FISCAL YEAR	FISCAL YEAR	FISCAL YEAR	FISCAL YEAR
	2013 ACTUAL	2014 BUDGET	2014 ESTIMATED ACTUAL	2015 BUDGET	2016 FINANCIAL PLAN
010-3008-421.10-04 REGULAR	496,383	547,400	539,400	555,900	575,500
010-3008-421.10-08 PART TIME & TEMPORARY	1,856	2,100	1,900	28,100	28,100
010-3008-421.10-11 OVERTIME	33,864	36,400	23,500	36,400	37,500
010-3008-421.10-19 INJURY PAY	557	0	0	0	0
<b>SALARIES AND WAGES</b>	<b>532,660</b>	<b>585,900</b>	<b>564,800</b>	<b>620,400</b>	<b>641,100</b>
010-3008-421.20-10 LONGEVITY	4,150	4,100	3,800	4,700	5,200
010-3008-421.20-12 EDUCATION/PERFORMANCE	1,607	2,400	0	0	0
010-3008-421.20-21 SOCIAL SECURITY	40,384	41,900	43,000	44,800	45,900
010-3008-421.20-22 RETIREMENT	48,681	54,900	56,400	58,100	59,500
010-3008-421.20-26 INSURANCE	123,381	177,900	132,100	141,500	148,500
010-3008-421.20-27 UNIFORM MAINTENANCE	10,349	14,400	13,600	14,400	14,400
<b>EMPLOYEE BENEFITS</b>	<b>228,552</b>	<b>295,600</b>	<b>248,900</b>	<b>263,500</b>	<b>273,500</b>
<b>PERSONAL SERVICES</b>	<b>761,212</b>	<b>881,500</b>	<b>813,700</b>	<b>883,900</b>	<b>914,600</b>
010-3008-421.30-11 REG. FEES & CERTIFICATION	3,234	2,200	5,600	4,200	4,200
010-3008-421.30-84 MEDICAL VACCINATION	15	200	200	200	200
010-3008-421.30-85 MEMBERSHIP DUES	50	100	100	100	100
010-3008-421.30-87 PROFESSIONAL SERVICES	9,825	16,000	16,000	15,800	16,800
<b>PROF &amp; TECH SERVICES</b>	<b>13,124</b>	<b>18,500</b>	<b>21,900</b>	<b>20,300</b>	<b>21,300</b>
010-3008-421.40-07 BUILDING MAINTENANCE	4,941	4,300	6,200	6,100	6,100
010-3008-421.40-33 OTHER RENTAL	629	900	900	1,000	1,000
010-3008-421.40-55 MAINTENANCE SERVICES	19	100	400	300	300
<b>PROPERTY SERVICES</b>	<b>5,589</b>	<b>5,300</b>	<b>7,500</b>	<b>7,400</b>	<b>7,400</b>
010-3008-421.50-03 TRAVEL & EXPENSES	0	300	0	300	300
<b>OTHER SERVICES</b>	<b>0</b>	<b>300</b>	<b>0</b>	<b>300</b>	<b>300</b>
<b>OTHER SERVICES &amp; CHARGES</b>	<b>18,713</b>	<b>24,100</b>	<b>29,400</b>	<b>28,000</b>	<b>29,000</b>
010-3008-421.60-03 OFFICE SUPPLIES	1,647	1,500	2,000	2,800	2,800
010-3008-421.60-10 UNIFORMS	2,970	3,000	4,000	3,000	3,000
010-3008-421.60-11 PROTECTIVE CLOTHING	1,401	2,000	2,000	2,000	2,200
010-3008-421.60-18 BLDG MATERIAL & SUPPLIES	1,262	4,000	2,200	4,000	4,000
010-3008-421.60-23 MATERIAL & SUPPLIES	31,960	36,000	36,000	36,800	38,400
010-3008-421.60-24 OTHER EQUIPMENT	4,113	1,900	1,900	2,100	2,100
010-3008-421.60-30 JANITORIAL SUPPLIES	1,538	2,000	2,000	2,200	2,200
<b>MATERIALS &amp; SUPPLIES</b>	<b>44,891</b>	<b>50,400</b>	<b>50,100</b>	<b>52,900</b>	<b>54,700</b>
<b>JAIL OPERATIONS</b>	<b>824,816</b>	<b>956,000</b>	<b>893,200</b>	<b>964,800</b>	<b>998,300</b>

CITY OF BROKEN ARROW  
GENERAL FUND  
POLICE DEPARTMENT  
Animal Control Division

ACCOUNT NUMBER/DESCRIPTION	FISCAL YEAR		FISCAL YEAR	FISCAL YEAR	
	2013	2014	2014	2015	2016
	ACTUAL	BUDGET	ESTIMATED	BUDGET	FINANCIAL
			ACTUAL		PLAN
010-3009-421.10-04 REGULAR	229,936	231,900	227,000	237,800	246,200
010-3009-421.10-11 OVERTIME	4,355	7,300	7,800	7,300	7,500
010-3009-421.10-19 INJURY PAY	40	0	100	0	0
<b>SALARIES AND WAGES</b>	<b>234,331</b>	<b>239,200</b>	<b>234,900</b>	<b>245,100</b>	<b>253,700</b>
010-3009-421.20-10 LONGEVITY	2,550	3,300	3,400	4,400	5,000
010-3009-421.20-21 SOCIAL SECURITY	17,082	16,800	17,700	17,700	18,200
010-3009-421.20-22 RETIREMENT	21,736	23,300	24,000	25,000	25,700
010-3009-421.20-26 INSURANCE	79,007	85,200	75,100	81,600	85,700
010-3009-421.20-27 UNIFORM MAINTENANCE	5,474	5,400	5,400	5,400	5,400
<b>EMPLOYEE BENEFITS</b>	<b>125,849</b>	<b>134,000</b>	<b>125,600</b>	<b>134,100</b>	<b>140,000</b>
<b>PERSONAL SERVICES</b>	<b>360,180</b>	<b>373,200</b>	<b>360,500</b>	<b>379,200</b>	<b>393,700</b>
010-3009-421.30-11 REG. FEES & CERTIFICATION	525	1,000	800	1,200	1,200
010-3009-421.30-84 MEDICAL VACCINATION	0	1,300	1,300	2,300	2,300
010-3009-421.30-85 MEMBERSHIP DUES	0	200	0	0	0
010-3009-421.30-87 PROFESSIONAL SERVICES	813	23,400	23,400	40,900	40,900
<b>PROF &amp; TECH SERVICES</b>	<b>1,338</b>	<b>25,900</b>	<b>25,500</b>	<b>44,400</b>	<b>44,400</b>
010-3009-421.40-07 BUILDING MAINTENANCE	1,767	2,500	4,500	3,500	3,500
010-3009-421.40-20 VEHICLE REPAIR	248	1,500	1,500	1,500	2,000
010-3009-421.40-29 OTHER EQUIPMENT REPAIR	0	600	0	1,100	1,100
010-3009-421.40-33 OTHER RENTAL	951	1,200	1,800	5,800	5,800
010-3009-421.40-55 MAINTENANCE SERVICES	17	100	100	500	500
<b>PROPERTY SERVICES</b>	<b>2,983</b>	<b>5,900</b>	<b>7,900</b>	<b>12,400</b>	<b>12,900</b>
010-3009-421.50-03 TRAVEL & EXPENSES	800	1,200	1,200	1,200	1,200
010-3009-421.50-25 UTILITIES (PSO)	14,486	20,000	16,000	20,000	20,000
<b>OTHER SERVICES</b>	<b>15,286</b>	<b>21,200</b>	<b>17,200</b>	<b>21,200</b>	<b>21,200</b>
<b>OTHER SERVICES &amp; CHARGES</b>	<b>19,607</b>	<b>53,000</b>	<b>50,600</b>	<b>78,000</b>	<b>78,500</b>



CITY OF BROKEN ARROW  
GENERAL FUND  
POLICE DEPARTMENT  
Animal Control Division

ACCOUNT NUMBER/DESCRIPTION	FISCAL YEAR	FISCAL YEAR	FISCAL YEAR	FISCAL YEAR	FISCAL YEAR
	2013	2014	2014	2015	2016
	ACTUAL	BUDGET	ESTIMATED	BUDGET	FINANCIAL
			ACTUAL		PLAN
010-3009-421.60-03 OFFICE SUPPLIES	654	700	1,000	900	1,000
010-3009-421.60-10 UNIFORMS	0	500	2,000	2,500	2,500
010-3009-421.60-11 PROTECTIVE CLOTHING	956	2,000	2,000	2,000	2,000
010-3009-421.60-18 BLDG MATERIAL & SUPPLIES	1,138	1,000	1,000	1,500	1,500
010-3009-421.60-19 TIRES & TUBES	1,760	1,400	1,400	1,400	1,400
010-3009-421.60-20 VEHICLE REPAIR PARTS	3,582	3,000	3,000	4,000	4,000
010-3009-421.60-21 FUEL & LUBRICANTS	11,433	15,000	15,000	15,600	16,000
010-3009-421.60-23 MATERIAL & SUPPLIES	9,011	12,600	12,600	21,300	21,300
010-3009-421.60-24 OTHER EQUIPMENT	0	500	4,000	7,500	7,500
010-3009-421.60-30 JANITORIAL SUPPLIES	2,462	4,800	3,600	4,000	500
010-3009-421.60-50 RADIO MAINTENANCE	77	0	200	0	0
MATERIAL & SUPPLIES	<u>31,073</u>	<u>41,500</u>	<u>45,800</u>	<u>60,700</u>	<u>57,700</u>
ANIMAL CONTROL	<u>410,860</u>	<u>467,700</u>	<u>456,900</u>	<u>517,900</u>	<u>529,900</u>

CITY OF BROKEN ARROW  
GENERAL FUND  
POLICE DEPARTMENT  
Records Division

ACCOUNT NUMBER/DESCRIPTION	FISCAL YEAR	FISCAL YEAR	FISCAL YEAR	FISCAL YEAR	FISCAL YEAR
	2013 ACTUAL	2014 BUDGET	2014 ESTIMATED ACTUAL	2015 BUDGET	2016 FINANCIAL PLAN
010-3010-421.10-04 REGULAR	93,017	97,300	97,600	99,800	103,300
010-3010-421.10-08 PART TIME & TEMPORARY	499	1,000	500	1,000	1,000
010-3010-421.10-11 OVERTIME	0	0	100	0	0
<b>SALARIES AND WAGES</b>	<b>93,516</b>	<b>98,300</b>	<b>98,200</b>	<b>100,800</b>	<b>104,300</b>
010-3010-421.20-10 LONGEVITY	1,350	1,300	1,400	1,500	1,600
010-3010-421.20-12 EDUCATION/PERFORMANCE	1,200	1,200	1,200	1,200	1,200
010-3010-421.20-21 SOCIAL SECURITY	6,962	7,200	7,400	7,500	7,800
010-3010-421.20-22 RETIREMENT	8,642	9,600	10,700	10,300	10,600
010-3010-421.20-26 INSURANCE	18,841	21,500	21,500	22,600	23,700
<b>EMPLOYEE BENEFITS</b>	<b>36,995</b>	<b>40,800</b>	<b>42,200</b>	<b>43,100</b>	<b>44,900</b>
<b>PERSONAL SERVICES</b>	<b>130,511</b>	<b>139,100</b>	<b>140,400</b>	<b>143,900</b>	<b>149,200</b>
010-3010-421.30-11 REG. FEES & CERTIFICATION	2,016	2,000	2,500	1,000	1,000
010-3010-421.30-87 PROFESSIONAL SERVICES	0	100	200	200	100
<b>PROF &amp; TECH SERVICES</b>	<b>2,016</b>	<b>2,100</b>	<b>2,700</b>	<b>1,200</b>	<b>1,100</b>
010-3010-421.40-33 OTHER RENTAL	2,296	5,500	5,400	3,900	3,900
010-3010-421.40-55 MAINTENANCE SERVICES	182	0	0	0	0
<b>PROPERTY SERVICES</b>	<b>2,478</b>	<b>5,500</b>	<b>5,400</b>	<b>3,900</b>	<b>3,900</b>
010-3010-421.50-03 TRAVEL & EXPENSES	0	1,500	1,400	1,500	1,500
<b>OTHER SERVICES</b>	<b>0</b>	<b>1,500</b>	<b>1,400</b>	<b>1,500</b>	<b>1,500</b>
<b>OTHER SERVICES &amp; CHARGES</b>	<b>4,494</b>	<b>9,100</b>	<b>9,500</b>	<b>6,600</b>	<b>6,500</b>
010-3010-421.60-03 OFFICE SUPPLIES	2,917	2,700	2,700	2,800	2,900
010-3010-421.60-23 MATERIAL & SUPPLIES	0	200	0	2,100	2,100
010-3010-421.60-24 OTHER EQUIPMENT	226	0	500	0	0
010-3010-421.60-28 BOOKS, MAGS, & SUBSCRIPT.	24	0	0	0	0
<b>MATERIALS &amp; SUPPLIES</b>	<b>3,167</b>	<b>2,900</b>	<b>3,200</b>	<b>4,900</b>	<b>5,000</b>
<b>RECORDS</b>	<b>138,172</b>	<b>151,100</b>	<b>153,100</b>	<b>155,400</b>	<b>160,700</b>
<b>POLICE</b>	<b>16,534,181</b>	<b>18,514,100</b>	<b>17,751,900</b>	<b>19,087,200</b>	<b>19,409,500</b>

## FIRE DEPARTMENT

**DIVISIONS:**

Fire Suppression  
Training

Emergency Medical Services  
Fire Prevention

**PURPOSE:**

To protect the life, health, property and the environment of the community by delivering quality fire safety services through the Fire Suppression, Fire Prevention and Emergency Medical Services. These are met through promoting fire safety education to the community; responding promptly to rescues, fires and medical emergencies; and ensuring that Department actions are safe, professional and in harmony with the needs of the community.

### FINANCIAL HIGHLIGHTS

	FISCAL YEAR 2013 ACTUAL	FISCAL YEAR 2014 BUDGET	FISCAL YEAR 2014 ESTIMATED ACTUAL	FISCAL YEAR 2015 BUDGET	FISCAL YEAR 2016 FINANCIAL PLAN
<b>PERSONAL SERVICES:</b>					
SALARIES & WAGES	9,623,586	10,411,000	10,252,100	10,427,800	10,666,100
EMPLOYEE BENEFITS	3,458,299	3,826,000	3,775,500	3,861,100	3,896,900
<b>TOTAL PERSONAL SERVICES</b>	<b>13,081,885</b>	<b>14,237,000</b>	<b>14,027,600</b>	<b>14,288,900</b>	<b>14,563,000</b>
<b>OTHER SERVICES &amp; CHARGES</b>					
PROF & TECH SERVICES	133,260	168,400	178,600	166,400	192,200
PROPERTY SERVICES	292,299	279,000	282,500	282,000	290,300
OTHER SERVICES	221,885	254,500	271,600	257,100	282,000
<b>TOTAL OTHER SERVICES &amp; CHARGES</b>	<b>647,444</b>	<b>701,900</b>	<b>732,700</b>	<b>705,500</b>	<b>764,500</b>
<b>MATERIALS &amp; SUPPLIES</b>	<b>624,367</b>	<b>660,000</b>	<b>681,200</b>	<b>677,900</b>	<b>743,000</b>
<b>TOTAL</b>	<b>14,353,696</b>	<b>15,598,900</b>	<b>15,441,500</b>	<b>15,672,300</b>	<b>16,070,500</b>

CITY OF BROKEN ARROW  
GENERAL FUND  
FIRE DEPARTMENT  
Fire Division

ACCOUNT NUMBER/DESCRIPTION	FISCAL YEAR		FISCAL YEAR	FISCAL YEAR	
	2013	2014	2014	2015	2016
	ACTUAL	BUDGET	ESTIMATED	BUDGET	FINANCIAL
			ACTUAL		PLAN
010-3501-422.10-04 REGULAR	7,796,089	8,684,600	8,500,000	6,400,200	6,552,900
010-3501-422.10-05 VARIABLE PAY PROGRAM	1,145	0	2,400	2,500	0
010-3501-422.10-08 PART TIME & TEMPORARY	2,289	0	0	18,900	19,000
010-3501-422.10-11 OVERTIME	909,669	700,000	700,000	600,000	600,000
010-3501-422.10-19 INJURY PAY	97,205	0	79,800	0	0
	<u>8,806,397</u>	<u>9,384,600</u>	<u>9,282,200</u>	<u>7,021,600</u>	<u>7,171,900</u>
010-3501-422.20-10 LONGEVITY	144,167	142,100	146,000	117,600	124,300
010-3501-422.20-12 EDUCATION/PERFORMANCE	299,782	301,300	317,500	247,600	247,600
010-3501-422.20-14 PENSION (FIRE)	1,097,993	1,221,800	1,262,900	942,800	955,300
010-3501-422.20-21 SOCIAL SECURITY	133,673	146,400	144,000	104,900	106,300
010-3501-422.20-22 RETIREMENT	8,813	9,600	10,000	10,200	10,400
010-3501-422.20-26 INSURANCE	1,482,577	1,630,400	1,540,700	1,143,400	1,144,300
010-3501-422.20-41 CELL PHONE ALLOWANCE	2,644	2,200	2,200	1,700	1,700
EMPLOYEE BENEFITS	<u>3,169,649</u>	<u>3,453,800</u>	<u>3,423,300</u>	<u>2,568,200</u>	<u>2,589,900</u>
PERSONAL SERVICES	<u>11,976,046</u>	<u>12,838,400</u>	<u>12,705,500</u>	<u>9,589,800</u>	<u>9,761,800</u>
010-3501-422.30-02 PHYSICAL EXAMS	28,481	34,200	44,200	29,200	36,000
010-3501-422.30-11 REG. FEES & CERTIFICATION	46,995	40,000	40,000	40,000	40,000
010-3501-422.30-85 MEMBERSHIP DUES	9,372	8,800	9,000	9,200	9,400
010-3501-422.30-87 PROFESSIONAL SERVICES	7,752	33,600	43,600	35,300	40,300
PROF & TECH SERVICES	<u>92,600</u>	<u>116,600</u>	<u>136,800</u>	<u>113,700</u>	<u>125,700</u>
010-3501-422.40-07 BUILDING MAINTENANCE	22,069	50,000	50,000	50,000	53,000
010-3501-422.40-20 VEHICLE REPAIR	34,156	40,000	40,000	42,000	44,000
010-3501-422.40-28 MISC. CONTRACT SERVICES	100	0	0	0	0
010-3501-422.40-29 OTHER EQUIPMENT REPAIR	2,254	1,500	4,500	3,600	4,300
010-3501-422.40-33 OTHER RENTAL	2,490	3,700	3,700	3,900	4,000
010-3501-422.40-50 RADIO MAINTENANCE-OUTSIDE	0	4,000	4,000	4,000	4,000
010-3501-422.40-55 MAINTENANCE SERVICES	2,702	4,500	5,000	7,700	7,000
PROPERTY SERVICES	<u>63,771</u>	<u>103,700</u>	<u>107,200</u>	<u>111,200</u>	<u>116,300</u>
010-3501-422.50-03 TRAVEL & EXPENSES	2,422	9,200	9,200	9,200	11,000
010-3501-422.50-22 TELEPHONE	6,534	6,500	6,500	6,500	7,000
010-3501-422.50-23 OTHER UTILITIES	8,237	9,000	11,000	9,000	9,200
010-3501-422.50-24 UTILITIES (ONG)	26,325	30,000	30,000	30,000	32,000
010-3501-422.50-25 UTILITIES (PSO)	48,309	65,000	65,000	65,000	68,000
010-3501-422.50-36 PRINTING SERVICES	190	0	0	0	0
010-3501-422.50-54 OUTSIDE DATA SERVICES	960	1,600	16,300	1,700	18,000
010-3501-422.50-85 OVERHEAD FEE	120,708	120,700	120,700	120,700	120,700
010-3501-422.50-89 EMPLOYEE/CITIZEN ACTIVITY	0	0	400	0	0
OTHER SERVICES	<u>213,685</u>	<u>242,000</u>	<u>259,100</u>	<u>242,100</u>	<u>265,900</u>
OTHER SERVICES & CHARGES	<u>370,056</u>	<u>462,300</u>	<u>503,100</u>	<u>467,000</u>	<u>507,900</u>

CITY OF BROKEN ARROW  
GENERAL FUND  
FIRE DEPARTMENT  
Fire Division

ACCOUNT NUMBER/DESCRIPTION	FISCAL YEAR	FISCAL YEAR	FISCAL YEAR	FISCAL YEAR	FISCAL YEAR
	2013 ACTUAL	2014 BUDGET	2014 ESTIMATED ACTUAL	2015 BUDGET	2016 FINANCIAL PLAN
010-3501-422.60-03 OFFICE SUPPLIES	4,223	4,200	4,500	7,200	7,200
010-3501-422.60-10 UNIFORMS	16,456	25,000	25,000	20,000	25,000
010-3501-422.60-11 PROTECTIVE CLOTHING	8,984	8,500	10,000	11,000	13,000
010-3501-422.60-18 BLDG MATERIAL & SUPPLIES	9,605	10,000	10,000	10,000	10,000
010-3501-422.60-19 TIRES & TUBES	19,120	18,000	20,000	21,000	22,000
010-3501-422.60-20 VEHICLE REPAIR PARTS	92,580	75,000	75,000	75,000	75,500
010-3501-422.60-21 FUEL & LUBRICANTS	159,510	160,000	160,000	140,000	145,000
010-3501-422.60-22 HAZMAT TREATMENT MATERIAL	5,155	10,000	10,000	10,000	12,000
010-3501-422.60-23 MATERIAL & SUPPLIES	28,643	24,000	24,000	24,000	28,000
010-3501-422.60-24 OTHER EQUIPMENT	19,021	35,400	35,400	37,200	40,000
010-3501-422.60-27 CONCRETE & AGGREGATE	0	3,000	3,000	3,000	4,000
010-3501-422.60-28 BOOKS, MAGS, & SUBSCRIPT.	474	300	500	500	500
010-3501-422.60-30 JANITORIAL SUPPLIES	13,112	14,000	15,000	16,000	17,000
010-3501-422.60-31 OTHER EQUIP PARTS/MAINT	9,592	12,000	0	0	14,000
010-3501-422.60-50 RADIO MAINTENANCE	3,122	10,000	10,000	10,000	10,000
010-3501-422.60-70 BEAUTIFICATION	8	1,000	1,000	1,000	1,000
MATERIALS & SUPPLIES	<u>389,605</u>	<u>410,400</u>	<u>403,400</u>	<u>385,900</u>	<u>424,200</u>
 FIRE	 <u>12,735,707</u>	 <u>13,711,100</u>	 <u>13,612,000</u>	 <u>10,442,700</u>	 <u>10,693,900</u>

CITY OF BROKEN ARROW  
GENERAL FUND  
FIRE DEPARTMENT  
Emergency Medical Service Division

ACCOUNT NUMBER/DESCRIPTION	FISCAL YEAR	FISCAL YEAR	FISCAL YEAR	FISCAL YEAR	FISCAL YEAR
	2013 ACTUAL	2014 BUDGET	2014 ESTIMATED ACTUAL	2015 BUDGET	2016 FINANCIAL PLAN
010-3502-422.10-04 REGULAR	178,108	214,000	241,500	2,593,400	2,677,200
010-3502-422.10-08 PART TIME & TEMPORARY	730	9,400	9,400	0	0
010-3502-422.10-11 OVERTIME	2,632	1,000	6,000	6,000	0
SALARIES AND WAGES	<u>181,470</u>	<u>224,400</u>	<u>256,900</u>	<u>2,599,400</u>	<u>2,677,200</u>
010-3502-422.20-10 LONGEVITY	2,600	3,300	3,300	33,700	36,800
010-3502-422.20-12 EDUCATION/PERFORMANCE	11,025	14,400	14,400	88,300	88,300
010-3502-422.20-14 PENSION (FIRE)	25,248	31,800	35,900	383,900	392,400
010-3502-422.20-21 SOCIAL SECURITY	2,718	3,900	3,900	38,400	39,300
010-3502-422.20-26 INSURANCE	28,399	36,500	36,500	462,200	462,200
010-3502-422.20-41 CELL PHONE ALLOWANCE	552	600	600	600	600
EMPLOYEE BENEFITS	<u>70,542</u>	<u>90,500</u>	<u>94,600</u>	<u>1,007,100</u>	<u>1,019,600</u>
PERSONAL SERVICES	<u>252,012</u>	<u>314,900</u>	<u>351,500</u>	<u>3,606,500</u>	<u>3,696,800</u>
010-3502-422.30-11 REG. FEES & CERTIFICATION	5,883	6,000	6,000	6,000	6,500
010-3502-422.30-85 MEMBERSHIP DUES	0	500	500	200	200
010-3502-422.30-87 PROFESSIONAL SERVICES	28,347	26,000	26,000	36,200	37,000
PROF & TECH SERVICES	<u>34,230</u>	<u>32,500</u>	<u>32,500</u>	<u>42,400</u>	<u>43,700</u>
010-3502-422.40-20 VEHICLE REPAIR	0	500	500	500	500
010-3502-422.40-28 MISC. CONTRACT SERVICES	195,368	123,000	123,000	123,000	123,000
010-3502-422.40-29 OTHER EQUIPMENT REPAIR	3,766	4,500	4,500	4,500	4,500
010-3502-422.40-50 RADIO MAINTENANCE-OUTSIDE	0	500	500	500	500
010-3502-422.40-55 MAINTENANCE SERVICES	28,767	43,300	43,300	38,300	40,000
PROPERTY SERVICES	<u>227,901</u>	<u>171,800</u>	<u>171,800</u>	<u>166,800</u>	<u>168,500</u>
010-3502-422.50-03 TRAVEL & EXPENSES	1,073	2,000	2,000	5,000	5,500
010-3502-422.50-54 OUTSIDE DATA SERVICES	4,322	4,500	4,500	4,500	4,600
OTHER SERVICES	<u>5,395</u>	<u>6,500</u>	<u>6,500</u>	<u>9,500</u>	<u>10,100</u>
OTHER SERVICES & CHARGES	<u>267,526</u>	<u>210,800</u>	<u>210,800</u>	<u>218,700</u>	<u>222,300</u>

CITY OF BROKEN ARROW  
GENERAL FUND  
FIRE DEPARTMENT  
Emergency Medical Service Division

ACCOUNT NUMBER/DESCRIPTION	FISCAL YEAR	FISCAL YEAR	FISCAL YEAR	FISCAL YEAR	FISCAL YEAR
	2013	2014	2014	2015	2016
	ACTUAL	BUDGET	ESTIMATED	BUDGET	FINANCIAL
			ACTUAL		PLAN
010-3502-422.60-03 OFFICE SUPPLIES	1,323	1,000	3,500	3,200	3,500
010-3502-422.60-11 PROTECTIVE CLOTHING	820	1,000	1,000	500	1,000
010-3502-422.60-19 TIRES & TUBES	0	400	400	400	500
010-3502-422.60-20 VEHICLE REPAIR PARTS	48	500	1,500	1,200	1,500
010-3502-422.60-21 FUEL & LUBRICANTS	0	1,000	15,000	15,000	15,000
010-3502-422.60-23 MATERIAL & SUPPLIES	166,760	155,000	165,000	170,000	180,000
010-3502-422.60-24 OTHER EQUIPMENT	21,763	25,000	25,000	25,000	27,500
010-3502-422.60-28 BOOKS, MAGS, & SUBSCRIPT.	2,796	3,000	3,000	1,000	1,000
010-3502-422.60-31 OTHER EQUIP PARTS/MAINT	640	1,400	1,400	1,500	1,600
010-3502-422.60-50 RADIO MAINTENANCE	0	500	500	500	500
<b>MATERIAL &amp; SUPPLIES</b>	<b>194,150</b>	<b>188,800</b>	<b>216,300</b>	<b>218,300</b>	<b>232,100</b>
<b>EMERGENCY MEDICAL SERVICE</b>	<b>713,688</b>	<b>714,500</b>	<b>778,600</b>	<b>4,043,500</b>	<b>4,151,200</b>

CITY OF BROKEN ARROW  
GENERAL FUND  
FIRE DEPARTMENT  
Training Division

ACCOUNT NUMBER/DESCRIPTION	FISCAL YEAR	FISCAL YEAR	FISCAL YEAR	FISCAL YEAR	FISCAL YEAR
	2013 ACTUAL	2014 BUDGET	2014 ESTIMATED ACTUAL	2015 BUDGET	2016 FINANCIAL PLAN
010-3503-422.10-04 REGULAR	156,791	251,100	222,700	273,600	276,500
010-3503-422.10-11 OVERTIME	5,189	1,500	8,000	1,500	1,500
SALARIES AND WAGES	<u>161,980</u>	<u>252,600</u>	<u>230,700</u>	<u>275,100</u>	<u>278,000</u>
010-3503-422.20-10 LONGEVITY	3,500	4,600	2,500	5,000	5,300
010-3503-422.20-12 EDUCATION/PERFORMANCE	8,400	12,000	12,000	12,000	12,000
010-3503-422.20-14 PENSION (FIRE)	22,295	36,800	33,300	41,200	41,300
010-3503-422.20-21 SOCIAL SECURITY	2,452	3,900	3,900	4,100	4,200
010-3503-422.20-26 INSURANCE	24,260	36,400	29,400	36,500	36,500
010-3503-422.20-41 CELL PHONE ALLOWANCE	0	1,200	1,200	1,100	1,100
EMPLOYEE BENEFITS	<u>60,907</u>	<u>94,900</u>	<u>82,300</u>	<u>99,900</u>	<u>100,400</u>
PERSONAL SERVICES	<u>222,887</u>	<u>347,500</u>	<u>313,000</u>	<u>375,000</u>	<u>378,400</u>
010-3503-422.30-11 REG. FEES & CERTIFICATION	3,575	10,000	0	0	10,000
010-3503-422.30-85 MEMBERSHIP DUES	0	500	500	500	500
010-3503-422.30-87 PROFESSIONAL SERVICES	0	4,800	4,800	5,000	5,000
PROF & TECH SERVICES	<u>3,575</u>	<u>15,300</u>	<u>5,300</u>	<u>5,500</u>	<u>15,500</u>
010-3503-422.40-20 VEHICLE REPAIR	627	500	500	500	500
PROPERTY SERVICES	<u>627</u>	<u>500</u>	<u>500</u>	<u>500</u>	<u>500</u>
010-3503-422.50-03 TRAVEL & EXPENSES	545	2,000	2,000	2,000	2,000
OTHER SERVICES	<u>545</u>	<u>2,000</u>	<u>2,000</u>	<u>2,000</u>	<u>2,000</u>
OTHER SERVICES & CHARGES	<u>4,747</u>	<u>17,800</u>	<u>7,800</u>	<u>8,000</u>	<u>18,000</u>
010-3503-422.60-03 OFFICE SUPPLIES	1,445	1,600	2,000	1,600	2,000
010-3503-422.60-19 TIRES & TUBES	671	800	1,100	1,200	1,300
010-3503-422.60-20 VEHICLE REPAIR PARTS	2,108	1,000	1,000	1,000	1,000
010-3503-422.60-21 FUEL & LUBRICANTS	5,899	1,600	6,000	6,100	6,200
010-3503-422.60-23 MATERIAL & SUPPLIES	1,619	2,000	4,500	2,000	4,500
010-3503-422.60-24 OTHER EQUIPMENT	2,453	8,900	0	0	9,000
010-3503-422.60-28 BOOKS, MAGS, & SUBSCRIPT.	3,772	4,000	4,000	4,000	4,000
010-3503-422.60-50 RADIO MAINTENANCE	0	500	500	500	500
MATERIAL & SUPPLIES	<u>17,967</u>	<u>20,400</u>	<u>19,100</u>	<u>16,400</u>	<u>28,500</u>
TRAINING	<u>245,601</u>	<u>385,700</u>	<u>339,900</u>	<u>399,400</u>	<u>424,900</u>



CITY OF BROKEN ARROW  
GENERAL FUND  
FIRE DEPARTMENT  
Fire Prevention Division

ACCOUNT NUMBER/DESCRIPTION	FISCAL YEAR	FISCAL YEAR	FISCAL YEAR	FISCAL YEAR	FISCAL YEAR
	2013 ACTUAL	2014 BUDGET	2014 ESTIMATED ACTUAL	2015 BUDGET	2016 FINANCIAL PLAN
010-3504-422.10-04 REGULAR	446,579	517,700	439,000	506,400	513,300
010-3504-422.10-08 PART TIME & TEMPORARY	9,826	13,300	13,300	13,300	13,700
010-3504-422.10-11 OVERTIME	17,334	18,400	12,000	12,000	12,000
010-3504-422.10-19 INJURY PAY	0	0	18,000	0	0
<b>SALARIES AND WAGES</b>	<b>473,739</b>	<b>549,400</b>	<b>482,300</b>	<b>531,700</b>	<b>539,000</b>
010-3504-422.20-10 LONGEVITY	12,250	12,400	12,400	12,700	13,000
010-3504-422.20-12 EDUCATION/PERFORMANCE	10,820	10,800	10,800	12,000	12,000
010-3504-422.20-14 PENSION (FIRE)	56,821	61,300	64,100	69,000	69,200
010-3504-422.20-21 SOCIAL SECURITY	5,962	10,500	10,500	7,000	7,100
010-3504-422.20-22 RETIREMENT	3,606	9,100	9,100	4,400	4,500
010-3504-422.20-26 INSURANCE	67,190	82,100	67,800	80,200	80,600
010-3504-422.20-41 CELL PHONE ALLOWANCE	552	600	600	600	600
<b>EMPLOYEE BENEFITS</b>	<b>157,201</b>	<b>186,800</b>	<b>175,300</b>	<b>185,900</b>	<b>187,000</b>
<b>PERSONAL SERVICES</b>	<b>630,940</b>	<b>736,200</b>	<b>657,600</b>	<b>717,600</b>	<b>726,000</b>
010-3504-422.30-11 REG. FEES & CERTIFICATION	2,295	2,500	2,500	2,900	5,000
010-3504-422.30-85 MEMBERSHIP DUES	560	1,500	1,500	1,900	2,300
<b>PROF &amp; TECH SERVICES</b>	<b>2,855</b>	<b>4,000</b>	<b>4,000</b>	<b>4,800</b>	<b>7,300</b>
010-3504-422.40-20 VEHICLE REPAIR	0	1,500	1,500	3,500	3,500
010-3504-422.40-28 MISC. CONTRACT SERVICES	0	1,500	1,500	0	1,500
<b>PROPERTY SERVICES</b>	<b>0</b>	<b>3,000</b>	<b>3,000</b>	<b>3,500</b>	<b>5,000</b>
010-3504-422.50-03 TRAVEL & EXPENSES	2,260	3,500	3,500	3,500	3,500
010-3504-422.50-36 PRINTING SERVICES	0	500	500	0	500
<b>OTHER SERVICES</b>	<b>2,260</b>	<b>4,000</b>	<b>4,000</b>	<b>3,500</b>	<b>4,000</b>
<b>OTHER SERVICES &amp; CHARGES</b>	<b>5,115</b>	<b>11,000</b>	<b>11,000</b>	<b>11,800</b>	<b>16,300</b>

CITY OF BROKEN ARROW  
GENERAL FUND  
FIRE DEPARTMENT  
Fire Prevention Division

ACCOUNT NUMBER/DESCRIPTION	FISCAL YEAR	FISCAL YEAR	FISCAL YEAR	FISCAL YEAR	FISCAL YEAR
	2013 ACTUAL	2014 BUDGET	2014 ESTIMATED ACTUAL	2015 BUDGET	2016 FINANCIAL PLAN
010-3504-422.60-03 OFFICE SUPPLIES	892	1,300	1,300	2,800	3,000
010-3504-422.60-10 UNIFORMS	0	0	0	1,500	1,500
010-3504-422.60-11 PROTECTIVE CLOTHING	4,699	6,000	6,000	4,500	4,500
010-3504-422.60-19 TIRES & TUBES	464	700	700	1,700	1,700
010-3504-422.60-20 VEHICLE REPAIR PARTS	718	2,000	4,000	5,500	5,800
010-3504-422.60-21 FUEL & LUBRICANTS	1,908	1,800	1,800	2,100	2,300
010-3504-422.60-23 MATERIAL & SUPPLIES	5,799	6,000	6,000	8,000	8,200
010-3504-422.60-24 OTHER EQUIPMENT	5,891	17,800	17,800	19,800	19,800
010-3504-422.60-28 BOOKS, MAGS, & SUBSCRIPT.	2,048	2,300	2,300	5,300	5,300
010-3504-422.60-32 AMMUNITION, TARGETS/SUPPL	0	2,000	2,000	3,600	3,600
010-3504-422.60-50 RADIO MAINTENANCE	226	500	500	2,500	2,500
MATERIAL & SUPPLIES	<u>22,645</u>	<u>40,400</u>	<u>42,400</u>	<u>57,300</u>	<u>58,200</u>
FIRE PREVENTION	<u>658,700</u>	<u>787,600</u>	<u>711,000</u>	<u>786,700</u>	<u>800,500</u>
FIRE	<u>14,353,696</u>	<u>15,598,900</u>	<u>15,441,500</u>	<u>15,672,300</u>	<u>16,070,500</u>

**GENERAL SERVICES DEPARTMENT**

**DIVISIONS:**

Cemetery

Electrical

**PURPOSE:**

To maintain and operate the City cemetery including the showing of available plots, maintaining the cemetery grounds and providing burial services in a professional, courteous and caring manner.

To maintain and repair all city traffic signals and school signals, to provide electrical system repair and maintenance for lift stations, treatment plants and all other city buildings. To construct new traffic signals as required.

**FINANCIAL HIGHLIGHTS**

	FISCAL YEAR 2013 ACTUAL	FISCAL YEAR 2014 BUDGET	FISCAL YEAR 2014 ESTIMATED ACTUAL	FISCAL YEAR 2015 BUDGET	FISCAL YEAR 2016 FINANCIAL PLAN
<b>PERSONAL SERVICES:</b>					
SALARIES & WAGES	364,125	358,300	361,300	396,200	404,200
EMPLOYEE BENEFITS	162,322	167,300	166,800	188,900	195,500
<b>TOTAL PERSONAL SERVICES</b>	<b>526,447</b>	<b>525,600</b>	<b>528,100</b>	<b>585,100</b>	<b>599,700</b>
<b>OTHER SERVICES &amp; CHARGES</b>					
PROF & TECH SERVICES	6,349	11,000	11,300	12,600	12,600
PROPERTY SERVICES	5,798	18,700	18,300	19,500	19,500
OTHER SERVICES	6,517	14,600	10,700	17,600	13,400
<b>TOTAL OTHER SERVICES &amp; CHARGES</b>	<b>18,664</b>	<b>44,300</b>	<b>40,300</b>	<b>49,700</b>	<b>45,500</b>
<b>MATERIALS &amp; SUPPLIES</b>	<b>67,520</b>	<b>85,300</b>	<b>81,200</b>	<b>105,400</b>	<b>106,200</b>
<b>TOTAL</b>	<b>612,631</b>	<b>655,200</b>	<b>649,600</b>	<b>740,200</b>	<b>751,400</b>

CITY OF BROKEN ARROW  
GENERAL FUND  
GENERAL SERVICES DEPARTMENT  
Cemetery Division

ACCOUNT NUMBER/DESCRIPTION	FISCAL YEAR	FISCAL YEAR	FISCAL YEAR	FISCAL YEAR	FISCAL YEAR
	2013 ACTUAL	2014 BUDGET	2014 ESTIMATED ACTUAL	2015 BUDGET	2016 FINANCIAL PLAN
010-5105-432.10-04 REGULAR	91,007	95,300	90,000	97,700	101,100
010-5105-432.10-05 VARIABLE PAY PROGRAM	0	0	0	1,000	0
010-5105-432.10-08 PART TIME & TEMPORARY	0	6,300	6,300	4,400	4,400
010-5105-432.10-11 OVERTIME	3,738	2,000	3,000	2,000	2,000
010-5105-432.10-19 INJURY PAY	60	0	300	0	0
<b>SALARIES AND WAGES</b>	<b>94,805</b>	<b>103,600</b>	<b>99,600</b>	<b>105,100</b>	<b>107,500</b>
010-5105-432.20-10 LONGEVITY	1,150	1,200	1,300	1,500	1,700
010-5105-432.20-21 SOCIAL SECURITY	7,100	7,600	7,300	7,700	7,900
010-5105-432.20-22 RETIREMENT	8,631	9,300	9,000	10,100	10,300
010-5105-432.20-26 INSURANCE	25,897	27,900	28,000	29,300	30,800
<b>EMPLOYEE BENEFITS</b>	<b>42,778</b>	<b>46,000</b>	<b>45,600</b>	<b>48,600</b>	<b>50,700</b>
<b>PERSONAL SERVICES</b>	<b>137,583</b>	<b>149,600</b>	<b>145,200</b>	<b>153,700</b>	<b>158,200</b>
010-5105-432.40-07 BUILDING MAINTENANCE	481	900	600	1,000	1,000
010-5105-432.40-20 VEHICLE REPAIR	1,850	1,300	1,100	1,800	1,800
010-5105-432.40-28 MISC CONTRACT SERVICES	0	800	800	800	800
010-5105-432.40-31 UNIFORM RENTAL/SERVICES	603	600	600	700	700
010-5105-432.40-33 OTHER RENTAL	25	0	100	100	100
<b>PROPERTY SERVICES</b>	<b>2,959</b>	<b>3,600</b>	<b>3,200</b>	<b>4,400</b>	<b>4,400</b>
010-5105-432.50-22 TELEPHONE	1,437	2,300	1,500	2,300	2,300
010-5105-432.50-23 OTHER UTILITIES	1,260	1,400	1,300	1,400	1,400
010-5105-432.50-24 UTILITIES (ONG)	970	1,400	1,100	1,200	1,400
010-5105-432.50-25 UTILITIES (PSO)	1,111	1,500	1,400	1,500	1,600
010-5105-432.50-86 MISCELLANEOUS	0	0	0	500	500
<b>OTHER SERVICES</b>	<b>4,778</b>	<b>6,600</b>	<b>5,300</b>	<b>6,900</b>	<b>7,200</b>
<b>OTHER SERVICES &amp; CHARGES</b>	<b>7,737</b>	<b>10,200</b>	<b>8,500</b>	<b>11,300</b>	<b>11,600</b>
010-5105-432.60-03 OFFICE SUPPLIES	0	300	100	300	300
010-5105-432.60-10 UNIFORMS	407	600	400	600	600
010-5105-432.60-18 BLDG MATERIAL & SUPPLIES	197	400	200	400	400
010-5105-432.60-19 TIRES & TUBES	55	500	300	1,500	400
010-5105-432.60-20 VEHICLE REPAIR PARTS	2,316	3,200	3,200	3,300	3,800
010-5105-432.60-21 FUEL & LUBRICANTS	3,426	4,000	4,000	4,200	4,500
010-5105-432.60-23 MATERIAL & SUPPLIES	1,948	2,700	2,000	2,000	2,000
010-5105-432.60-24 OTHER EQUIPMENT	1,128	5,000	5,000	400	400
010-5105-432.60-27 CONCRETE & AGGREGATE	2,494	4,000	3,000	4,000	4,000
010-5105-432.60-30 JANITORIAL SUPPLIES	266	300	300	300	300
<b>MATERIALS &amp; SUPPLIES</b>	<b>12,237</b>	<b>21,000</b>	<b>18,500</b>	<b>17,000</b>	<b>16,700</b>
<b>CEMETERY</b>	<b>157,557</b>	<b>180,800</b>	<b>172,200</b>	<b>182,000</b>	<b>186,500</b>

CITY OF BROKEN ARROW  
GENERAL FUND  
GENERAL SERVICES DEPARTMENT  
Signal Maintenance

ACCOUNT NUMBER/DESCRIPTION	FISCAL YEAR	FISCAL YEAR	FISCAL YEAR	FISCAL YEAR	FISCAL YEAR
	2013 ACTUAL	2014 BUDGET	2014 ESTIMATED ACTUAL	2015 BUDGET	2016 FINANCIAL PLAN
010-5110-437.10-04 REGULAR	259,223	242,400	250,600	278,800	284,400
010-5110-437.10-05 VARIABLE PAY PROGRAM	1,264	1,300	0	1,300	1,300
010-5110-437.10-11 OVERTIME	8,833	11,000	11,000	11,000	11,000
010-5110-437.10-19 INJURY PAY	0	0	100	0	0
<b>SALARIES AND WAGES</b>	<b>269,320</b>	<b>254,700</b>	<b>261,700</b>	<b>291,100</b>	<b>296,700</b>
010-5110-437.20-10 LONGEVITY	6,750	6,800	6,800	6,900	7,000
010-5110-437.20-21 SOCIAL SECURITY	20,170	18,100	19,800	21,300	21,500
010-5110-437.20-22 RETIREMENT	24,891	24,100	26,400	28,900	29,100
010-5110-437.20-26 INSURANCE	67,181	71,700	67,600	82,600	86,600
010-5110-437.20-41 CELL PHONE ALLOWANCE	552	600	600	600	600
<b>EMPLOYEE BENEFITS</b>	<b>119,544</b>	<b>121,300</b>	<b>121,200</b>	<b>140,300</b>	<b>144,800</b>
<b>PERSONAL SERVICES</b>	<b>388,864</b>	<b>376,000</b>	<b>382,900</b>	<b>431,400</b>	<b>441,500</b>
010-5110-437.30-11 REG. FEES & CERTIFICATION	1,879	0	300	1,300	1,300
010-5110-437.30-35 MAINT OF TRAFFIC SIGNALS	4,470	10,700	10,700	11,000	11,000
010-5110-437.30-84 MEDICAL VACCINATION	0	300	300	300	300
<b>PROF &amp; TECH SERVICES</b>	<b>6,349</b>	<b>11,000</b>	<b>11,300</b>	<b>12,600</b>	<b>12,600</b>
010-5110-437.40-20 VEHICLE REPAIR	0	7,700	7,700	6,700	6,700
010-5110-437.40-31 UNIFORM RENTAL/SERVICES	2,839	2,900	2,900	3,200	3,200
010-5110-437.40-32 EQUIPMENT RENTAL	0	0	0	600	600
010-5110-437.40-50 RADIO MAINTENANCE-OUTSIDE	0	500	500	600	600
010-5110-437.40-55 MAINTENANCE SERVICES	0	4,000	4,000	4,000	4,000
<b>PROPERTY SERVICES</b>	<b>2,839</b>	<b>15,100</b>	<b>15,100</b>	<b>15,100</b>	<b>15,100</b>
010-5110-437.50-03 TRAVEL & EXPENSES	696	1,100	300	1,100	1,100
010-5110-437.50-22 TELEPHONE	517	600	600	5,100	600
010-5110-437.50-25 UTILITIES (PSO)	0	5,800	4,000	4,000	4,000
010-5110-437.50-86 MISCELLANEOUS	526	500	500	500	500
<b>OTHER SERVICES</b>	<b>1,739</b>	<b>8,000</b>	<b>5,400</b>	<b>10,700</b>	<b>6,200</b>
<b>OTHER SERVICES &amp; CHARGES</b>	<b>10,927</b>	<b>34,100</b>	<b>31,800</b>	<b>38,400</b>	<b>33,900</b>

CITY OF BROKEN ARROW  
GENERAL FUND  
GENERAL SERVICES DEPARTMENT  
Signal Maintenance

ACCOUNT NUMBER/DESCRIPTION	FISCAL YEAR	FISCAL YEAR	FISCAL YEAR	FISCAL YEAR	FISCAL YEAR
	2013 ACTUAL	2014 BUDGET	2014 ESTIMATED ACTUAL	2015 BUDGET	2016 FINANCIAL PLAN
010-5110-437.60-10 UNIFORMS	1,572	1,000	1,000	1,500	1,500
010-5110-437.60-19 TIRES & TUBES	810	1,500	3,500	2,200	2,200
010-5110-437.60-20 VEHICLE REPAIR PARTS	2,997	3,000	5,500	5,000	5,000
010-5110-437.60-21 FUEL & LUBRICANTS	13,947	14,000	15,000	15,500	16,000
010-5110-437.60-23 MATERIAL & SUPPLIES	1,698	3,500	1,500	2,600	2,600
010-5110-437.60-24 OTHER EQUIPMENT	1,047	2,000	1,000	2,000	2,000
010-5110-437.60-28 BOOKS, MAGS, & SUBSCRIPT.	317	0	0	400	400
010-5110-437.60-31 OTHER EQUIP PARTS/MAINT	0	17,500	5,000	16,500	16,500
010-5110-437.60-35 TRAFFIC SIGNAL SUPPLIES	32,760	21,400	30,000	42,200	42,800
010-5110-437.60-50 RADIO MAINTENANCE MATERIALS & SUPPLIES	135	400	200	500	500
	<u>55,283</u>	<u>64,300</u>	<u>62,700</u>	<u>88,400</u>	<u>89,500</u>
SIGNAL MAINTENANCE	<u>455,074</u>	<u>474,400</u>	<u>477,400</u>	<u>558,200</u>	<u>564,900</u>
GENERAL SERVICES	<u>612,631</u>	<u>655,200</u>	<u>649,600</u>	<u>740,200</u>	<u>751,400</u>

## STREET/STORMWATER DEPARTMENT

**DIVISIONS -**

Street Repair and Construction

**PURPOSE:**

To maintain and repair all aspects of the street system, including snow removal, pavement and rights-of-way maintenance, street cleaning and reconstruction of streets as necessary while striving to minimize disruption of access by the citizens and business community of the City.

### FINANCIAL HIGHLIGHTS

	FISCAL YEAR 2013 ACTUAL	FISCAL YEAR 2014 BUDGET	FISCAL YEAR 2014 ESTIMATED ACTUAL	FISCAL YEAR 2015 BUDGET	FISCAL YEAR 2016 FINANCIAL PLAN
<b>PERSONAL SERVICES:</b>					
SALARIES & WAGES	799,714	943,700	933,900	983,200	1,032,500
EMPLOYEE BENEFITS	368,149	451,500	439,300	457,900	476,900
<b>TOTAL PERSONAL SERVICES</b>	<b>1,167,863</b>	<b>1,395,200</b>	<b>1,373,200</b>	<b>1,441,100</b>	<b>1,509,400</b>
<b>OTHER SERVICES &amp; CHARGES</b>					
PROF & TECH SERVICES	490	800	8,300	9,100	4,300
PROPERTY SERVICES	24,309	64,100	35,100	84,100	87,700
OTHER SERVICES	120,410	126,000	124,000	214,000	214,500
<b>TOTAL OTHER SERVICES &amp; CHARGES</b>	<b>145,209</b>	<b>190,900</b>	<b>167,400</b>	<b>307,200</b>	<b>306,500</b>
<b>MATERIALS &amp; SUPPLIES</b>	<b>538,067</b>	<b>665,200</b>	<b>678,000</b>	<b>823,300</b>	<b>833,700</b>
<b>TOTAL</b>	<b>1,851,139</b>	<b>2,251,300</b>	<b>2,218,600</b>	<b>2,571,600</b>	<b>2,649,600</b>

CITY OF BROKEN ARROW  
GENERAL FUND  
STREET/STORMWATER DEPARTMENT  
Street Division

ACCOUNT NUMBER/DESCRIPTION	FISCAL YEAR		FISCAL YEAR	FISCAL YEAR	
	2013	2014	2014	2015	2016
	ACTUAL	BUDGET	ESTIMATED	BUDGET	FINANCIAL PLAN
010-5300-431.10-04 REGULAR	769,006	901,700	867,700	918,200	940,500
010-5300-431.10-05 VARIABLE PAY PROGRAM	3,362	0	900	5,000	24,000
010-5300-431.10-11 OVERTIME	26,121	42,000	65,000	60,000	68,000
010-5300-431.10-19 INJURY PAY	1,225	0	300	0	0
<b>SALARIES AND WAGES</b>	<b>799,714</b>	<b>943,700</b>	<b>933,900</b>	<b>983,200</b>	<b>1,032,500</b>
010-5300-431.20-10 LONGEVITY	21,100	21,600	21,200	21,500	22,700
010-5300-431.20-12 EDUCATION/PERFORMANCE	575	600	600	600	600
010-5300-431.20-21 SOCIAL SECURITY	60,246	68,000	72,400	66,600	67,700
010-5300-431.20-22 RETIREMENT	73,983	89,400	97,300	95,100	96,600
010-5300-431.20-26 INSURANCE	211,095	270,800	246,100	272,400	285,800
010-5300-431.20-41 CELL PHONE ALLOWANCE	1,150	1,100	1,700	1,700	3,500
<b>EMPLOYEE BENEFITS</b>	<b>368,149</b>	<b>451,500</b>	<b>439,300</b>	<b>457,900</b>	<b>476,900</b>
<b>PERSONAL SERVICES</b>	<b>1,167,863</b>	<b>1,395,200</b>	<b>1,373,200</b>	<b>1,441,100</b>	<b>1,509,400</b>
010-5300-431.30-11 REG. FEES & CERTIFICATION	490	800	8,300	9,100	4,300
<b>PROF &amp; TECH SERVICES</b>	<b>490</b>	<b>800</b>	<b>8,300</b>	<b>9,100</b>	<b>4,300</b>
010-5300-431.40-20 VEHICLE REPAIR	10,978	32,000	18,000	44,000	34,000
010-5300-431.40-28 MISC CONTRACT SERVICES	0	10,000	2,000	10,000	11,000
010-5300-431.40-29 OTHER EQUIPMENT REPAIR	25	600	600	600	11,500
010-5300-431.40-31 UNIFORM RENTAL/SERVICES	3,660	4,000	4,000	4,000	4,500
010-5300-431.40-32 EQUIPMENT RENTAL	8,696	15,000	8,000	23,000	24,000
010-5300-431.40-50 RADIO MAINTENANCE-OUTSIDE	0	500	500	500	600
010-5300-431.40-55 MAINTENANCE SERVICES	950	2,000	2,000	2,000	2,100
<b>PROPERTY SERVICES</b>	<b>24,309</b>	<b>64,100</b>	<b>35,100</b>	<b>84,100</b>	<b>87,700</b>
010-5300-431.50-03 TRAVEL & EXPENSES	379	5,000	3,000	5,000	5,300
010-5300-431.50-24 UTILITIES (ONG)	0	0	0	18,000	18,000
010-5300-431.50-25 UTILITIES (PSO)	0	0	0	70,000	70,000
010-5300-431.50-36 PRINTING SERVICES	0	500	500	500	600
010-5300-431.50-85 OVERHEAD FEE	120,000	120,000	120,000	120,000	120,000
010-5300-431.50-86 MISCELLANEOUS	31	500	500	500	600
<b>OTHER SERVICES</b>	<b>120,410</b>	<b>126,000</b>	<b>124,000</b>	<b>214,000</b>	<b>214,500</b>
<b>OTHER SERVICES &amp; CHARGES</b>	<b>145,209</b>	<b>190,900</b>	<b>167,400</b>	<b>307,200</b>	<b>306,500</b>



CITY OF BROKEN ARROW  
GENERAL FUND  
STREET/STORMWATER DEPARTMENT  
Street Division

ACCOUNT NUMBER/DESCRIPTION	FISCAL YEAR	FISCAL YEAR	FISCAL YEAR	FISCAL YEAR	FISCAL YEAR
	2013	2014	2014	2015	2016
	ACTUAL	BUDGET	ESTIMATED	BUDGET	FINANCIAL
			ACTUAL		PLAN
010-5300-431.60-10 UNIFORMS	3,285	4,500	5,800	6,500	6,800
010-5300-431.60-19 TIRES & TUBES	25,436	21,000	24,000	29,000	30,500
010-5300-431.60-20 VEHICLE REPAIR PARTS	76,151	95,000	115,000	110,000	131,000
010-5300-431.60-21 FUEL & LUBRICANTS	141,887	148,500	170,000	160,000	178,500
010-5300-431.60-23 MATERIAL & SUPPLIES	25,786	26,200	26,200	26,200	27,500
010-5300-431.60-24 OTHER EQUIPMENT	4,742	15,000	8,000	15,600	16,000
010-5300-431.60-27 CONCRETE & AGGREGATE	5,656	6,000	6,000	7,500	7,900
010-5300-431.60-28 BOOKS, MAGS, & SUBSCRIPT.	0	1,000	1,000	1,000	1,100
010-5300-431.60-36 STREET SIGN/MARKING SUPP	79,894	126,000	100,000	126,000	132,300
010-5300-431.60-50 RADIO MAINTENANCE	498	1,500	1,500	1,500	1,600
010-5300-431.60-80 ASPHALT & AGGREGATE	174,732	220,500	220,500	340,000	300,500
MATERIALS & SUPPLIES	<u>538,067</u>	<u>665,200</u>	<u>678,000</u>	<u>823,300</u>	<u>833,700</u>
STREET	<u>1,851,139</u>	<u>2,251,300</u>	<u>2,218,600</u>	<u>2,571,600</u>	<u>2,649,600</u>

**RECREATION, PARKS, CULTURAL AFFAIRS AND TOURISM**

**DIVISIONS:**

Parks  
Main Place  
Historical Museum

Recreation  
Forestry/Horticulture  
Special Events

**PURPOSE:**

To provide park and recreation services and facilities viewed by the citizens as highly valued investments in their daily lives, improve the quality of life by providing the citizens of Broken Arrow the level of satisfaction they desire through meeting their recreational, educational and cultural needs and desires including maintenance and enhancement of the City's urban forest.

**FINANCIAL HIGHLIGHTS**

	FISCAL YEAR 2013 ACTUAL	FISCAL YEAR 2014 BUDGET	FISCAL YEAR 2014 ESTIMATED ACTUAL	FISCAL YEAR 2015 BUDGET	FISCAL YEAR 2016 FINANCIAL PLAN
<b>PERSONAL SERVICES:</b>					
SALARIES & WAGES	1,587,453	1,847,300	1,741,100	1,868,200	2,057,300
EMPLOYEE BENEFITS	568,124	690,900	628,600	709,400	734,500
<b>TOTAL PERSONAL SERVICES</b>	<b>2,155,577</b>	<b>2,538,200</b>	<b>2,369,700</b>	<b>2,577,600</b>	<b>2,791,800</b>
<b>OTHER SERVICES &amp; CHARGES</b>					
PROF & TECH SERVICES	6,235	8,600	9,200	8,800	8,800
PROPERTY SERVICES	129,083	153,400	153,600	182,200	174,800
OTHER SERVICES	296,983	384,200	360,300	449,100	422,300
<b>TOTAL OTHER SERVICES &amp; CHARGES</b>	<b>432,301</b>	<b>546,200</b>	<b>523,100</b>	<b>640,100</b>	<b>605,900</b>
<b>MATERIALS &amp; SUPPLIES</b>	<b>352,479</b>	<b>429,600</b>	<b>415,600</b>	<b>451,700</b>	<b>445,400</b>
<b>TOTAL</b>	<b>2,940,357</b>	<b>3,514,000</b>	<b>3,308,400</b>	<b>3,669,400</b>	<b>3,843,100</b>

CITY OF BROKEN ARROW  
GENERAL FUND  
PARKS DEPARTMENT  
Parks Division

ACCOUNT NUMBER/DESCRIPTION	FISCAL YEAR		FISCAL YEAR	FISCAL YEAR	
	2013	2014	2014	2015	2016
	ACTUAL	BUDGET	ESTIMATED	BUDGET	FINANCIAL
			ACTUAL		PLAN
010-6000-451.10-04 REGULAR	855,245	925,100	876,000	951,200	981,700
010-6000-451.10-05 VARIABLE PAY PROGRAM	1,382	0	0	0	0
010-6000-451.10-08 PART TIME & TEMPORARY	10,824	22,000	16,000	16,300	16,300
010-6000-451.10-11 OVERTIME	12,471	14,500	14,500	14,500	15,300
010-6000-451.10-19 INJURY PAY	1,306	0	2,900	0	0
SALARIES AND WAGES	<u>881,228</u>	<u>961,600</u>	<u>909,400</u>	<u>982,000</u>	<u>1,013,300</u>
010-6000-451.20-10 LONGEVITY	25,567	24,000	23,500	24,100	25,700
010-6000-451.20-21 SOCIAL SECURITY	66,093	70,100	69,000	70,400	71,700
010-6000-451.20-22 RETIREMENT	80,566	91,900	88,900	99,100	100,900
010-6000-451.20-26 INSURANCE	225,599	248,700	222,900	267,800	280,900
010-6000-451.20-41 CELL PHONE ALLOWANCE	1,103	1,100	1,100	1,200	1,100
EMPLOYEE BENEFITS	<u>398,928</u>	<u>435,800</u>	<u>405,400</u>	<u>462,600</u>	<u>480,300</u>
PERSONAL SERVICES	<u>1,280,156</u>	<u>1,397,400</u>	<u>1,314,800</u>	<u>1,444,600</u>	<u>1,493,600</u>
010-6000-451.30-11 REG. FEES & CERTIFICATION	1,135	2,500	2,000	2,500	2,500
010-6000-451.30-85 MEMBERSHIP DUES	455	500	500	700	700
010-6000-451.30-87 PROFESSIONAL SERVICES	0	0	100	0	0
PROF & TECH SERVICES	<u>1,590</u>	<u>3,000</u>	<u>2,600</u>	<u>3,200</u>	<u>3,200</u>
010-6000-451.40-07 BUILDING MAINTENANCE	5,831	11,000	11,000	11,000	13,500
010-6000-451.40-20 VEHICLE REPAIR	3,726	8,000	3,500	5,000	5,500
010-6000-451.40-28 MISC. CONTRACT SERVICES	9,401	12,000	18,200	39,000	19,000
010-6000-451.40-31 UNIFORM RENTAL/SERVICES	2,992	4,100	3,500	4,300	4,500
010-6000-451.40-32 EQUIPMENT RENTAL	504	900	500	900	900
010-6000-451.40-33 OTHER RENTAL	1,910	5,000	5,000	5,000	5,000
010-6000-451.40-50 RADIO MAINTENANCE-OUTSIDE	0	1,000	500	1,000	1,000
010-6000-451.40-55 MAINTENANCE SERVICES	96	0	500	0	0
PROPERTY SERVICES	<u>24,460</u>	<u>42,000</u>	<u>42,700</u>	<u>66,200</u>	<u>49,400</u>

CITY OF BROKEN ARROW  
GENERAL FUND  
PARKS DEPARTMENT  
Parks Division

ACCOUNT NUMBER/DESCRIPTION	FISCAL YEAR	FISCAL YEAR	FISCAL YEAR	FISCAL YEAR	FISCAL YEAR
	2013 ACTUAL	2014 BUDGET	2014 ESTIMATED ACTUAL	2015 BUDGET	2016 FINANCIAL PLAN
010-6000-451.50-03 TRAVEL & EXPENSES	958	1,500	500	1,500	1,500
010-6000-451.50-22 TELEPHONE	4,366	5,500	5,000	5,500	5,500
010-6000-451.50-23 OTHER UTILITIES	3,373	4,800	3,600	4,200	4,400
010-6000-451.50-24 UTILITIES (ONG)	1,008	3,500	1,600	3,500	3,700
010-6000-451.50-25 UTILITIES (PSO)	29,564	37,000	33,000	37,000	40,000
010-6000-451.50-40 UTILITIES (PSO) BASEBALL	16,308	16,500	16,500	17,000	18,500
010-6000-451.50-41 UTILITIES (PSO) SOCCER	9,192	13,000	13,000	13,400	14,600
010-6000-451.50-42 UTILITIES (PSO) SOFTBALL	21,713	32,000	25,000	32,000	34,900
010-6000-451.50-43 UTILITIES (PSO) AL GRAHAM	9,566	14,800	14,500	15,000	16,400
010-6000-451.50-54 OUTSIDE DATA SERVICE	5,870	9,500	9,900	11,500	13,700
010-6000-451.50-85 OVERHEAD FEE	53,700	53,700	53,700	53,700	53,700
010-6000-451.50-86 MISCELLANEOUS	0	100	100	100	100
OTHER SERVICES	<u>155,618</u>	<u>191,900</u>	<u>176,400</u>	<u>194,400</u>	<u>207,000</u>
OTHER SERVICES & CHARGES	<u>181,668</u>	<u>236,900</u>	<u>221,700</u>	<u>263,800</u>	<u>259,600</u>
010-6000-451.60-03 OFFICE SUPPLIES	688	900	300	700	700
010-6000-451.60-10 UNIFORMS	3,290	5,000	3,400	5,000	5,000
010-6000-451.60-18 BLDG MATERIAL & SUPPLIES	11,556	12,000	12,000	12,000	12,500
010-6000-451.60-19 TIRES & TUBES	6,036	7,500	8,000	9,000	9,500
010-6000-451.60-20 VEHICLE REPAIR PARTS	36,244	35,000	36,000	39,000	42,500
010-6000-451.60-21 FUEL & LUBRICANTS	83,835	90,000	90,000	90,000	99,900
010-6000-451.60-23 MATERIAL & SUPPLIES	12,435	15,000	14,000	15,000	15,000
010-6000-451.60-24 OTHER EQUIPMENT	6,810	9,500	6,000	7,000	7,000
010-6000-451.60-27 CONCRETE & AGGREGATE	6,523	12,000	12,000	12,000	12,000
010-6000-451.60-28 BOOKS, MAGS, & SUBSCRIPT.	5	0	0	0	0
010-6000-451.60-30 JANITORIAL SUPPLIES	2,116	2,500	2,500	2,500	2,500
010-6000-451.60-31 OTHER EQUIP PARTS/MAINT	536	600	600	600	700
010-6000-451.60-33 RECREATIONAL SUPPLIES	12,199	24,000	28,000	24,000	26,000
010-6000-451.60-34 CHEMICAL & LAB SUPPLIES	20,987	28,500	28,500	28,500	29,400
010-6000-451.60-50 RADIO MAINTENANCE	0	600	300	600	600
010-6000-451.60-70 BEAUTIFICATION	13,586	20,000	20,000	20,000	20,000
MATERIALS & SUPPLIES	<u>216,846</u>	<u>263,100</u>	<u>261,600</u>	<u>265,900</u>	<u>283,300</u>
PARKS & RECREATION	<u>1,678,670</u>	<u>1,897,400</u>	<u>1,798,100</u>	<u>1,974,300</u>	<u>2,036,500</u>

CITY OF BROKEN ARROW  
GENERAL FUND  
PARKS DEPARTMENT  
Main Place Division

ACCOUNT NUMBER/DESCRIPTION	FISCAL YEAR	FISCAL YEAR	FISCAL YEAR	FISCAL YEAR	FISCAL YEAR
	2013 ACTUAL	2014 BUDGET	2014 ESTIMATED ACTUAL	2015 BUDGET	2016 FINANCIAL PLAN
010-6001-451.40-07 BUILDING MAINTENANCE	3,425	10,000	7,500	8,500	8,500
PROPERTY SERVICES	<u>3,425</u>	<u>10,000</u>	<u>7,500</u>	<u>8,500</u>	<u>8,500</u>
010-6001-451.50-22 TELEPHONE	1,824	2,000	2,000	2,000	2,200
010-6001-451.50-24 UTILITIES (ONG)	5,952	10,000	8,500	8,500	9,000
010-6001-451.50-25 UTILITIES (PSO)	19,715	27,000	27,000	27,000	28,000
OTHER SERVICES	<u>27,491</u>	<u>39,000</u>	<u>37,500</u>	<u>37,500</u>	<u>39,200</u>
OTHER SERVICES & CHARGES	<u>30,916</u>	<u>49,000</u>	<u>45,000</u>	<u>46,000</u>	<u>47,700</u>
010-6001-451.60-18 BLDG MATERIAL & SUPPLIES	1,392	2,000	3,500	3,000	3,000
010-6001-451.60-23 MATERIAL & SUPPLIES	180	800	300	800	800
010-6001-451.60-24 OTHER EQUIPMENT	0	300	100	300	300
010-6001-451.60-30 JANITORIAL SUPPLIES	631	600	1,200	800	800
MATERIALS & SUPPLIES	<u>2,203</u>	<u>3,700</u>	<u>5,100</u>	<u>4,900</u>	<u>4,900</u>
MAIN PLACE	<u>33,119</u>	<u>52,700</u>	<u>50,100</u>	<u>50,900</u>	<u>52,600</u>

CITY OF BROKEN ARROW  
GENERAL FUND  
PARKS DEPARTMENT  
Recreation Division

ACCOUNT NUMBER/DESCRIPTION	FISCAL YEAR		FISCAL YEAR	FISCAL YEAR	
	2013	2014	2014	2015	2016
	ACTUAL	BUDGET	ESTIMATED	BUDGET	FINANCIAL
			ACTUAL		PLAN
010-6002-451.10-04 REGULAR	201,301	225,900	210,000	237,000	245,300
010-6002-451.10-05 VARIABLE PAY PROGRAM	1,728	0	0	0	0
010-6002-451.10-08 PART TIME & TEMPORARY	311,643	350,000	320,000	350,000	493,500
010-6002-451.10-11 OVERTIME	10,415	10,000	10,000	10,000	10,000
SALARIES AND WAGES	<u>525,087</u>	<u>585,900</u>	<u>540,000</u>	<u>597,000</u>	<u>748,800</u>
010-6002-451.20-10 LONGEVITY	1,775	1,600	2,700	3,400	3,800
010-6002-451.20-21 SOCIAL SECURITY	39,951	43,800	43,800	55,400	55,900
010-6002-451.20-22 RETIREMENT	19,308	22,000	22,000	24,400	25,000
010-6002-451.20-26 INSURANCE	29,335	44,200	43,200	46,300	48,600
010-6002-451.20-41 CELL PHONE ALLOWANCE	551	600	500	600	600
EMPLOYEE BENEFITS	<u>90,920</u>	<u>112,200</u>	<u>112,200</u>	<u>130,100</u>	<u>133,900</u>
PERSONAL SERVICES	<u>616,007</u>	<u>698,100</u>	<u>652,200</u>	<u>727,100</u>	<u>882,700</u>
010-6002-451.30-11 REG. FEES & CERTIFICATION	2,664	2,000	3,500	2,000	2,000
010-6002-451.30-84 MEDICAL VACCINATION	70	100	100	100	100
010-6002-451.30-85 MEMBERSHIP DUES	499	700	700	700	700
PROF & TECH SERVICES	<u>3,233</u>	<u>2,800</u>	<u>4,300</u>	<u>2,800</u>	<u>2,800</u>
010-6002-451.40-07 BUILDING MAINTENANCE	20,034	13,000	13,000	13,000	13,000
010-6002-451.40-20 VEHICLE REPAIR	308	400	200	400	400
010-6002-451.40-28 MISC. CONTRACT SERVICES	43,462	30,000	36,000	30,000	30,000
010-6002-451.40-29 OTHER EQUIPMENT REPAIR	0	400	100	400	400
010-6002-451.40-31 UNIFORM RENTAL/SERVICES	0	0	100	0	0
010-6002-451.40-33 OTHER RENTAL	407	7,000	1,500	2,500	7,000
010-6002-451.40-55 MAINTENANCE SERVICES	7,916	10,000	10,000	10,000	10,000
PROPERTY SERVICES	<u>72,127</u>	<u>60,800</u>	<u>60,900</u>	<u>56,300</u>	<u>60,800</u>
010-6002-451.50-03 TRAVEL & EXPENSES	718	1,500	1,200	1,500	1,500
010-6002-451.50-10 SERVICE CONTRACT	0	0	0	48,500	0
010-6002-451.50-22 TELEPHONE	4,864	5,400	5,400	4,500	5,400
010-6002-451.50-24 UTILITIES (ONG)	12,859	10,000	10,000	10,000	11,000
010-6002-451.50-25 UTILITIES (PSO)	69,850	100,000	90,000	100,000	100,000
010-6002-451.50-36 PRINTING SERVICES	280	300	200	300	300
010-6002-451.50-55 CREDIT CARD CHARGES	1,697	2,200	2,200	2,200	2,200
010-6002-451.50-86 MISCELLANEOUS	40	100	100	100	100
OTHER SERVICES	<u>90,308</u>	<u>119,500</u>	<u>109,100</u>	<u>167,100</u>	<u>120,500</u>
OTHER SERVICES & CHARGES	<u>165,668</u>	<u>183,100</u>	<u>174,300</u>	<u>226,200</u>	<u>184,100</u>

CITY OF BROKEN ARROW  
GENERAL FUND  
PARKS DEPARTMENT  
Recreation Division

ACCOUNT NUMBER/DESCRIPTION	FISCAL YEAR	FISCAL YEAR	FISCAL YEAR	FISCAL YEAR	FISCAL YEAR
	2013 ACTUAL	2014 BUDGET	2014 ESTIMATED ACTUAL	2015 BUDGET	2016 FINANCIAL PLAN
010-6002-451.60-03 OFFICE SUPPLIES	4,002	4,400	4,400	4,400	4,400
010-6002-451.60-10 UNIFORMS	9	700	700	700	700
010-6002-451.60-18 BLDG MATERIAL & SUPPLIES	6,488	7,100	9,000	7,100	7,100
010-6002-451.60-19 TIRES & TUBES	0	200	200	200	200
010-6002-451.60-20 VEHICLE REPAIR PARTS	81	500	300	500	500
010-6002-451.60-21 FUEL & LUBRICANTS	1,229	1,500	1,300	1,500	1,500
010-6002-451.60-23 MATERIAL & SUPPLIES	13,141	11,500	3,000	7,500	8,500
010-6002-451.60-24 OTHER EQUIPMENT	8,854	22,000	22,000	33,300	11,000
010-6002-451.60-28 BOOKS, MAGS, & SUBSCRIPT.	176	200	100	200	200
010-6002-451.60-30 JANITORIAL SUPPLIES	4,969	6,500	4,500	6,500	6,500
010-6002-451.60-33 RECREATIONAL SUPPLIES	11,106	11,000	9,000	11,000	11,000
010-6002-451.60-34 CHEMICAL & LAB SUPPLIES	22,095	18,500	17,500	18,500	20,000
010-6002-451.60-67 CONCESSION SUPPLIES	33,666	32,000	32,000	32,000	32,000
MATERIALS & SUPPLIES	<u>105,816</u>	<u>116,100</u>	<u>104,000</u>	<u>123,400</u>	<u>103,600</u>
RECREATION	<u>887,491</u>	<u>997,300</u>	<u>930,500</u>	<u>1,076,700</u>	<u>1,170,400</u>

CITY OF BROKEN ARROW  
GENERAL FUND  
PARKS DEPARTMENT  
Forestry/Horticulture Division

ACCOUNT NUMBER/DESCRIPTION	FISCAL YEAR	FISCAL YEAR	FISCAL YEAR	FISCAL YEAR	FISCAL YEAR
	2013 ACTUAL	2014 BUDGET	2014 ESTIMATED ACTUAL	2015 BUDGET	2016 FINANCIAL PLAN
010-6003-451.10-04 REGULAR	108,640	140,200	126,000	116,600	120,800
010-6003-451.10-05 VARIABLE PAY PROGRAM	1,604	0	0	0	0
010-6003-451.10-08 PART TIME & TEMPORARY	4,418	0	5,400	8,200	8,200
010-6003-451.10-11 OVERTIME	1,749	5,000	2,500	5,000	5,000
010-6003-451.10-19 INJURY PAY	0	0	200	0	0
<b>SALARIES AND WAGES</b>	<b>116,411</b>	<b>145,200</b>	<b>134,100</b>	<b>129,800</b>	<b>134,000</b>
010-6003-451.20-10 LONGEVITY	2,950	3,100	3,100	3,400	3,700
010-6003-451.20-21 SOCIAL SECURITY	8,551	10,200	8,800	9,400	9,600
010-6003-451.20-22 RETIREMENT	10,327	13,900	11,200	12,200	12,500
010-6003-451.20-26 INSURANCE	36,306	63,700	35,700	37,300	39,100
<b>EMPLOYEE BENEFITS</b>	<b>58,134</b>	<b>90,900</b>	<b>58,800</b>	<b>62,300</b>	<b>64,900</b>
<b>PERSONAL SERVICES</b>	<b>174,545</b>	<b>236,100</b>	<b>192,900</b>	<b>192,100</b>	<b>198,900</b>
010-6003-451.30-11 REG. FEES & CERTIFICATION	350	1,000	600	1,000	1,000
010-6003-451.30-85 MEMBERSHIP DUES	15	100	100	100	100
<b>PROF &amp; TECH SERVICES</b>	<b>365</b>	<b>1,100</b>	<b>700</b>	<b>1,100</b>	<b>1,100</b>
010-6003-451.40-20 VEHICLE REPAIR	0	600	600	600	700
010-6003-451.40-28 MISC. CONTRACT SERVICES	8,560	24,000	24,000	28,000	33,000
010-6003-451.40-31 UNIFORM RENTAL/SERVICES	476	700	600	700	700
010-6003-451.40-32 EQUIPMENT RENTAL	0	100	100	100	100
<b>PROPERTY SERVICES</b>	<b>9,036</b>	<b>25,400</b>	<b>25,300</b>	<b>29,400</b>	<b>34,500</b>
010-6003-451.50-03 TRAVEL & EXPENSES	0	400	100	400	400
010-6003-451.50-86 MISCELLANEOUS	0	0	0	100	0
<b>OTHER SERVICES</b>	<b>0</b>	<b>400</b>	<b>100</b>	<b>500</b>	<b>400</b>
<b>OTHER SERVICES &amp; CHARGES</b>	<b>9,401</b>	<b>26,900</b>	<b>26,100</b>	<b>31,000</b>	<b>36,000</b>



CITY OF BROKEN ARROW  
GENERAL FUND  
PARKS DEPARTMENT  
Forestry/Horticulture Division

ACCOUNT NUMBER/DESCRIPTION	FISCAL YEAR	FISCAL YEAR	FISCAL YEAR	FISCAL YEAR	FISCAL YEAR
	2013	2014	2014	2015	2016
	ACTUAL	BUDGET	ESTIMATED	BUDGET	FINANCIAL
			ACTUAL		PLAN
010-6003-451.60-03 OFFICE SUPPLIES	0	200	100	200	200
010-6003-451.60-10 UNIFORMS	416	1,100	800	1,100	1,100
010-6003-451.60-18 BLDG MATERIAL & SUPPLIES	203	1,200	800	1,200	1,200
010-6003-451.60-19 TIRES & TUBES	0	600	600	600	700
010-6003-451.60-20 VEHICLE REPAIR PARTS	608	1,600	1,000	1,600	1,600
010-6003-451.60-21 FUEL & LUBRICANTS	1,761	2,700	2,200	2,500	2,800
010-6003-451.60-23 MATERIAL & SUPPLIES	2,584	2,500	2,000	2,500	3,000
010-6003-451.60-24 OTHER EQUIPMENT	1,858	1,500	1,500	2,300	2,300
010-6003-451.60-27 CONCRETE & AGGREGATE	3	300	300	300	300
010-6003-451.60-28 BOOKS, MAGS, & SUBSCRIPT.	0	100	100	100	100
010-6003-451.60-31 OTHER EQUIP PARTS/MAINT	121	400	300	400	500
010-6003-451.60-34 CHEMICAL & LAB SUPPLIES	6,683	9,000	9,000	9,000	9,500
010-6003-451.60-50 RADIO MAINTENANCE	2	0	0	0	0
010-6003-451.60-70 BEAUTIFICATION	11,294	18,500	18,500	22,000	19,500
MATERIALS & SUPPLIES	<u>25,533</u>	<u>39,700</u>	<u>37,200</u>	<u>43,800</u>	<u>42,800</u>
FORESTRY/HORTICULTURE	<u>209,479</u>	<u>302,700</u>	<u>256,200</u>	<u>266,900</u>	<u>277,700</u>

CITY OF BROKEN ARROW  
GENERAL FUND  
PARKS DEPARTMENT  
Historical Museum Division

ACCOUNT NUMBER/DESCRIPTION	FISCAL YEAR	FISCAL YEAR	FISCAL YEAR	FISCAL YEAR	FISCAL YEAR
	2013 ACTUAL	2014 BUDGET	2014 ESTIMATED ACTUAL	2015 BUDGET	2016 FINANCIAL PLAN
010-6004-451.40-07 BUILDING MAINTENANCE	13,485	3,600	4,600	5,000	5,000
010-6004-451.40-28 MISC. CONTRACT SERVICES	0	200	100	400	400
PROPERTY SERVICES	<u>13,485</u>	<u>3,800</u>	<u>4,700</u>	<u>5,400</u>	<u>5,400</u>
010-6004-451.50-22 TELEPHONE	2,151	2,500	5,000	5,000	5,000
010-6004-451.50-24 UTILITIES (ONG)	3,404	4,500	4,000	6,000	7,000
010-6004-451.50-25 UTILITIES (PSO)	15,640	20,000	20,000	30,000	30,000
OTHER SERVICES	<u>21,195</u>	<u>27,000</u>	<u>29,000</u>	<u>41,000</u>	<u>42,000</u>
OTHER SERVICES & CHARGES	<u>34,680</u>	<u>30,800</u>	<u>33,700</u>	<u>46,400</u>	<u>47,400</u>
010-6004-451.60-18 BLDG MATERIAL & SUPPLIES	654	1,000	1,500	2,000	1,500
010-6004-451.60-23 MATERIAL & SUPPLIES	4	500	1,000	1,000	1,000
010-6004-451.60-24 OTHER EQUIPMENT	0	500	1,200	1,000	1,000
MATERIALS & SUPPLIES	<u>658</u>	<u>2,000</u>	<u>3,700</u>	<u>4,000</u>	<u>3,500</u>
HISTORICAL MUSEUM	<u>35,338</u>	<u>32,800</u>	<u>37,400</u>	<u>50,400</u>	<u>50,900</u>

CITY OF BROKEN ARROW  
GENERAL FUND  
PARKS DEPARTMENT  
Special Events Division

ACCOUNT NUMBER/DESCRIPTION	FISCAL YEAR	FISCAL YEAR	FISCAL YEAR	FISCAL YEAR	FISCAL YEAR
	2013	2014	2014	2015	2016
	ACTUAL	BUDGET	ESTIMATED	BUDGET	FINANCIAL
			ACTUAL		PLAN
010-6005-451.10-04 REGULAR	64,727	154,600	142,600	142,600	144,000
010-6005-451.10-08 PART TIME & TEMPORARY	0	0	15,000	16,800	17,200
SALARIES AND WAGES	<u>64,727</u>	<u>154,600</u>	<u>157,600</u>	<u>159,400</u>	<u>161,200</u>
010-6005-451.20-10 LONGEVITY	2,350	3,100	3,200	3,400	3,500
010-6005-451.20-21 SOCIAL SECURITY	5,114	11,700	11,700	12,100	12,100
010-6005-451.20-22 RETIREMENT	6,082	14,300	14,300	14,900	14,900
010-6005-451.20-26 INSURANCE	6,044	21,700	21,800	22,800	23,800
010-6005-451.20-41 CELL PHONE ALLOWANCE	552	1,200	1,200	1,200	1,100
EMPLOYEE BENEFITS	<u>20,142</u>	<u>52,000</u>	<u>52,200</u>	<u>54,400</u>	<u>55,400</u>
PERSONAL SERVICES	<u>84,869</u>	<u>206,600</u>	<u>209,800</u>	<u>213,800</u>	<u>216,600</u>
010-6005-451.30-11 REG. FEES & CERTIFICATION	4	500	300	500	500
010-6005-451.30-85 MEMBERSHIP DUES	1,043	1,200	1,200	1,200	1,200
010-6005-451.30-87 PROFESSIONAL SERVICES	0	0	100	0	0
PROF & TECH SERVICES	<u>1,047</u>	<u>1,700</u>	<u>1,600</u>	<u>1,700</u>	<u>1,700</u>
010-6005-451.40-07 BUILDING MAINTENANCE	0	500	2,000	1,800	1,800
010-6005-451.40-20 VEHICLE REPAIR	0	300	300	500	500
010-6005-451.40-28 MISC. CONTRACT SERVICES	2,571	7,500	7,500	10,000	10,000
010-6005-451.40-29 OTHER EQUIPMENT REPAIR	0	400	0	200	200
010-6005-451.40-32 EQUIPMENT RENTAL	3,979	2,000	2,000	3,000	3,000
010-6005-451.40-33 OTHER RENTAL	0	700	500	700	700
010-6005-451.40-50 RADIO MAINTENANCE-OUTSIDE	0	0	100	100	0
010-6005-451.40-55 MAINTENANCE SERVICES	0	0	100	100	0
PROPERTY SERVICES	<u>6,550</u>	<u>11,400</u>	<u>12,500</u>	<u>16,400</u>	<u>16,200</u>
010-6005-451.50-03 TRAVEL & EXPENSES	0	1,000	800	1,000	1,000
010-6005-451.50-10 SERVICE CONTRACT	0	300	200	500	500
010-6005-451.50-22 TELEPHONE	49	600	300	600	600
010-6005-451.50-23 OTHER UTILITIES	1,263	1,200	4,000	2,800	4,000
010-6005-451.50-24 UTILITIES (ONG)	0	0	100	0	0
010-6005-451.50-25 UTILITIES (PSO)	1,059	2,400	2,000	2,400	4,400
010-6005-451.50-36 PRINTING SERVICES	0	200	200	200	200
010-6005-451.50-54 OUTSIDE DATA SERVICE	0	600	500	600	2,000
010-6005-451.50-86 MISCELLANEOUS	0	100	100	500	500
OTHER SERVICES	<u>2,371</u>	<u>6,400</u>	<u>8,200</u>	<u>8,600</u>	<u>13,200</u>
OTHER SERVICES & CHARGES	<u>9,968</u>	<u>19,500</u>	<u>22,300</u>	<u>26,700</u>	<u>31,100</u>

CITY OF BROKEN ARROW  
GENERAL FUND  
PARKS DEPARTMENT  
Special Events Division

ACCOUNT NUMBER/DESCRIPTION	FISCAL YEAR	FISCAL YEAR	FISCAL YEAR	FISCAL YEAR	FISCAL YEAR
	2013 ACTUAL	2014 BUDGET	2014 ESTIMATED ACTUAL	2015 BUDGET	2016 FINANCIAL PLAN
010-6005-451.60-03 OFFICE SUPPLIES	0	200	200	500	500
010-6005-451.60-10 UNIFORMS	0	300	200	300	300
010-6005-451.60-18 BLDG MATERIAL & SUPPLIES	18	1,000	750	1,500	1,500
010-6005-451.60-19 TIRES & TUBES	225	300	300	300	300
010-6005-451.60-20 VEHICLE REPAIR PARTS	0	100	100	2,000	400
010-6005-451.60-21 FUEL & LUBRICANTS	31	1,000	200	1,000	1,000
010-6005-451.60-23 MATERIAL & SUPPLIES	1,056	1,000	600	2,000	1,200
010-6005-451.60-24 OTHER EQUIPMENT	50	500	1,200	1,200	1,200
010-6005-451.60-28 BOOKS, MAGS, & SUBSCRIPT.	0	200	0	200	200
010-6005-451.60-30 JANITORIAL SUPPLIES	43	200	350	500	500
010-6005-451.60-31 OTHER EQUIP PARTS/MAINT MATERIALS & SUPPLIES	0	200	100	200	200
	<u>1,423</u>	<u>5,000</u>	<u>4,000</u>	<u>9,700</u>	<u>7,300</u>
SPECIAL EVENTS	<u>96,260</u>	<u>231,100</u>	<u>236,100</u>	<u>250,200</u>	<u>255,000</u>
PARKS & RECREATION	<u>2,940,357</u>	<u>3,514,000</u>	<u>3,308,400</u>	<u>3,669,400</u>	<u>3,843,100</u>



**CITY OF BROKEN ARROW**

**MUNICIPAL AUTHORITY**

**FY2015 BUDGET**

**FY2016 FINANCIAL PLAN**

**CITY OF BROKEN ARROW**



**BROKEN ARROW MUNICIPAL AUTHORITY  
FINANCIAL PLAN  
FISCAL YEARS 2015 & 2016**

	FINANCIAL PLAN 2014	ESTIMATED ACTUAL 2014	FINANCIAL PLAN 2015	FINANCIAL PLAN 2016
<b>BEGINNING FUND BALANCE - EMERGENCY RESERVE FUND BALANCE</b>	5,936,345	5,936,345	4,713,745	2,269,945
<b>CURRENT REVENUE:</b>				
CHARGES FOR SERVICES	37,833,500	37,592,600	40,464,400	44,848,800
INTERGOVERNMENTAL	0	0	0	0
FINES FORFEITURES & ASSESSMENTS	760,900	770,100	781,800	792,400
INTEREST	25,400	11,000	15,000	15,000
MISCELLANEOUS	127,400	128,200	115,000	115,000
<b>TOTAL CURRENT REVENUE</b>	<b>38,747,200</b>	<b>38,501,900</b>	<b>41,376,200</b>	<b>45,771,200</b>
<b>OTHER FINANCING SOURCES:</b>				
TRANSFERS IN	12,550,600	12,232,400	12,660,600	13,103,800
NOTE PROCEEDS	11,099,800	0	0	0
<b>TOTAL OTHER FINANCING SOURCES</b>	<b>23,650,400</b>	<b>12,232,400</b>	<b>12,660,600</b>	<b>13,103,800</b>
<b>TOTAL REVENUES</b>	<b>62,397,600</b>	<b>50,734,300</b>	<b>54,036,800</b>	<b>58,875,000</b>
<b>CURRENT EXPENDITURES:</b>				
PERSONAL SERVICES	12,977,000	12,115,000	13,773,200	14,141,100
OTHER SERVICES & CHARGES	15,016,200	15,064,800	13,511,100	11,317,100
MATERIALS & SUPPLIES	3,638,900	3,742,600	4,473,200	5,080,300
CAPITAL OUTLAY	16,776,400	3,996,800	4,867,500	5,023,200
<b>TOTAL CURRENT EXPENDITURES</b>	<b>48,408,500</b>	<b>34,919,200</b>	<b>36,625,000</b>	<b>35,561,700</b>
<b>OTHER FINANCING USES -</b>				
DEBT SERVICE	4,400,000	4,655,300	7,045,000	6,966,000
TRANSFERS OUT	12,700,600	12,382,400	12,810,600	13,253,800
<b>TOTAL OTHER FINANCING USES</b>	<b>17,100,600</b>	<b>17,037,700</b>	<b>19,855,600</b>	<b>20,219,800</b>
<b>TOTAL EXPENDITURES</b>	<b>65,509,100</b>	<b>51,956,900</b>	<b>56,480,600</b>	<b>55,781,500</b>
<b>NET INCOME</b>	<b>(3,111,500)</b>	<b>(1,222,600)</b>	<b>(2,443,800)</b>	<b>3,093,500</b>
<b>ENDING FUND BALANCE - EMERGENCY RESERVE FUND BALANCE</b>	<b>2,824,845</b>	<b>4,713,745</b>	<b>2,269,945</b>	<b>5,363,445</b>



**BROKEN ARROW MUNICIPAL AUTHORITY  
FINANCIAL PLAN  
FISCAL YEARS 2015 & 2016**

DESCRIPTION	FINANCIAL PLAN 2014	ESTIMATED ACTUAL 2014	FINANCIAL PLAN 2015	FINANCIAL PLAN 2016
<b>REVENUES:</b>				
<b>CHARGES FOR SERVICES:</b>				
Water Revenue	17,977,400	17,024,600	18,429,200	20,633,800
Water Districts	55,900	5,800	6,400	19,600
Sewer Charges	9,004,400	9,630,300	10,786,000	12,522,600
Sanitation	5,945,300	5,970,000	6,059,600	6,150,500
Extra Refuse Pick-up	30,800	37,800	37,800	38,400
Water Taps	436,200	482,400	489,700	497,100
Sewer Taps	11,300	12,500	12,700	12,900
Stormwater Utility Fee	3,767,000	3,834,200	4,045,100	4,373,100
Turn-ons	166,600	157,100	159,500	161,900
Bag Sales	9,700	10,700	10,900	11,100
Transfer Fees	12,300	12,800	13,000	13,200
Pretreatment Application Fee	4,100	1,900	2,000	2,100
Overhead Fee - General Fund	412,500	412,500	412,500	412,500
<b>TOTAL CHARGES FOR SERVICES</b>	<b>37,833,500</b>	<b>37,592,600</b>	<b>40,464,400</b>	<b>44,848,800</b>

**BROKEN ARROW MUNICIPAL AUTHORITY  
FINANCIAL PLAN  
FISCAL YEAR 2014**

DEPARTMENT/DIVISION	PERSONAL SERVICES	OTHER SERVICES & CHARGES	MATERIALS AND SUPPLIES	CAPITAL OUTLAY	TOTAL
Finance - Revenue	442,000	477,800	6,000	0	925,800
<b>General Government</b>	<b>18,000</b>	<b>1,156,400</b>	<b>11,000</b>	<b>557,000</b>	<b>1,742,400</b>
<b>General Services:</b>					
Operations	279,300	118,400	21,200	81,969	500,869
Building Maintenance	786,700	9,200	38,600	6,000	840,500
Fleet Maintenance	1,129,800	32,400	62,700	49,500	1,274,400
Sanitation	2,200,300	1,767,300	978,000	503,496	5,449,096
Logistics	332,800	19,600	8,800	8,031	369,231
<b>Total General Services</b>	<b>4,728,900</b>	<b>1,946,900</b>	<b>1,109,300</b>	<b>648,996</b>	<b>8,434,096</b>
<b>Engineering/Construction:</b>					
Construction	637,400	9,800	25,300	25,500	698,000
Engineering	956,000	80,500	24,500	191,800	1,252,800
Stormwater	279,500	36,500	14,300	6,000	336,300
<b>Total Engineering/Construction</b>	<b>1,872,900</b>	<b>126,800</b>	<b>64,100</b>	<b>223,300</b>	<b>2,287,100</b>
<b>Street/Stormwater - Stormwater</b>	<b>1,540,300</b>	<b>593,800</b>	<b>338,300</b>	<b>607,504</b>	<b>3,079,904</b>
<b>Utilities:</b>					
Water Utilities R & C	2,035,700	1,904,100	752,400	2,403,500	7,095,700
Water Plant	658,400	6,086,100	1,060,200	10,469,611	18,274,311
Wastewater Plant	390,800	1,604,200	162,000	868,008	3,025,008
Sewer Utilities R & C	1,290,000	1,120,100	135,600	998,481	3,544,181
<b>Total Utilities</b>	<b>4,374,900</b>	<b>10,714,500</b>	<b>2,110,200</b>	<b>14,739,600</b>	<b>31,939,200</b>
<b>TOTAL EXPENDITURES</b>	<b>12,977,000</b>	<b>15,016,200</b>	<b>3,638,900</b>	<b>16,776,400</b>	<b>48,408,500</b>
<b>Other Financing Uses:</b>					
Debt Service:					4,400,000
Transfers Out					
General Fund					12,550,600
BAEDA					150,000
<b>Total Transfers Out</b>					<b>12,700,600</b>
<b>Total Other Financing Uses</b>					<b>17,100,600</b>
<b>TOTAL BUDGET</b>					<b>65,509,100</b>

**BROKEN ARROW MUNICIPAL AUTHORITY  
ESTIMATED ACTUAL  
FISCAL YEAR 2014**

DEPARTMENT/DIVISION	PERSONAL SERVICES	OTHER SERVICES & CHARGES	MATERIALS AND SUPPLIES	CAPITAL OUTLAY	TOTAL
Finance - Revenue	435,500	474,100	4,500	0	914,100
<b>General Government</b>	<b>9,200</b>	<b>1,239,500</b>	<b>10,100</b>	<b>549,500</b>	<b>1,808,300</b>
<b>General Services:</b>					
Operations	278,400	93,900	23,600	25,000	420,900
Building Maintenance	784,900	7,400	38,000	6,000	836,300
Fleet Maintenance	998,900	26,900	64,900	35,000	1,125,700
Sanitation	1,939,200	1,846,100	944,000	536,000	5,265,300
Logistics	334,800	16,300	7,900	8,100	367,100
<b>Total General Services</b>	<b>4,336,200</b>	<b>1,990,600</b>	<b>1,078,400</b>	<b>610,100</b>	<b>8,015,300</b>
<b>Engineering/Construction:</b>					
Construction	641,600	5,100	12,800	0	659,500
Engineering	792,900	55,400	13,100	50,000	911,400
Stormwater	280,000	26,500	9,200	5,000	320,700
<b>Total Engineering/Construction</b>	<b>1,714,500</b>	<b>87,000</b>	<b>35,100</b>	<b>55,000</b>	<b>1,891,600</b>
<b>Street/Stormwater -</b>					
Stormwater	1,568,200	601,300	347,100	611,400	3,128,000
<b>Utilities:</b>					
Water Utilities R & C	2,117,700	1,910,400	753,900	1,121,700	5,903,700
Water Plant	483,500	6,123,300	1,090,700	29,100	7,726,600
Wastewater Plant	323,700	1,537,600	311,000	238,300	2,410,600
Sewer Utilities R & C	1,126,500	1,101,000	111,800	781,700	3,121,000
<b>Total Utilities</b>	<b>4,051,400</b>	<b>10,672,300</b>	<b>2,267,400</b>	<b>2,170,800</b>	<b>19,161,900</b>
<b>TOTAL EXPENDITURES</b>	<b>12,115,000</b>	<b>15,064,800</b>	<b>3,742,600</b>	<b>3,996,800</b>	<b>34,919,200</b>
<b>Other Financing Uses:</b>					
Debt Service:					4,655,300
Transfers Out					
General Fund					12,232,400
BAEDA					150,000
<b>Total Transfers Out</b>					<b>12,382,400</b>
<b>Total Other Financing Uses</b>					<b>17,037,700</b>
<b>TOTAL BUDGET</b>					<b>51,956,900</b>

**BROKEN ARROW MUNICIPAL AUTHORITY  
FINANCIAL PLAN  
FISCAL YEAR 2015**

DEPARTMENT/DIVISION	PERSONAL SERVICES	OTHER SERVICES & CHARGES	MATERIALS AND SUPPLIES	CAPITAL OUTLAY	TOTAL
Finance - Revenue	456,500	494,600	6,000	0	957,100
<b>General Government</b>	<b>16,700</b>	<b>1,454,000</b>	<b>11,000</b>	<b>17,500</b>	<b>1,499,200</b>
<b>General Services:</b>					
Operations	305,300	102,000	36,500	142,000	585,800
Building Maintenance	787,400	10,300	39,900	6,000	843,600
Fleet Maintenance	1,163,500	32,200	62,600	575,000	1,833,300
Sanitation	2,201,300	1,798,200	992,200	800,000	5,791,700
Logistics	342,000	17,700	9,600	7,000	376,300
<b>Total General Services</b>	<b>4,799,500</b>	<b>1,960,400</b>	<b>1,140,800</b>	<b>1,530,000</b>	<b>9,430,700</b>
<b>Engineering/Construction:</b>					
Construction	623,300	12,700	25,300	54,600	715,900
Engineering	995,300	88,900	25,200	135,000	1,244,400
Stormwater	283,600	34,000	14,300	0	331,900
<b>Total Engineering/Construction</b>	<b>1,902,200</b>	<b>135,600</b>	<b>64,800</b>	<b>189,600</b>	<b>2,292,200</b>
<b>Street/Stormwater -</b>					
Stormwater	1,647,400	595,000	364,000	1,004,100	3,610,500
<b>Utilities:</b>					
Water Utilities R & C	1,610,800	1,904,200	574,300	530,900	4,620,200
Administration	214,700	5,200	8,100	0	228,000
Water Plant	718,800	3,581,500	1,472,000	125,000	5,897,300
Meter Reading	584,500	21,400	275,600	82,400	963,900
Wastewater Plant	507,500	2,093,800	432,800	1,031,000	4,065,100
Sewer Utilities R & C	1,314,600	1,265,400	123,800	357,000	3,060,800
<b>Total Utilities</b>	<b>4,950,900</b>	<b>8,871,500</b>	<b>2,886,600</b>	<b>2,126,300</b>	<b>18,835,300</b>
<b>TOTAL EXPENDITURES</b>	<b>13,773,200</b>	<b>13,511,100</b>	<b>4,473,200</b>	<b>4,867,500</b>	<b>36,625,000</b>
<b>Other Financing Uses:</b>					
Debt Service:					7,045,000
Transfers Out					
General Fund					12,660,600
BAEDA					150,000
<b>Total Transfers Out</b>					<b>12,810,600</b>
<b>Total Other Financing Uses</b>					<b>19,855,600</b>
<b>TOTAL BUDGET</b>					<b>56,480,600</b>

**BROKEN ARROW MUNICIPAL AUTHORITY  
FINANCIAL PLAN  
FISCAL YEAR 2016**

DEPARTMENT/DIVISION	PERSONAL SERVICES	OTHER SERVICES & CHARGES	MATERIALS AND SUPPLIES	CAPITAL OUTLAY	TOTAL
Finance - Revenue	477,100	495,800	6,000	0	978,900
<b>General Government</b>	<b>16,700</b>	<b>1,454,000</b>	<b>11,000</b>	<b>17,500</b>	<b>1,499,200</b>
<b>General Services:</b>					
Operations	313,400	103,700	22,600	42,000	481,700
Building Maintenance	840,600	10,500	31,600	36,000	918,700
Fleet Maintenance	1,190,400	32,200	63,200	550,000	1,835,800
Sanitation	2,223,400	1,133,300	1,052,500	580,000	4,989,200
Logistics	351,400	17,800	9,200	8,000	386,400
<b>Total General Services</b>	<b>4,919,200</b>	<b>1,297,500</b>	<b>1,179,100</b>	<b>1,216,000</b>	<b>8,611,800</b>
<b>Engineering/Construction:</b>					
Construction	709,400	12,700	25,300	0	747,400
Engineering	1,007,800	88,900	25,200	100,000	1,221,900
Stormwater	287,300	34,000	14,300	0	335,600
<b>Total Engineering/Construction</b>	<b>2,004,500</b>	<b>135,600</b>	<b>64,800</b>	<b>100,000</b>	<b>2,304,900</b>
<b>Street/Stormwater -</b>					
Stormwater	1,669,300	631,400	383,400	808,500	3,492,600
<b>Utilities:</b>					
Water Utilities R & C	1,627,400	95,600	589,500	360,000	2,672,500
Administration	216,900	5,200	6,100	0	228,200
Water Plant	750,500	3,679,500	2,092,000	60,000	6,582,000
Meter Reading	598,700	16,700	304,100	11,200	930,700
Wastewater Plant	519,000	2,152,100	376,800	2,440,000	5,487,900
Sewer Utilities R & C	1,341,800	1,353,700	67,500	10,000	2,773,000
<b>Total Utilities</b>	<b>5,054,300</b>	<b>7,302,800</b>	<b>3,436,000</b>	<b>2,881,200</b>	<b>18,674,300</b>
<b>TOTAL EXPENDITURES</b>	<b>14,141,100</b>	<b>11,317,100</b>	<b>5,080,300</b>	<b>5,023,200</b>	<b>35,561,700</b>
<b>Other Financing Uses:</b>					
Debt Service:					6,966,000
Transfers Out					
General Fund					13,103,800
BAEDA					150,000
<b>Total Transfers Out</b>					<b>13,253,800</b>
<b>Total Other Financing Uses</b>					<b>20,219,800</b>
<b>TOTAL BUDGET</b>					<b>55,781,500</b>

## FINANCE DEPARTMENT

**DIVISIONS:**

Revenue

**PURPOSE:**

The Revenue Division purpose is to provide prompt and courteous service to the citizens of the City by coordinating with the Water, Sewer, Stormwater and Sanitation utilities for timely levels of service, presenting accurate customer bills on a timely basis, facilitate information and community news through messages on the monthly bills, collect and accurately post payments to the appropriate customer accounts and deposit all collections for the day.

### FINANCIAL HIGHLIGHTS

	FISCAL YEAR 2014 FINANCIAL PLAN	FISCAL YEAR 2014 ESTIMATED ACTUAL	FISCAL YEAR 2015 FINANCIAL PLAN	FISCAL YEAR 2016 FINANCIAL PLAN
<b>PERSONAL SERVICES:</b>				
SALARIES & WAGES	302,500	298,500	309,600	322,900
EMPLOYEE BENEFITS	139,500	137,000	146,900	154,200
<b>TOTAL PERSONAL SERVICES</b>	<b>442,000</b>	<b>435,500</b>	<b>456,500</b>	<b>477,100</b>
<b>OTHER SERVICES &amp; CHARGES</b>				
PROF & TECH SERVICES	37,600	33,800	38,800	40,500
PROPERTY SERVICES	33,700	34,000	34,700	34,700
OTHER SERVICES	406,500	406,300	421,100	420,600
<b>TOTAL OTHER SERVICES &amp; CHARGES</b>	<b>477,800</b>	<b>474,100</b>	<b>494,600</b>	<b>495,800</b>
<b>MATERIALS &amp; SUPPLIES</b>	<b>6,000</b>	<b>4,500</b>	<b>6,000</b>	<b>6,000</b>
<b>TOTAL OPERATING EXPENSES</b>	<b>925,800</b>	<b>914,100</b>	<b>957,100</b>	<b>978,900</b>
<b>CAPITAL OUTLAY</b>	<b>0</b>	<b>0</b>	<b>0</b>	<b>0</b>
<b>TOTAL</b>	<b>925,800</b>	<b>914,100</b>	<b>957,100</b>	<b>978,900</b>

**CITY OF BROKEN ARROW  
BROKEN ARROW MUNICIPAL AUTHORITY  
FINANCE DEPARTMENT  
Revenue Division**

ACCOUNT NUMBER ACCOUNT DESCRIPTION	FISCAL YEAR	FISCAL YEAR	FISCAL YEAR	FISCAL YEAR
	2014 BUDGET	2014 ESTIMATED ACTUAL	2015 BUDGET	2016 FINANCIAL PLAN
020-0503-415.10-04 REGULAR	260,500	254,500	267,600	272,900
020-0503-415.10-05 VARIABLE PAY PROGRAM	2,000	0	2,000	0
020-0503-415.10-11 OVERTIME	40,000	44,000	40,000	50,000
<b>SALARIES AND WAGES</b>	<b>302,500</b>	<b>298,500</b>	<b>309,600</b>	<b>322,900</b>
020-0503-415.20-10 LONGEVITY	9,000	8,700	9,200	9,700
020-0503-415.20-21 SOCIAL SECURITY	22,400	22,400	24,300	25,500
020-0503-415.20-22 RETIREMENT	30,200	28,000	31,700	33,300
020-0503-415.20-26 INSURANCE	77,900	77,900	81,700	85,700
<b>EMPLOYEE BENEFITS</b>	<b>139,500</b>	<b>137,000</b>	<b>146,900</b>	<b>154,200</b>
<b>PERSONAL SERVICES</b>	<b>442,000</b>	<b>435,500</b>	<b>456,500</b>	<b>477,100</b>
020-0503-415.30-11 REG. FEES & CERTIFICATION	1,600	800	1,800	1,000
020-0503-415.30-81 AUDIT FEES	31,000	31,000	32,000	34,500
020-0503-415.30-87 PROFESSIONAL SERVICES	5,000	2,000	5,000	5,000
<b>PROF &amp; TECH SERVICES</b>	<b>37,600</b>	<b>33,800</b>	<b>38,800</b>	<b>40,500</b>
020-0503-415.40-33 OTHER RENTAL	400	1,000	1,200	1,200
020-0503-415.40-50 RADIO MAINTENANCE-OUTSIDE	300	0	0	0
020-0503-415.40-55 MAINTENANCE SERVICES	33,000	33,000	33,500	33,500
<b>PROPERTY SERVICES</b>	<b>33,700</b>	<b>34,000</b>	<b>34,700</b>	<b>34,700</b>
020-0503-415.50-03 TRAVEL & EXPENSES	2,000	1,000	1,600	1,600
020-0503-415.50-28 CONTRACT SERVICES	124,000	123,000	129,000	129,000
020-0503-415.50-39 POSTAGE	170,000	162,000	170,000	170,000
020-0503-415.50-55 CREDIT CARD CHARGES	110,000	120,000	120,000	120,000
020-0503-415.50-86 MISCELLANEOUS	500	300	500	0
<b>OTHER SERVICES</b>	<b>406,500</b>	<b>406,300</b>	<b>421,100</b>	<b>420,600</b>
<b>OTHER SERVICES &amp; CHARGES</b>	<b>477,800</b>	<b>474,100</b>	<b>494,600</b>	<b>495,800</b>
020-0503-415.60-03 OFFICE SUPPLIES	2,000	1,500	2,000	2,000
020-0503-415.60-23 MATERIAL & SUPPLIES	2,000	1,500	2,000	2,000
020-0503-415.60-24 OTHER EQUIPMENT	2,000	1,500	2,000	2,000
<b>MATERIAL &amp; SUPPLIES</b>	<b>6,000</b>	<b>4,500</b>	<b>6,000</b>	<b>6,000</b>
<b>FINANCE</b>	<b>925,800</b>	<b>914,100</b>	<b>957,100</b>	<b>978,900</b>

## GENERAL GOVERNMENT

**PURPOSE:**

The General Government program assembles all general purpose expenditure requirements that are not chargeable to specific departments. These expenditures do not include any personnel costs except for unemployment benefits, but do include such type of expenditures as building maintenance for City Hall, expenditures relating to conducting the City's business by BAMA Trustees and other general expenses for the operation of BAMA.

### FINANCIAL HIGHLIGHTS

	FISCAL YEAR 2014 FINANCIAL PLAN	FISCAL YEAR 2014 ESTIMATED ACTUAL	FISCAL YEAR 2015 FINANCIAL PLAN	FISCAL YEAR 2016 FINANCIAL PLAN
<b>PERSONAL SERVICES:</b>				
SALARIES & WAGES	0	0	0	0
EMPLOYEE BENEFITS	18,000	9,200	16,700	16,700
<b>TOTAL PERSONAL SERVICES</b>	<b>18,000</b>	<b>9,200</b>	<b>16,700</b>	<b>16,700</b>
<b>OTHER SERVICES &amp; CHARGES</b>				
PROF & TECH SERVICES	229,000	140,000	229,000	229,000
PROPERTY SERVICES	11,000	2,100	11,000	11,000
OTHER SERVICES	916,400	1,097,400	1,214,000	1,214,000
<b>TOTAL OTHER SERVICES &amp; CHARGES</b>	<b>1,156,400</b>	<b>1,239,500</b>	<b>1,454,000</b>	<b>1,454,000</b>
<b>MATERIALS &amp; SUPPLIES</b>	<b>11,000</b>	<b>10,100</b>	<b>11,000</b>	<b>11,000</b>
<b>TOTAL OPERATING EXPENSES</b>	<b>1,185,400</b>	<b>1,258,800</b>	<b>1,481,700</b>	<b>1,481,700</b>
<b>CAPITAL OUTLAY</b>	<b>557,000</b>	<b>549,500</b>	<b>17,500</b>	<b>17,500</b>
<b>TOTAL</b>	<b>1,742,400</b>	<b>1,808,300</b>	<b>1,499,200</b>	<b>1,499,200</b>



**CITY OF BROKEN ARROW  
BROKEN ARROW MUNICIPAL AUTHORITY  
GENERAL GOVERNMENT**

ACCOUNT NUMBER ACCOUNT DESCRIPTION	FISCAL YEAR		FISCAL YEAR	
	2014 BUDGET	2014 ESTIMATED ACTUAL	2015 BUDGET	2016 FINANCIAL PLAN
020-1700-419.20-25 UNEMPLOYMENT COMPENSATION	18,000	8,500	16,000	16,000
020-1700-419.20-28 PCORI FEE	0	700	700	700
EMPLOYEE BENEFITS	<u>18,000</u>	<u>9,200</u>	<u>16,700</u>	<u>16,700</u>
PERSONAL SERVICES	<u>18,000</u>	<u>9,200</u>	<u>16,700</u>	<u>16,700</u>
020-1700-419.30-08 LEGAL EXPENSES - LABOR	10,000	5,000	10,000	10,000
020-1700-419.30-09 LEGAL EXPENSE LITIGATION	50,000	10,000	50,000	50,000
020-1700-419.30-11 REG. FEES & CERTIFICATION	8,000	2,500	8,000	8,000
020-1700-419.30-85 MEMBERSHIP DUES	77,500	77,500	77,500	77,500
020-1700-419.30-87 PROFESSIONAL SERVICES	<u>83,500</u>	<u>45,000</u>	<u>83,500</u>	<u>83,500</u>
PROF & TECH SERVICES	<u>229,000</u>	<u>140,000</u>	<u>229,000</u>	<u>229,000</u>
020-1700-419.40-07 PROPERTY MAINTENANCE	10,000	2,000	10,000	10,000
020-1700-419.40-33 OTHER RENTAL	<u>1,000</u>	<u>100</u>	<u>1,000</u>	<u>1,000</u>
PROPERTY SERVICES	<u>11,000</u>	<u>2,100</u>	<u>11,000</u>	<u>11,000</u>
020-1700-419.50-03 TRAVEL & EXPENSES	10,000	8,300	10,000	10,000
020-1700-419.50-09 MISCELLANEOUS TORT CLAIMS	38,000	22,000	38,000	38,000
020-1700-419.50-11 WORKERS COMP	662,400	662,400	675,000	675,000
020-1700-419.50-22 TELEPHONE	11,000	7,200	11,000	11,000
020-1700-419.50-24 UTILITIES (ONG)	5,000	3,000	5,000	5,000
020-1700-419.50-25 UTILITIES (PSO)	20,000	15,500	20,000	20,000
020-1700-419.50-36 PRINTING SERVICES	20,000	18,000	20,000	20,000
020-1700-419.50-39 POSTAGE	20,000	10,000	20,000	20,000
020-1700-419.50-70 ECONOMIC DEVELOPMENT	10,000	1,000	10,000	10,000
020-1700-419.50-76 INSURANCE-GENERAL	80,000	142,000	135,000	135,000
020-1700-419.50-86 MISCELLANEOUS	20,000	200,000	250,000	250,000
020-1700-419.50-89 EMPLOYEE/CITIZEN ACTIVITY	<u>20,000</u>	<u>8,000</u>	<u>20,000</u>	<u>20,000</u>
OTHER SERVICES	<u>916,400</u>	<u>1,097,400</u>	<u>1,214,000</u>	<u>1,214,000</u>
OTHER SERVICES & CHARGES	<u>1,156,400</u>	<u>1,239,500</u>	<u>1,454,000</u>	<u>1,454,000</u>
020-1700-419.60-03 OFFICE SUPPLIES	500	100	500	500
020-1700-419.60-23 MATERIAL & SUPPLIES	2,500	2,500	2,500	2,500
020-1700-419.60-30 JANITORIAL SUPPLIES	<u>8,000</u>	<u>7,500</u>	<u>8,000</u>	<u>8,000</u>
MATERIAL & SUPPLIES	<u>11,000</u>	<u>10,100</u>	<u>11,000</u>	<u>11,000</u>
020-1700-419.70-18 COMMUNICATIONS EQUIPMENT	539,500	539,500	0	0
020-1700-419.70-19 OFFICE EQUIPMENT	<u>17,500</u>	<u>10,000</u>	<u>17,500</u>	<u>17,500</u>
CAPITAL OUTLAY	<u>557,000</u>	<u>549,500</u>	<u>17,500</u>	<u>17,500</u>
GENERAL GOVERNMENT	<u>7 1 2,400</u>	<u>1,808,300</u>	<u>1,499,200</u>	<u>1,499,200</u>

## GENERAL SERVICES DEPARTMENT

**DIVISIONS:**

Operations  
 Fleet Maintenance  
 Building Maintenance

Sanitation  
 Logistics

**PURPOSE:**

The General Services Department operates the sanitation functions of trash pickup and recycling. It also performs the vehicle and building maintenance functions for the City. The Logistics Division processes all purchase requisitions and issues purchase orders for the City. It is also the central receiving point for materials ordered and maintains the main warehouse.

### FINANCIAL HIGHLIGHTS

	FISCAL YEAR 2014 FINANCIAL PLAN	FISCAL YEAR 2014 ESTIMATED ACTUAL	FISCAL YEAR 2015 FINANCIAL PLAN	FISCAL YEAR 2016 FINANCIAL PLAN
<b>PERSONAL SERVICES:</b>				
SALARIES & WAGES	3,210,300	2,993,200	3,284,600	3,344,800
EMPLOYEE BENEFITS	1,518,600	1,343,000	1,514,900	1,574,400
<b>TOTAL PERSONAL SERVICES</b>	<b>4,728,900</b>	<b>4,336,200</b>	<b>4,799,500</b>	<b>4,919,200</b>
<b>OTHER SERVICES &amp; CHARGES</b>				
PROF & TECH SERVICES	24,700	17,000	24,700	26,700
PROPERTY SERVICES	909,600	854,200	910,300	914,900
OTHER SERVICES	1,012,600	1,119,400	1,025,400	355,900
<b>TOTAL OTHER SERVICES &amp; CHARGES</b>	<b>1,946,900</b>	<b>1,990,600</b>	<b>1,960,400</b>	<b>1,297,500</b>
<b>MATERIALS &amp; SUPPLIES</b>	<b>1,109,300</b>	<b>1,078,400</b>	<b>1,140,800</b>	<b>1,179,100</b>
<b>TOTAL OPERATING EXPENSES</b>	<b>7,785,100</b>	<b>7,405,200</b>	<b>7,900,700</b>	<b>7,395,800</b>
<b>CAPITAL OUTLAY</b>	<b>648,996</b>	<b>610,100</b>	<b>1,530,000</b>	<b>1,216,000</b>
<b>TOTAL</b>	<b>8,434,096</b>	<b>8,015,300</b>	<b>9,430,700</b>	<b>8,611,800</b>

**CITY OF BROKEN ARROW  
BROKEN ARROW MUNICIPAL AUTHORITY  
OPERATIONS DEPARTMENT  
Operations Division**

ACCOUNT NUMBER ACCOUNT DESCRIPTION	FISCAL YEAR	FISCAL YEAR	FISCAL YEAR	FISCAL YEAR
	2014 BUDGET	2014 ESTIMATED ACTUAL	2015 BUDGET	2016 FINANCIAL PLAN
020-5100-437.10-04 REGULAR	213,500	198,000	223,100.00	229,200
020-5100-437.10-11 OVERTIME	300	300	300.00	300
020-5100-437.10-19 INJURY PAY	0	500	0	0
<b>SALARIES AND WAGES</b>	<b>213,800</b>	<b>198,800</b>	<b>223,400</b>	<b>229,500</b>
020-5100-437.20-10 LONGEVITY	5,500	5,500	5,800	5,900
020-5100-437.20-21 SOCIAL SECURITY	16,700	15,500	14,800	14,900
020-5100-437.20-22 RETIREMENT	21,200	23,000	23,400	23,500
020-5100-437.20-26 INSURANCE	21,500	35,000	37,300	39,000
020-5100-437.20-41 CELL PHONE ALLOWANCE	600	600	600	600
<b>EMPLOYEE BENEFITS</b>	<b>65,500</b>	<b>79,600</b>	<b>81,900</b>	<b>83,900</b>
<b>PERSONAL SERVICES</b>	<b>279,300</b>	<b>278,400</b>	<b>305,300</b>	<b>313,400</b>
020-5100-437.30-11 REG. FEES & CERTIFICATION	1,000	200	1,000	1,000
<b>PROF &amp; TECH SERVICES</b>	<b>1,000</b>	<b>200</b>	<b>1,000</b>	<b>1,000</b>
020-5100-437.40-07 BUILDING MAINTENANCE	12,000	10,000	11,900	10,400
020-5100-437.40-20 VEHICLE REPAIR	1,400	200	1,400	1,400
020-5100-437.40-31 UNIFORM RENTAL/SERVICES	300	300	300	300
020-5100-437.40-33 OTHER RENTAL	2,200	2,200	2,200	2,200
020-5100-437.40-50 RADIO MAINTENANCE-OUTSIDE	600	0	600	600
020-5100-437.40-55 MAINTENANCE SERVICES	7,000	6,500	6,300	6,500
<b>PROPERTY SERVICES</b>	<b>23,500</b>	<b>19,200</b>	<b>22,700</b>	<b>21,400</b>
020-5100-437.50-03 TRAVEL & EXPENSES	100	0	100.00	100
020-5100-437.50-22 TELEPHONE	13,800	13,000	13,200.00	13,200
020-5100-437.50-24 UTILITIES (ONG)	23,000	15,000	18,000.00	20,000
020-5100-437.50-25 UTILITIES (PSO)	53,000	45,000	45,000.00	46,000
020-5100-437.50-86 MISCELLANEOUS	500	500	500.00	500
020-5100-437.50-89 EMPLOYEE/CITIZEN ACTIVITY	3,500	1,000	1,500.00	1,500
<b>OTHER SERVICES</b>	<b>93,900</b>	<b>74,500</b>	<b>78,300</b>	<b>81,300</b>
<b>OTHER SERVICES &amp; CHARGES</b>	<b>118,400</b>	<b>93,900</b>	<b>102,000</b>	<b>103,700</b>

**CITY OF BROKEN ARROW  
 BROKEN ARROW MUNICIPAL AUTHORITY  
 OPERATIONS DEPARTMENT  
 Operations Division**

ACCOUNT NUMBER ACCOUNT DESCRIPTION	FISCAL YEAR	FISCAL YEAR	FISCAL YEAR	FISCAL YEAR
	2014 BUDGET	2014 ESTIMATED ACTUAL	2015 BUDGET	2016 FINANCIAL PLAN
020-5100-437.60-03 OFFICE SUPPLIES	9,000	11,000	9,600	10,000
020-5100-437.60-10 UNIFORMS	100	100	100	100
020-5100-437.60-18 BLDG MATERIAL & SUPPLIES	7,500	9,000	9,000	8,000
020-5100-437.60-19 TIRES & TUBES	200	0	400	400
020-5100-437.60-20 VEHICLE REPAIR PARTS	500	500	600	600
020-5100-437.60-21 FUEL & LUBRICANTS	1,400	1,100	1,400	1,600
020-5100-437.60-23 MATERIAL & SUPPLIES	1,900	1,300	6,200	1,200
020-5100-437.60-24 OTHER EQUIPMENT	400	400	9,000	500
020-5100-437.60-50 RADIO MAINTENANCE MATERIAL & SUPPLIES	200	200	200	200
	<u>21,200</u>	<u>23,600</u>	<u>36,500</u>	<u>22,600</u>
020-5100-437.70-02 MOTOR VEHICLES	0	0	25,000	0
020-5100-437.70-15 CONSTRUCTION	81,969	25,000	97,000	22,000
020-5100-437.70-17 MISC CAPITAL OUTLAY CAPITAL OUTLAY	0	0	20,000	20,000
	<u>81,969</u>	<u>25,000</u>	<u>142,000</u>	<u>42,000</u>
OPERATIONS	<u>500,869</u>	<u>420,900</u>	<u>585,800</u>	<u>481,700</u>

**CITY OF BROKEN ARROW  
BROKEN ARROW MUNICIPAL AUTHORITY  
OPERATIONS DEPARTMENT  
Building Maintenance Division**

ACCOUNT NUMBER ACCOUNT DESCRIPTION	FISCAL YEAR	FISCAL YEAR	FISCAL YEAR	FISCAL YEAR
	2014 BUDGET	2014 ESTIMATED ACTUAL	2015 BUDGET	2016 FINANCIAL PLAN
020-5115-437.10-04 REGULAR	519,500	515,000	505,700	546,800
020-5115-437.10-05 VARIABLE PAY PROGRAM	0	1,000	0	0
020-5115-437.10-11 OVERTIME	5,000	4,500	5,000	5,000
020-5115-437.10-19 INJURY PAY	0	1,500	0	0
<b>SALARIES AND WAGES</b>	<b>524,500</b>	<b>522,000</b>	<b>510,700</b>	<b>551,800</b>
020-5115-437.20-10 LONGEVITY	4,700	5,900	6,600	7,800
020-5115-437.20-21 SOCIAL SECURITY	37,900	37,900	38,700	39,700
020-5115-437.20-22 RETIREMENT	50,700	50,500	54,300	55,500
020-5115-437.20-26 INSURANCE	168,300	168,000	176,500	185,200
020-5115-437.20-41 CELL PHONE ALLOWANCE	600	600	600	600
<b>EMPLOYEE BENEFITS</b>	<b>262,200</b>	<b>262,900</b>	<b>276,700</b>	<b>288,800</b>
<b>PERSONAL SERVICES</b>	<b>786,700</b>	<b>784,900</b>	<b>787,400</b>	<b>840,600</b>
020-5115-437.30-11 REG. FEES & CERTIFICATION	1,200	0	1,200	1,200
020-5115-437.30-84 MEDICAL VACCINATION	1,400	200	1,400	1,400
<b>PROF &amp; TECH SERVICES</b>	<b>2,600</b>	<b>200</b>	<b>2,600</b>	<b>2,600</b>
020-5115-437.40-20 VEHICLE REPAIR	1,500	1,500	2,000	2,200
020-5115-437.40-31 UNIFORM RENTAL/SERVICES	3,400	3,900	3,400	3,400
020-5115-437.40-33 OTHER RENTAL	400	400	400	400
020-5115-437.40-50 RADIO MAINTENANCE-OUTSIDE	800	400	800	800
<b>PROPERTY SERVICES</b>	<b>6,100</b>	<b>6,200</b>	<b>6,600</b>	<b>6,800</b>
020-5115-437.50-22 TELEPHONE	0	500	600	600
020-5115-437.50-86 MISCELLANEOUS	500	500	500	500
<b>OTHER SERVICES</b>	<b>500</b>	<b>1,000</b>	<b>1,100</b>	<b>1,100</b>
<b>OTHER SERVICES &amp; CHARGES</b>	<b>9,200</b>	<b>7,400</b>	<b>10,300</b>	<b>10,500</b>
020-5115-437.60-10 UNIFORMS	2,200	1,800	2,400	2,400
020-5115-437.60-19 TIRES & TUBES	1,300	1,300	2,900	2,200
020-5115-437.60-20 VEHICLE REPAIR PARTS	3,100	2,500	3,300	3,600
020-5115-437.60-21 FUEL & LUBRICANTS	17,000	18,000	18,000	19,000
020-5115-437.60-23 MATERIAL & SUPPLIES	1,400	1,000	1,400	1,400
020-5115-437.60-24 OTHER EQUIPMENT	13,200	13,000	11,500	2,600
020-5115-437.60-50 RADIO MAINTENANCE	400	400	400	400
<b>MATERIALS &amp; SUPPLIES</b>	<b>38,600</b>	<b>38,000</b>	<b>39,900</b>	<b>31,600</b>

**CITY OF BROKEN ARROW**  
**BROKEN ARROW MUNICIPAL AUTHORITY**  
**OPERATIONS DEPARTMENT**  
**Building Maintenance Division**

ACCOUNT NUMBER ACCOUNT DESCRIPTION	FISCAL YEAR	FISCAL YEAR	FISCAL YEAR	FISCAL YEAR
	2014	2014	2015	2016
	BUDGET	ESTIMATED	BUDGET	FINANCIAL
		ACTUAL		PLAN
020-5115-437.70-02 MOTOR VEHICLES	0	0	0	30,000
020-5115-437.70-04 OTHER EQUIPMENT	6,000	6,000	6,000	6,000
CAPITAL OUTLAY	<u>6,000</u>	<u>6,000</u>	<u>6,000</u>	<u>36,000</u>
 BUILDING MAINTENANCE	 <u>840,500</u>	 <u>836,300</u>	 <u>843,600</u>	 <u>918,700</u>

**CITY OF BROKEN ARROW  
BROKEN ARROW MUNICIPAL AUTHORITY  
OPERATIONS DEPARTMENT  
Fleet Maintenance Division**

ACCOUNT NUMBER	ACCOUNT DESCRIPTION	FISCAL YEAR	FISCAL YEAR	FISCAL YEAR	FISCAL YEAR
		2014	2014	2015	2016
		BUDGET	ESTIMATED ACTUAL	BUDGET	FINANCIAL PLAN
020-5120-437.10-04	REGULAR	745,000	650,000	775,200.00	789,000.00
020-5120-437.10-05	VARIABLE PAY PROGRAM	1,000	2,100	1,500.00	1,500.00
020-5120-437.10-11	OVERTIME	60,000	50,000	60,000.00	60,000.00
020-5120-437.10-19	INJURY PAY	0	2,000	0	0
	<b>SALARIES AND WAGES</b>	<b>806,000</b>	<b>704,100</b>	<b>836,700</b>	<b>850,500</b>
020-5120-437.20-10	LONGEVITY	13,400	10,400	13,200	14,900
020-5120-437.20-12	EDUCATION/PERFORMANCE	1,200	1,200	1,200	1,200
020-5120-437.20-21	SOCIAL SECURITY	55,300	55,300	54,900	56,000
020-5120-437.20-22	RETIREMENT	73,800	73,800	74,900	76,400
020-5120-437.20-26	INSURANCE	176,500	150,000	178,700	187,500
020-5120-437.20-31	TOOL ALLOWANCE	3,600	3,600	3,300	3,300
020-5120-437.20-41	CELL PHONE ALLOWANCE	0	500	600	600
	<b>EMPLOYEE BENEFITS</b>	<b>323,800</b>	<b>294,800</b>	<b>326,800</b>	<b>339,900</b>
	<b>PERSONAL SERVICES</b>	<b>1,129,800</b>	<b>998,900</b>	<b>1,163,500</b>	<b>1,190,400</b>
020-5120-437.30-11	REG. FEES & CERTIFICATION	4,200	1,200	4,200	4,200
020-5120-437.30-84	MEDICAL VACCINATION	300	0	300	300
	<b>PROF &amp; TECH SERVICES</b>	<b>4,500</b>	<b>1,200</b>	<b>4,500</b>	<b>4,500</b>
020-5120-437.40-20	VEHICLE REPAIR	3,800	1,700	2,500	2,500
020-5120-437.40-29	OTHER EQUIPMENT REPAIR	2,000	3,000	2,000	2,000
020-5120-437.40-31	UNIFORM RENTAL/SERVICES	2,700	2,900	3,200	3,200
020-5120-437.40-33	OTHER RENTAL	4,000	3,000	5,200	5,200
020-5120-437.40-50	RADIO MAINTENANCE-OUTSIDE	400	400	400	400
020-5120-437.40-55	MAINTENANCE SERVICES	13,500	13,500	12,900	13,200
	<b>PROPERTY SERVICES</b>	<b>26,400</b>	<b>24,500</b>	<b>26,200</b>	<b>26,500</b>
020-5120-437.50-03	TRAVEL & EXPENSES	100	100	100	100
020-5120-437.50-22	TELEPHONE	600	600	600	600
020-5120-437.50-86	MISCELLANEOUS	800	500	800	500
	<b>OTHER SERVICES</b>	<b>1,500</b>	<b>1,200</b>	<b>1,500</b>	<b>1,200</b>
	<b>OTHER SERVICES &amp; CHARGES</b>	<b>32,400</b>	<b>26,900</b>	<b>32,200</b>	<b>32,200</b>

**CITY OF BROKEN ARROW  
 BROKEN ARROW MUNICIPAL AUTHORITY  
 OPERATIONS DEPARTMENT  
 Fleet Maintenance Division**

ACCOUNT NUMBER	ACCOUNT DESCRIPTION	FISCAL YEAR	FISCAL YEAR	FISCAL YEAR	FISCAL YEAR
		2014	2014	2015	2016
		BUDGET	ESTIMATED	BUDGET	FINANCIAL
			ACTUAL		PLAN
020-5120-437.60-03	OFFICE SUPPLIES	1,100	900	4,100	1,800
020-5120-437.60-10	UNIFORMS	2,400	2,300	2,500	2,500
020-5120-437.60-19	TIRES & TUBES	1,900	1,900	1,700	1,700
020-5120-437.60-20	VEHICLE REPAIR PARTS	7,600	7,600	6,300	6,300
020-5120-437.60-21	FUEL & LUBRICANTS	18,000	20,000	22,000	24,000
020-5120-437.60-23	MATERIAL & SUPPLIES	17,500	18,000	17,500	18,000
020-5120-437.60-24	OTHER EQUIPMENT	12,800	12,800	7,100	7,500
020-5120-437.60-28	BOOKS, MAGS, & SUBSCRIPT.	1,000	1,000	1,000	1,000
020-5120-437.60-50	RADIO MAINTENANCE	400	400	400	400
020-5120-437.60-50	RADIO MAINTENANCE				
	MATERIAL & SUPPLIES	<u>62,700</u>	<u>64,900</u>	<u>62,600</u>	<u>63,200</u>
020-5120-437.70-02	MOTOR VEHICLES	0	0	21,000	21,000
020-5120-437.70-04	OTHER EQUIPMENT	49,500	35,000	29,000	29,000
020-5120-437.70-15	CONSTRUCTION	0	0	525,000	500,000
	CAPITAL OUTLAY	<u>49,500</u>	<u>35,000</u>	<u>575,000</u>	<u>550,000</u>
	FLEET MAINTENANCE	<u>1,274,400</u>	<u>1,125,700</u>	<u>1,833,300</u>	<u>1,835,800</u>



**CITY OF BROKEN ARROW  
BROKEN ARROW MUNICIPAL AUTHORITY  
OPERATIONS DEPARTMENT  
Sanitation Division**

ACCOUNT NUMBER ACCOUNT DESCRIPTION	FISCAL YEAR	FISCAL YEAR	FISCAL YEAR	FISCAL YEAR
	2014 BUDGET	2014 ESTIMATED ACTUAL	2015 BUDGET	2016 FINANCIAL PLAN
020-5125-436.10-04 REGULAR	1,353,700	1,200,000	1,389,500	1,408,500
020-5125-436.10-05 VARIABLE PAY PROGRAM	1,100	0	3,400	3,400
020-5125-436.10-11 OVERTIME	80,000	140,000	85,000	60,000
020-5125-436.10-19 INJURY PAY	0	1,000	0	0
SALARIES AND WAGES	<u>1,434,800</u>	<u>1,341,000</u>	<u>1,477,900</u>	<u>1,471,900</u>
020-5125-436.20-10 LONGEVITY	31,700	31,600	33,000	35,700
020-5125-436.20-21 SOCIAL SECURITY	101,000	91,000	103,300	104,800
020-5125-436.20-22 RETIREMENT	134,000	120,000	142,400	144,500
020-5125-436.20-26 INSURANCE	498,200	355,000	444,100	465,900
020-5125-436.20-41 CELL PHONE ALLOWANCE	600	600	600	600
EMPLOYEE BENEFITS	<u>765,500</u>	<u>598,200</u>	<u>723,400</u>	<u>751,500</u>
PERSONAL SERVICES	<u>2,200,300</u>	<u>1,939,200</u>	<u>2,201,300</u>	<u>2,223,400</u>
020-5125-436.30-11 REG. FEES & CERTIFICATION	500	300	500	500
020-5125-436.30-84 MEDICAL VACCINATION	600	100	600	600
020-5125-436.30-85 MEMBERSHIP DUES	15,000	15,000	15,000	17,000
PROF & TECH SERVICES	<u>16,100</u>	<u>15,400</u>	<u>16,100</u>	<u>18,100</u>
020-5125-436.40-20 VEHICLE REPAIR	35,700	35,700	35,000	35,000
020-5125-436.40-28 MISC CONTRACT SERVICES	2,000	2,000	2,000	2,000
020-5125-436.40-30 CONTRACT LANDFILL SERVICE	798,700	750,000	800,000	805,000
020-5125-436.40-31 UNIFORM RENTAL/SERVICES	5,700	6,000	6,200	6,500
020-5125-436.40-50 RADIO MAINTENANCE-OUTSIDE	1,000	500	1,000	1,000
020-5125-436.40-63 MAINT. RECYCLE CENTER	1,000	1,000	1,000	1,000
PROPERTY SERVICES	<u>844,100</u>	<u>795,200</u>	<u>845,200</u>	<u>850,500</u>
020-5125-436.50-03 TRAVEL & EXPENSES	11,000	11,000	11,500	12,000
020-5125-436.50-10 SERVICE CONTRACTS	51,500	55,000	60,000	65,000
020-5125-436.50-30 HAZARDOUS WASTE DISPOSAL	37,000	34,500	31,000	32,000
020-5125-436.50-36 PRINTING SERVICES	2,500	2,500	0	0
020-5125-436.50-37 TEMPORARY SERVICES	115,000	250,000	155,000	155,000
020-5125-436.50-39 POSTAGE	7,600	0	0	0
020-5125-436.50-84 PILOT	458,100	458,100	455,000	100
020-5125-436.50-85 OVERHEAD FEE	223,900	223,900	223,900	100
020-5125-436.50-86 MISCELLANEOUS	500	500	500	500
OTHER SERVICES	<u>907,100</u>	<u>1,035,500</u>	<u>936,900</u>	<u>264,700</u>
OTHER SERVICES & CHARGES	<u>1,767,300</u>	<u>1,846,100</u>	<u>1,798,200</u>	<u>1,133,300</u>

**CITY OF BROKEN ARROW  
BROKEN ARROW MUNICIPAL AUTHORITY  
OPERATIONS DEPARTMENT  
Sanitation Division**

ACCOUNT NUMBER	ACCOUNT DESCRIPTION	FISCAL YEAR	FISCAL YEAR	FISCAL YEAR	FISCAL YEAR
		2014	2014	2015	2016
		BUDGET	ESTIMATED	BUDGET	FINANCIAL
			ACTUAL		PLAN
020-5125-436.60-10	UNIFORMS	6,000	5,000	6,800	6,800
020-5125-436.60-19	TIRES & TUBES	117,100	120,000	119,000	121,000
020-5125-436.60-20	VEHICLE REPAIR PARTS	131,500	120,000	122,000	124,000
020-5125-436.60-21	FUEL & LUBRICANTS	350,000	350,000	355,000	360,000
020-5125-436.60-23	MATERIAL & SUPPLIES	5,000	6,000	5,000	5,000
020-5125-436.60-25	SANITATION TRASH BAGS	364,000	340,000	380,000	431,000
020-5125-436.60-42	TRASH CONTAINERS	2,400	1,000	2,400	2,500
020-5125-436.60-50	RADIO MAINTENANCE	1,000	1,000	1,000	1,000
020-5125-436.60-63	RECYCLE CENTER MAINT	1,000	1,000	1,000	1,200
	MATERIAL & SUPPLIES	<u>978,000</u>	<u>944,000</u>	<u>992,200</u>	<u>1,052,500</u>
020-5125-436.70-02	MOTOR VEHICLE	503,496	536,000	550,000	375,000
020-5125-436.70-17	MISC CAPITAL OUTLAY	0	0	165,000	125,000
020-5125-436.70-18	COMMUNICATION EQUIPMENT	0	0	85,000	80,000
	CAPITAL OUTLAY	<u>503,496</u>	<u>536,000</u>	<u>800,000</u>	<u>580,000</u>
	SANITATION	<u>5,449,096</u>	<u>5,265,300</u>	<u>5,791,700</u>	<u>4,989,200</u>

**CITY OF BROKEN ARROW  
BROKEN ARROW MUNICIPAL AUTHORITY  
OPERATIONS DEPARTMENT  
Logistics Division**

ACCOUNT NUMBER ACCOUNT DESCRIPTION	FISCAL YEAR	FISCAL YEAR	FISCAL YEAR	FISCAL YEAR
	2014 BUDGET	2014 ESTIMATED ACTUAL	2015 BUDGET	2016 FINANCIAL PLAN
020-5130-437.10-04 REGULAR	230,700	227,000	234,400	239,600
020-5130-437.10-05 VARIABLE PAY PROGRAM	0	0	1,000	1,000
020-5130-437.10-11 OVERTIME	500	300	500	500
<b>SALARIES AND WAGES</b>	<b>231,200</b>	<b>227,300</b>	<b>235,900</b>	<b>241,100</b>
020-5130-437.20-10 LONGEVITY	5,000	4,500	4,800	5,100
020-5130-437.20-12 EDUCATION/PERFORMANCE	0	0	600	600
020-5130-437.20-21 SOCIAL SECURITY	17,600	17,000	17,700	18,100
020-5130-437.20-22 RETIREMENT	22,800	22,500	24,000	24,600
020-5130-437.20-26 INSURANCE	56,200	63,500	59,000	61,900
<b>EMPLOYEE BENEFITS</b>	<b>101,600</b>	<b>107,500</b>	<b>106,100</b>	<b>110,300</b>
<b>PERSONAL SERVICES</b>	<b>332,800</b>	<b>334,800</b>	<b>342,000</b>	<b>351,400</b>
020-5130-437.30-11 REG. FEES & CERTIFICATION	500	0	500	500
<b>PROF &amp; TECH SERVICES</b>	<b>500</b>	<b>0</b>	<b>500</b>	<b>500</b>
020-5130-437.40-20 VEHICLE REPAIR	2,200	2,200	2,400	2,400
020-5130-437.40-31 UNIFORM RENTAL/SERVICES	1,200	1,000	1,000	1,000
020-5130-437.40-33 OTHER RENTAL	1,000	1,000	1,000	1,000
020-5130-437.40-50 RADIO MAINTENANCE-OUTSIDE	300	0	300	300
020-5130-437.40-55 MAINTENANCE SERVICES	4,800	4,900	4,900	5,000
<b>PROPERTY SERVICES</b>	<b>9,500</b>	<b>9,100</b>	<b>9,600</b>	<b>9,700</b>
020-5130-437.50-03 TRAVEL & EXPENSES	100	100	100	100
020-5130-437.50-05 LEGAL PUBLICATIONS	4,700	5,000	4,900	4,900
020-5130-437.50-39 POSTAGE	4,700	2,000	2,500	2,500
020-5130-437.50-86 MISCELLANEOUS	100	100	100	100
<b>OTHER SERVICES</b>	<b>9,600</b>	<b>7,200</b>	<b>7,600</b>	<b>7,600</b>
<b>OTHER SERVICES &amp; CHARGES</b>	<b>19,600</b>	<b>16,300</b>	<b>17,700</b>	<b>17,800</b>
020-5130-437.60-10 UNIFORMS	800	900	900	900
020-5130-437.60-19 TIRES & TUBES	800	800	800	800
020-5130-437.60-20 VEHICLE REPAIR PARTS	1,400	1,000	1,500	1,500
020-5130-437.60-21 FUEL & LUBRICANTS	3,500	3,000	3,000	3,700
020-5130-437.60-23 MATERIAL & SUPPLIES	1,000	1,000	1,000	1,000
020-5130-437.60-24 OTHER EQUIPMENT	1,000	1,000	2,100	1,000
020-5130-437.60-50 RADIO MAINTENANCE	300	200	300	300
<b>MATERIAL &amp; SUPPLIES</b>	<b>8,800</b>	<b>7,900</b>	<b>9,600</b>	<b>9,200</b>

CITY OF BROKEN ARROW  
 BROKEN ARROW MUNICIPAL AUTHORITY  
 OPERATIONS DEPARTMENT  
 Logistics Division

ACCOUNT NUMBER	ACCOUNT DESCRIPTION	FISCAL YEAR	FISCAL YEAR	FISCAL YEAR	FISCAL YEAR
		2014	2014	2015	2016
		BUDGET	ESTIMATED	BUDGET	FINANCIAL
			ACTUAL		PLAN
020-5130-437.70-04	OTHER EQUIPMENT	0	0	0	8,000
020-5130-437.70-15	CONSTRUCTION	0	0	7,000	0
020-5130-437.70-17	MISC CAPITAL OUTLAY	8,031	8,100	0	0
	CAPITAL OUTLAY	<u>8,031</u>	<u>8,100</u>	<u>7,000</u>	<u>8,000</u>
	LOGISTICS	<u>369,231</u>	<u>367,100</u>	<u>376,300</u>	<u>386,400</u>
	GENERAL SERVICES	<u>8,434,096</u>	<u>8,015,300</u>	<u>9,430,700</u>	<u>8,611,800</u>

## CONSTRUCTION/ENGINEERING

**DIVISIONS:**

Construction  
Stormwater

Engineering

**PURPOSE:**

The Construction Division is responsible for inspection of all privately constructed utility and streets that are transferred to City ownership. The division manages and inspects all capital improvement project contracts awarded by the City and/or BAMA.

The Engineering Division administers architects and engineering contracts, designs capital infrastructure and maintenance and repair projects. The division also is responsible for the acquisition of right-of-way necessary for the construction and maintenance projects.

The Stormwater Division administers the Stormwater NDES permits and reviews stormwater design, construction and necessary maintenance to stormwater facilities. The division also manages the floodplain areas within the City.

### FINANCIAL HIGHLIGHTS

	FISCAL YEAR 2014 FINANCIAL PLAN	FISCAL YEAR 2014 ESTIMATED ACTUAL	FISCAL YEAR 2015 FINANCIAL PLAN	FISCAL YEAR 2016 FINANCIAL PLAN
<b>PERSONAL SERVICES:</b>				
SALARIES & WAGES	1,386,800	1,286,100	1,414,300	1,502,800
EMPLOYEE BENEFITS	486,100	428,400	487,900	501,700
<b>TOTAL PERSONAL SERVICES</b>	<b>1,872,900</b>	<b>1,714,500</b>	<b>1,902,200</b>	<b>2,004,500</b>
<b>OTHER SERVICES &amp; CHARGES</b>				
PROF & TECH SERVICES	57,600	29,800	57,500	57,500
PROPERTY SERVICES	51,500	45,300	56,500	56,500
OTHER SERVICES	17,700	11,900	21,600	21,600
<b>TOTAL OTHER SERVICES &amp; CHARGES</b>	<b>126,800</b>	<b>87,000</b>	<b>135,600</b>	<b>135,600</b>
<b>MATERIALS &amp; SUPPLIES</b>	<b>64,100</b>	<b>35,100</b>	<b>64,800</b>	<b>64,800</b>
<b>TOTAL OPERATING EXPENSES</b>	<b>2,063,800</b>	<b>1,836,600</b>	<b>2,102,600</b>	<b>2,204,900</b>
<b>CAPITAL OUTLAY</b>	<b>223,300</b>	<b>55,000</b>	<b>189,600</b>	<b>100,000</b>
<b>TOTAL</b>	<b>2,287,100</b>	<b>1,891,600</b>	<b>2,292,200</b>	<b>2,304,900</b>

**CITY OF BROKEN ARROW  
BROKEN ARROW MUNICIPAL AUTHORITY  
CONSTRUCTION/ENGINEERING DEPARTMENT  
Construction Division**

ACCOUNT NUMBER	ACCOUNT DESCRIPTION	FISCAL YEAR	FISCAL YEAR	FISCAL YEAR	FISCAL YEAR
		2014	2014	2015	2016
		BUDGET	ESTIMATED	BUDGET	FINANCIAL
			ACTUAL		PLAN
020-5200-419.10-04	REGULAR	398,600	329,000	339,300	339,300
020-5200-419.10-05	VARIABLE PAY PROGRAM	2,800	1,500	0	2,800
020-5200-419.10-08	PART TIME & TEMPORARY	57,100	137,200	113,800	192,300
020-5200-419.10-11	OVERTIME	25,000	28,100	25,000	25,000
	<b>SALARIES AND WAGES</b>	<b>483,500</b>	<b>495,800</b>	<b>478,100</b>	<b>559,400</b>
020-5200-419.20-10	LONGEVITY	7,300	7,400	7,700	8,000
020-5200-419.20-21	SOCIAL SECURITY	34,700	37,600	35,300	35,900
020-5200-419.20-22	RETIREMENT	39,300	35,200	34,200	34,800
020-5200-419.20-26	INSURANCE	71,500	65,000	67,400	70,700
020-5200-419.20-41	CELL PHONE ALLOWANCE	1,100	600	600	600
	<b>EMPLOYEE BENEFITS</b>	<b>153,900</b>	<b>145,800</b>	<b>145,200</b>	<b>150,000</b>
	<b>PERSONAL SERVICES</b>	<b>637,400</b>	<b>641,600</b>	<b>623,300</b>	<b>709,400</b>
020-5200-419.30-11	REG. FEES & CERTIFICATION	300	150	2,000	2,000
020-5200-419.30-85	MEMBERSHIP DUES	300	250	500	500
	<b>PROF &amp; TECH SERVICES</b>	<b>600</b>	<b>400</b>	<b>2,500</b>	<b>2,500</b>
020-5200-419.40-07	PROPERTY MAINTENANCE	500	0	500	500
020-5200-419.40-20	VEHICLE REPAIR	1,000	400	1,000	1,000
020-5200-419.40-31	UNIFORM RENTAL/SERVICES	1,500	500	1,500	1,500
020-5200-419.40-33	OTHER RENTAL	500	0	500	500
020-5200-419.40-55	MAINTENANCE SERVICES	500	0	500	500
	<b>PROPERTY SERVICES</b>	<b>4,000</b>	<b>900</b>	<b>4,000</b>	<b>4,000</b>
020-5200-419.50-03	TRAVEL & EXPENSES	1,000	500	2,000	2,000
020-5200-419.50-22	TELEPHONE	3,800	3,300	3,800	3,800
020-5200-419.50-86	MISCELLANEOUS	400	0	400	400
	<b>OTHER SERVICES</b>	<b>5,200</b>	<b>3,800</b>	<b>6,200</b>	<b>6,200</b>
	<b>OTHER SERVICES &amp; CHARGES</b>	<b>9,800</b>	<b>5,100</b>	<b>12,700</b>	<b>12,700</b>

**CITY OF BROKEN ARROW  
 BROKEN ARROW MUNICIPAL AUTHORITY  
 CONSTRUCTION/ENGINEERING DEPARTMENT  
 Construction Division**

ACCOUNT NUMBER	ACCOUNT DESCRIPTION	FISCAL YEAR	FISCAL YEAR	FISCAL YEAR	FISCAL YEAR
		2014	2014	2015	2016
		BUDGET	ESTIMATED ACTUAL	BUDGET	FINANCIAL PLAN
020-5200-419.60-03	OFFICE SUPPLIES	1,500	1,500	1,500	1,500
020-5200-419.60-10	UNIFORMS	800	600	800	800
020-5200-419.60-19	TIRES & TUBES	1,500	500	1,500	1,500
020-5200-419.60-20	VEHICLE REPAIR PARTS	2,500	1,000	2,500	2,500
020-5200-419.60-21	FUEL & LUBRICANTS	15,000	7,500	15,000	15,000
020-5200-419.60-23	MATERIAL & SUPPLIES	2,000	900	2,000	2,000
020-5200-419.60-24	OTHER EQUIPMENT	1,500	500	1,500	1,500
020-5200-419.60-28	BOOKS, MAGS, & SUBSCRIPT.	500	300	500	500
	<b>MATERIALS &amp; SUPPLIES</b>	<b>25,300</b>	<b>12,800</b>	<b>25,300</b>	<b>25,300</b>
020-5200-419.70-02	MOTOR VEHICLES	25,500	0	25,000	0
020-5200-419.70-17	MISC CAPITAL OUTLAY	0	0	24,600	0
020-5200-419.70-19	OFFICE EQUIPMENT	0	0	5,000	0
	<b>CAPITAL OUTLAY</b>	<b>25,500</b>	<b>0</b>	<b>54,600</b>	<b>0</b>
	<b>CONSTRUCTION</b>	<b>698,000</b>	<b>659,500</b>	<b>715,900</b>	<b>747,400</b>

**CITY OF BROKEN ARROW  
BROKEN ARROW MUNICIPAL AUTHORITY  
CONSTRUCTION/ENGINEERING DEPARTMENT  
Engineering Division**

ACCOUNT NUMBER	ACCOUNT DESCRIPTION	FISCAL YEAR	FISCAL YEAR	FISCAL YEAR	FISCAL YEAR
		2014	2014	2015	2016
		BUDGET	ESTIMATED	BUDGET	FINANCIAL
			ACTUAL		PLAN
020-5205-419.10-04	REGULAR	695,600	580,000	728,300	728,300
020-5205-419.10-05	VARIABLE PAY PROGRAM	2,800	2,000	0	2,800
020-5205-419.10-08	PART TIME & TEMPORARY	0	1,400	0	2,000
020-5205-419.10-11	OVERTIME	2,000	3,700	3,000	4,000
020-5205-419.10-19	INJURY PAY	0	0	0	0
	<b>SALARIES AND WAGES</b>	<u>700,400</u>	<u>587,100</u>	<u>731,300</u>	<u>737,100</u>
020-5205-419.20-10	LONGEVITY	11,400	10,800	12,100	12,600
020-5205-419.20-12	EDUCATION/PERFORMANCE	6,300	5,500	6,300	6,300
020-5205-419.20-21	SOCIAL SECURITY	52,900	45,800	48,400	48,400
020-5205-419.20-22	RETIREMENT	69,200	57,500	74,600	74,900
020-5205-419.20-26	INSURANCE	114,700	85,600	121,500	127,400
020-5205-419.20-41	CELL PHONE ALLOWANCE	1,100	600	1,100	1,100
	<b>EMPLOYEE BENEFITS</b>	<u>255,600</u>	<u>205,800</u>	<u>264,000</u>	<u>270,700</u>
	<b>PERSONAL SERVICES</b>	<u>956,000</u>	<u>792,900</u>	<u>995,300</u>	<u>1,007,800</u>
020-5205-419.30-11	REG. FEES & CERTIFICATION	6,000	5,500	8,000	8,000
020-5205-419.30-85	MEMBERSHIP DUES	3,500	3,000	3,500	3,500
020-5205-419.30-87	PROFESSIONAL SERVICES	30,000	10,000	30,000	30,000
	<b>PROF &amp; TECH SERVICES</b>	<u>39,500</u>	<u>18,500</u>	<u>41,500</u>	<u>41,500</u>
020-5205-419.40-20	VEHICLE REPAIR	1,000	1,000	1,000	1,000
020-5205-419.40-28	MISC CONTRACT SERVICES	2,000	1,500	2,000	2,000
020-5205-419.40-33	OTHER RENTAL	2,000	1,000	2,000	2,000
020-5205-419.40-55	MAINTENANCE SERVICES	30,000	30,000	35,000	35,000
	<b>PROPERTY SERVICES</b>	<u>35,000</u>	<u>33,500</u>	<u>40,000</u>	<u>40,000</u>
020-5205-419.50-03	TRAVEL & EXPENSES	5,000	2,800	7,000	7,000
020-5205-419.50-22	TELEPHONE	500	200	200	200
020-5205-419.50-86	MISCELLANEOUS	500	400	200	200
	<b>OTHER SERVICES</b>	<u>6,000</u>	<u>3,400</u>	<u>7,400</u>	<u>7,400</u>
	<b>OTHER SERVICES &amp; CHARGES</b>	<u>80,500</u>	<u>55,400</u>	<u>88,900</u>	<u>88,900</u>



**CITY OF BROKEN ARROW  
 BROKEN ARROW MUNICIPAL AUTHORITY  
 CONSTRUCTION/ENGINEERING DEPARTMENT  
 Engineering Division**

ACCOUNT NUMBER	ACCOUNT DESCRIPTION	FISCAL YEAR	FISCAL YEAR	FISCAL YEAR	FISCAL YEAR
		2014	2014	2015	2016
		BUDGET	ESTIMATED	BUDGET	FINANCIAL
			ACTUAL		PLAN
020-5205-419.60-03	OFFICE SUPPLIES	10,000	6,500	10,000	10,000
020-5205-419.60-10	UNIFORMS	500	200	200	200
020-5205-419.60-19	TIRES & TUBES	1,000	500	1,000	1,000
020-5205-419.60-20	VEHICLE REPAIR PARTS	2,000	1,000	2,000	2,000
020-5205-419.60-21	FUEL & LUBRICANTS	2,000	1,000	3,000	3,000
020-5205-419.60-23	MATERIAL & SUPPLIES	2,000	1,200	2,000	2,000
020-5205-419.60-24	OTHER EQUIPMENT	3,000	400	3,000	3,000
020-5205-419.60-28	BOOKS, MAGS, & SUBSCRIPT.	3,000	1,800	3,000	3,000
020-5205-419.60-31	OTHER EQUIP PARTS/MAINT	1,000	500	1,000	1,000
	MATERIALS & SUPPLIES	<u>24,500</u>	<u>13,100</u>	<u>25,200</u>	<u>25,200</u>
020-5205-419.70-02	MOTOR VEHICLES	30,000	30,000	0	0
020-5205-419.70-04	OTHER EQUIPMENT	0	0	35,000	0
020-5205-419.70-16	ENGINEERING	95,800	0	100,000	100,000
020-5205-419.70-17	MISC CAPITAL OUTLAY	50,000	10,000	0	0
020-5205-419.70-19	OFFICE EQUIPMENT	16,000	10,000	0	0
	CAPITAL OUTLAY	<u>191,800</u>	<u>50,000</u>	<u>135,000</u>	<u>100,000</u>
	ENGINEERING	<u>1,252,800</u>	<u>911,400</u>	<u>1,244,400</u>	<u>1,221,900</u>

**CITY OF BROKEN ARROW  
BROKEN ARROW MUNICIPAL AUTHORITY  
CONSTRUCTION/ENGINEERING DEPARTMENT  
Stormwater Engineering Division**

ACCOUNT NUMBER	ACCOUNT DESCRIPTION	FISCAL YEAR	FISCAL YEAR	FISCAL YEAR	FISCAL YEAR
		2014 BUDGET	2014 ESTIMATED ACTUAL	2015 BUDGET	2016 FINANCIAL PLAN
020-5210-419.10-04	REGULAR	201,900	201,800	203,900	205,300
020-5210-419.10-11	OVERTIME	1,000	1,400	1,000	1,000
	<b>SALARIES AND WAGES</b>	<b>202,900</b>	<b>203,200</b>	<b>204,900</b>	<b>206,300</b>
020-5210-419.20-10	LONGEVITY	5,000	5,000	5,200	5,400
020-5210-419.20-21	SOCIAL SECURITY	15,500	15,500	14,700	14,800
020-5210-419.20-22	RETIREMENT	20,000	20,200	20,900	21,100
020-5210-419.20-26	INSURANCE	36,100	36,100	37,900	39,700
	<b>EMPLOYEE BENEFITS</b>	<b>76,600</b>	<b>76,800</b>	<b>78,700</b>	<b>81,000</b>
	<b>PERSONAL SERVICES</b>	<b>279,500</b>	<b>280,000</b>	<b>283,600</b>	<b>287,300</b>
020-5210-419.30-11	REG. FEES & CERTIFICATION	3,000	2,000	3,000	3,000
020-5210-419.30-75	DEQ PERMIT FEES	2,000	1,500	2,000	2,000
020-5210-419.30-85	MEMBERSHIP DUES	2,500	1,500	2,500	2,500
020-5210-419.30-87	PROFESSIONAL SERVICES	10,000	5,900	6,000	6,000
	<b>PROF &amp; TECH SERVICES</b>	<b>17,500</b>	<b>10,900</b>	<b>13,500</b>	<b>13,500</b>
020-5210-419.40-20	VEHICLE REPAIR	1,500	500	1,500	1,500
020-5210-419.40-28	MISC CONTRACT SERVICES	10,000	10,000	10,000	10,000
020-5210-419.40-33	OTHER RENTAL	500	200	500	500
020-5210-419.40-55	MAINTENANCE SERVICES	500	200	500	500
	<b>PROPERTY SERVICES</b>	<b>12,500</b>	<b>10,900</b>	<b>12,500</b>	<b>12,500</b>
020-5210-419.50-03	TRAVEL & EXPENSES	2,000	1,300	3,000	3,000
020-5210-419.50-22	TELEPHONE	1,000	200	1,000	1,000
020-5210-419.50-36	PRINTING SERVICES	1,500	1,500	1,500	1,500
020-5210-419.50-39	POSTAGE	1,500	1,500	2,000	2,000
020-5210-419.50-86	MISCELLANEOUS	500	200	500	500
	<b>OTHER SERVICES</b>	<b>6,500</b>	<b>4,700</b>	<b>8,000</b>	<b>8,000</b>
	<b>OTHER SERVICES &amp; CHARGES</b>	<b>36,500</b>	<b>26,500</b>	<b>34,000</b>	<b>34,000</b>
020-5210-419.60-03	OFFICE SUPPLIES	2,500	1,400	3,000	3,000
020-5210-419.60-19	TIRES & TUBES	1,000	500	1,000	1,000
020-5210-419.60-20	VEHICLE REPAIR PARTS	1,000	500	1,000	1,000
020-5210-419.60-21	FUEL & LUBRICANTS	3,000	1,500	3,000	3,000
020-5210-419.60-23	MATERIAL & SUPPLIES	2,000	1,500	2,000	2,000
020-5210-419.60-24	OTHER EQUIPMENT	3,000	2,500	2,000	2,000
020-5210-419.60-28	BOOKS, MAGS, & SUBSCRIPT.	800	500	800	800
020-5210-419.60-31	OTHER EQUIP PARTS/MAINT	1,000	800	1,500	1,500
	<b>MATERIALS &amp; SUPPLIES</b>	<b>14,300</b>	<b>9,200</b>	<b>14,300</b>	<b>14,300</b>

**CITY OF BROKEN ARROW  
 BROKEN ARROW MUNICIPAL AUTHORITY  
 CONSTRUCTION/ENGINEERING DEPARTMENT  
 Stormwater Engineering Division**

ACCOUNT NUMBER	ACCOUNT DESCRIPTION	FISCAL YEAR	FISCAL YEAR	FISCAL YEAR	FISCAL YEAR
		2014	2014	2015	2016
		BUDGET	ESTIMATED	BUDGET	FINANCIAL
			ACTUAL		PLAN
020-5210-419.70-17	MISC CAPITAL OUTLAY	0	0	0	0
020-5210-419.70-19	OFFICE EQUIPMENT	6,000	5,000	0	0
	CAPITAL OUTLAY	<u>6,000</u>	<u>5,000</u>	<u>0</u>	<u>0</u>
	STORMWATER	<u>336,300</u>	<u>320,700</u>	<u>331,900</u>	<u>335,600</u>
	ENGINEERING/CONSTRUCTION	<u>2,287,100</u>	<u>1,891,600</u>	<u>2,292,200</u>	<u>2,304,900</u>

## STREET/STORMWATER

DIVISIONS -  
Stormwater

**PURPOSE:**

The Stormwater Division is responsible for maintenance of all stormwater structures, mowing of right-of-way sweeping streets and monitoring the City's stormwater system.

### FINANCIAL HIGHLIGHTS

	FISCAL YEAR 2014 FINANCIAL PLAN	FISCAL YEAR 2014 ESTIMATED ACTUAL	FISCAL YEAR 2015 FINANCIAL PLAN	FISCAL YEAR 2016 FINANCIAL PLAN
<b>PERSONAL SERVICES:</b>				
SALARIES & WAGES	1,037,000	1,064,400	1,132,800	1,135,400
EMPLOYEE BENEFITS	503,300	503,800	514,600	533,900
<b>TOTAL PERSONAL SERVICES</b>	<b>1,540,300</b>	<b>1,568,200</b>	<b>1,647,400</b>	<b>1,669,300</b>
<b>OTHER SERVICES &amp; CHARGES</b>				
PROF & TECH SERVICES	1,700	9,200	4,700	5,000
PROPERTY SERVICES	143,600	143,600	132,100	154,900
OTHER SERVICES	448,500	448,500	458,200	471,500
<b>TOTAL OTHER SERVICES &amp; CHARGES</b>	<b>593,800</b>	<b>601,300</b>	<b>595,000</b>	<b>631,400</b>
<b>MATERIALS &amp; SUPPLIES</b>	<b>338,300</b>	<b>347,100</b>	<b>364,000</b>	<b>383,400</b>
<b>TOTAL OPERATING EXPENSES</b>	<b>2,472,400</b>	<b>2,516,600</b>	<b>2,606,400</b>	<b>2,684,100</b>
<b>CAPITAL OUTLAY</b>	<b>607,504</b>	<b>611,400</b>	<b>1,004,100</b>	<b>808,500</b>
<b>TOTAL</b>	<b>3,079,904</b>	<b>3,128,000</b>	<b>3,610,500</b>	<b>3,492,600</b>

**CITY OF BROKEN ARROW  
BROKEN ARROW MUNICIPAL AUTHORITY  
STREET/STORMWATER DEPARTMENT  
Stormwater Division**

ACCOUNT NUMBER	ACCOUNT DESCRIPTION	FISCAL YEAR	FISCAL YEAR	FISCAL YEAR	FISCAL YEAR
		2014	2014	2015	2016
		BUDGET	ESTIMATED ACTUAL	BUDGET	FINANCIAL PLAN
020-5305-438.10-04	REGULAR	1,027,000	1,027,000	1,095,800.00	1,095,800.00
020-5305-438.10-05	VARIABLE PAY PROGRAM	0	5,000	2,000.00	2,600.00
020-5305-438.10-11	OVERTIME	10,000	32,000	35,000.00	37,000.00
020-5305-438.10-19	INJURY PAY	0	400	0	0
SALARIES AND WAGES		<u>1,037,000</u>	<u>1,064,400</u>	<u>1,132,800</u>	<u>1,135,400</u>
020-5305-438.20-10	LONGEVITY	32,200	32,200	29,100.00	30,400.00
020-5305-438.20-21	SOCIAL SECURITY	76,900	76,900	78,300.00	79,100.00
020-5305-438.20-22	RETIREMENT	102,400	102,400	109,000.00	110,300.00
020-5305-438.20-26	INSURANCE	291,200	291,200	297,100.00	311,700.00
020-5305-438.20-41	CELL PHONE ALLOWANCE	600	1,100	1,100	2,400
EMPLOYEE BENEFITS		<u>503,300</u>	<u>503,800</u>	<u>514,600</u>	<u>533,900</u>
PERSONAL SERVICES		<u>1,540,300</u>	<u>1,568,200</u>	<u>1,647,400</u>	<u>1,669,300</u>
020-5305-438.30-11	REG FEES & CERTIFICATION	700	8,200	3,700	3,900
020-5305-438.30-75	DEQ PERMIT FEES	1,000	1,000	1,000	1,100
PROF & TECH SERVICES		<u>1,700</u>	<u>9,200</u>	<u>4,700</u>	<u>5,000</u>
020-5305-438.40-20	VEHICLE REPAIR	31,500	31,500	35,000	37,000
020-5305-438.40-28	MISC CONTRACT SERVICES	100,000	100,000	85,000	105,000
020-5305-438.40-31	UNIFORM RENTAL/SERVICES	5,500	5,500	5,500	5,800
020-5305-438.40-32	EQUIPMENT RENTAL	5,000	5,000	5,000	5,300
020-5305-438.40-33	OTHER RENTAL	600	600	600	700
020-5305-438.40-50	RADIO MAINTENANCE-OUTSIDE	1,000	1,000	1,000	1,100
PROPERTY SERVICES		<u>143,600</u>	<u>143,600</u>	<u>132,100</u>	<u>154,900</u>
020-5305-438.50-03	TRAVEL & EXPENSE	2,000	2,000	2,000	2,100
020-5305-438.50-25	UTILITIES (PSO)	2,800	2,800	2,800	3,000
020-5305-438.50-36	PRINTING SERVICES	200	200	200	300
020-5305-438.50-84	PILOT	288,300	288,300	298,000	303,000
020-5305-438.50-85	OVERHEAD FEE	153,200	153,200	153,200	161,000
020-5305-438.50-86	MISCELLANEOUS	2,000	2,000	2,000	2,100
OTHER SERVICES		<u>448,500</u>	<u>448,500</u>	<u>458,200</u>	<u>471,500</u>
OTHER SERVICES & CHARGES		<u>593,800</u>	<u>601,300</u>	<u>595,000</u>	<u>631,400</u>

**CITY OF BROKEN ARROW  
BROKEN ARROW MUNICIPAL AUTHORITY  
STREET/STORMWATER DEPARTMENT  
Stormwater Division**

ACCOUNT NUMBER	ACCOUNT DESCRIPTION	FISCAL YEAR	FISCAL YEAR	FISCAL YEAR	FISCAL YEAR
		2014	2014	2015	2016
		BUDGET	ESTIMATED ACTUAL	BUDGET	FINANCIAL PLAN
020-5305-438.60-10	UNIFORMS	6,000	9,800	9,800	10,300
020-5305-438.60-19	TIRES & TUBES	18,000	18,000	18,000	20,000
020-5305-438.60-20	VEHICLE REPAIR PARTS	90,000	95,000	100,000	105,000
020-5305-438.60-21	FUEL & LUBRICANTS	100,000	100,000	105,000	110,300
020-5305-438.60-23	MATERIAL & SUPPLIES	36,800	36,800	38,800	40,800
020-5305-438.60-24	OTHER EQUIPMENT	21,500	21,500	26,400	27,700
020-5305-438.60-27	CONCRETE & AGGREGATE	50,000	50,000	50,000	52,500
020-5305-438.60-28	BOOKS, MAGS, & SUBSCRIPT	500	500	500	500
020-5305-438.60-50	RADIO MAINTENANCE	500	500	500	500
020-5305-438.60-80	ASPHALT & AGGREGATE	15,000	15,000	15,000	15,800
	MATERIALS & SUPPLIES	<u>338,300</u>	<u>347,100</u>	<u>364,000</u>	<u>383,400</u>
020-5305-438.70-02	MOTOR VEHICLES	42,700	42,700	390,000	200,000
020-5305-438.70-03	MACHINERY	131,895	123,900	38,000	0
020-5305-438.70-04	OTHER EQUIPMENT	48,604	48,600	90,500	28,500
020-5305-438.70-15	CONSTRUCTION	359,200	359,200	0	365,000
020-5305-438.70-16	ENGINEERING	3,105	15,000	0	0
020-5305-438.70-17	MISC CAPITAL OUTLAY	0	0	425,000	200,000
020-5305-438.70-18	COMMUNICATION EQUIPMENT	22,000	22,000	15,000	0
020-5305-438.70-19	OFFICE EQUIPMENT	0	0	45,600	15,000
	CAPITAL OUTLAY	<u>607,504</u>	<u>611,400</u>	<u>1,004,100</u>	<u>808,500</u>
	STORMWATER	<u>3,079,904</u>	<u>3,128,000</u>	<u>3,610,500</u>	<u>3,492,600</u>

## UTILITIES

**DIVISIONS:**

Water Utilities R & C  
 Water Treatment Plant  
 Wastewater Plant

Administration  
 Meter Reading  
 Sewer Utilities R & C

**PURPOSE:**

To administrate the operations, maintenance and construction of the City water and sewer utility infrastructure in such a manner to minimize loss of service, user inconvenience and provide accurate meter readings for use in utility billing to ensure a high quality of life for the City's citizens.

### FINANCIAL HIGHLIGHTS

	FISCAL YEAR 2014 FINANCIAL PLAN	FISCAL YEAR 2014 ESTIMATED ACTUAL	FISCAL YEAR 2015 FINANCIAL PLAN	FISCAL YEAR 2016 FINANCIAL PLAN
<b>PERSONAL SERVICES:</b>				
SALARIES & WAGES	3,022,100	2,872,900	3,517,300	3,548,900
EMPLOYEE BENEFITS	1,352,800	1,178,500	1,433,600	1,505,400
<b>TOTAL PERSONAL SERVICES</b>	<b>4,374,900</b>	<b>4,051,400</b>	<b>4,950,900</b>	<b>5,054,300</b>
<b>OTHER SERVICES &amp; CHARGES</b>				
PROF & TECH SERVICES	151,000	154,000	203,100	204,300
PROPERTY SERVICES	6,787,300	6,713,600	3,991,400	4,123,300
OTHER SERVICES	3,776,200	3,804,700	4,677,000	2,975,200
<b>TOTAL OTHER SERVICES &amp; CHARGES</b>	<b>10,714,500</b>	<b>10,672,300</b>	<b>8,871,500</b>	<b>7,302,800</b>
<b>MATERIALS &amp; SUPPLIES</b>	<b>2,110,200</b>	<b>2,267,400</b>	<b>2,886,600</b>	<b>3,436,000</b>
<b>TOTAL OPERATING EXPENSES</b>	<b>17,199,600</b>	<b>16,991,100</b>	<b>16,709,000</b>	<b>15,793,100</b>
<b>CAPITAL OUTLAY</b>	<b>14,739,600</b>	<b>2,170,800</b>	<b>2,126,300</b>	<b>2,881,200</b>
<b>TOTAL</b>	<b>31,939,200</b>	<b>19,161,900</b>	<b>18,835,300</b>	<b>18,674,300</b>

**CITY OF BROKEN ARROW  
BROKEN ARROW MUNICIPAL AUTHORITY  
UTILITIES DEPARTMENT  
Water R & C Division**

ACCOUNT NUMBER ACCOUNT DESCRIPTION	FISCAL YEAR		FISCAL YEAR	
	2014	2014	2015	2016
	BUDGET	ESTIMATED ACTUAL	BUDGET	FINANCIAL PLAN
020-5400-434.10-04 REGULAR	1,330,700	1,386,900	1,019,200	1,032,700
020-5400-434.10-05 VARIABLE PAY PROGRAM	0	4,000	0	0
020-5400-434.10-11 OVERTIME	89,600	108,500	151,800	138,200
020-5400-434.10-19 INJURY PAY	0	500	0	0
<b>SALARIES AND WAGES</b>	<b>1,420,300</b>	<b>1,499,900</b>	<b>1,171,000</b>	<b>1,170,900</b>
020-5400-434.20-10 LONGEVITY	33,600	37,000	28,800	29,900
020-5400-434.20-12 EDUCATION/PERFORMANCE	0	900	0	0
020-5400-434.20-21 SOCIAL SECURITY	100,400	116,300	72,600	73,600
020-5400-434.20-22 RETIREMENT	131,900	150,400	98,900	101,300
020-5400-434.20-26 INSURANCE	348,900	311,800	238,900	249,600
020-5400-434.20-41 CELL PHONE ALLOWANCE	600	1,400	600	2,100
<b>EMPLOYEE BENEFITS</b>	<b>615,400</b>	<b>617,800</b>	<b>439,800</b>	<b>456,500</b>
<b>PERSONAL SERVICES</b>	<b>2,035,700</b>	<b>2,117,700</b>	<b>1,610,800</b>	<b>1,627,400</b>
020-5400-434.30-11 REG. FEES & CERTIFICATION	11,000	11,000	11,000	11,000
020-5400-434.30-34 LAB SERVICES	0	700	0	0
020-5400-434.30-84 MEDICAL VACCINATION	300	300	300	300
020-5400-434.30-85 MEMBERSHIP DUES	4,100	5,000	5,300	4,100
<b>PROF &amp; TECH SERVICES</b>	<b>15,400</b>	<b>17,000</b>	<b>16,600</b>	<b>15,400</b>
020-5400-434.40-20 VEHICLE REPAIR	26,500	26,500	24,800	24,800
020-5400-434.40-28 MISC CONTRACT SERVICES	4,700	4,700	4,700	4,700
020-5400-434.40-29 OTHER EQUIPMENT REPAIR	6,500	6,500	6,500	6,500
020-5400-434.40-31 UNIFORM RENTAL/SERVICES	5,500	5,900	4,300	4,300
020-5400-434.40-32 EQUIPMENT RENTAL	300	300	300	300
020-5400-434.40-33 OTHER RENTAL	0	400	0	0
020-5400-434.40-50 RADIO MAINTENANCE-OUTSIDE	700	700	500	500
020-5400-434.40-51 OUTSIDE METER REPAIR	800	800	0	0
020-5400-434.40-55 MAINTENANCE SERVICES	25,100	25,100	18,000	0
<b>PROPERTY SERVICES</b>	<b>70,100</b>	<b>70,900</b>	<b>59,100</b>	<b>41,100</b>
020-5400-434.50-03 TRAVEL & EXPENSES	500	1,200	1,000	0
020-5400-434.50-22 TELEPHONE	1,100	3,200	1,100	1,100
020-5400-434.50-25 UTILITIES (PSO)	24,000	26,000	24,000	28,000
020-5400-434.50-36 PRINTING SERVICES	5,000	5,000	10,000	10,000
020-5400-434.50-84 PILOT	1,427,100	1,427,100	1,432,500	0
020-5400-434.50-85 OVERHEAD FEE	359,900	359,900	359,900	0
020-5400-434.50-86 MISCELLANEOUS	1,000	100	0	0
<b>OTHER SERVICES</b>	<b>1,818,600</b>	<b>1,822,500</b>	<b>1,828,500</b>	<b>39,100</b>
<b>OTHER SERVICES &amp; CHARGES</b>	<b>94,304,100</b>	<b>1,910,400</b>	<b>1,904,200</b>	<b>95,600</b>



**CITY OF BROKEN ARROW  
BROKEN ARROW MUNICIPAL AUTHORITY  
UTILITIES DEPARTMENT  
Water R & C Division**

ACCOUNT NUMBER	ACCOUNT DESCRIPTION	FISCAL YEAR	FISCAL YEAR	FISCAL YEAR	FISCAL YEAR
		2014	2014	2015	2016
		BUDGET	ESTIMATED	BUDGET	FINANCIAL
			ACTUAL		PLAN
020-5400-434.60-03	OFFICE SUPPLIES	300	300	300	300
020-5400-434.60-10	UNIFORMS	8,750	8,800	9,500	6,000
020-5400-434.60-19	TIRES & TUBES	10,200	10,200	8,300	8,300
020-5400-434.60-20	VEHICLE REPAIR PARTS	34,100	34,100	34,000	34,100
020-5400-434.60-21	FUEL & LUBRICANTS	108,900	100,000	87,400	87,500
020-5400-434.60-23	MATERIAL & SUPPLIES	36,200	36,200	35,000	35,000
020-5400-434.60-24	OTHER EQUIPMENT	5,450	6,400	13,000	6,500
020-5400-434.60-27	CONCRETE & AGGREGATE	40,000	40,000	40,000	50,000
020-5400-434.60-28	BOOKS, MAGS, & SUBSCRIPT.	500	500	500	500
020-5400-434.60-31	OTHER EQUIP PARTS/MAINT	700	700	700	700
020-5400-434.60-34	CHEMICAL & LAB SUPPLIES	300	700	600	600
020-5400-434.60-37	HYDRANTS, PARTS/SUPPLIES	20,000	20,000	40,000	50,000
020-5400-434.60-38	METER & SER CONNECT PARTS	390,000	390,000	190,000	195,000
020-5400-434.60-40	WATER MAIN REPAIR PARTS	91,000	100,000	109,000	109,000
020-5400-434.60-50	RADIO MAINTENANCE	1,000	1,000	1,000	1,000
020-5400-434.60-80	ASPHALT & AGGREGATE	5,000	5,000	5,000	5,000
	<b>MATERIALS &amp; SUPPLIES</b>	<u>752,400</u>	<u>753,900</u>	<u>574,300</u>	<u>589,500</u>
020-5400-434.70-02	MOTOR VEHICLES	313,775	0	435,000	0
020-5400-434.70-03	MACHINERY	179,025	179,100	0	252,000
020-5400-434.70-04	OTHER EQUIPMENT	241,100	237,800	82,000	57,000
020-5400-434.70-15	CONSTRUCTION	959,200	700,000	0	50,000
020-5400-434.70-16	ENGINEERING	700,000	0	6,000	0
020-5400-434.70-17	MISC CAPITAL OUTLAY	0	0	0	0
020-5400-434.70-18	COMMUNICATIONS EQUIPMENT	5,500	0	5,500	0
020-5400-434.70-19	OFFICE EQUIPMENT	4,900	4,800	2,400	1,000
020-5400-434.70-18	COMMUNICATIONS EQUIPMENT				
020-5400-434.70-19	OFFICE EQUIPMENT				
	<b>CAPITAL OUTLAY</b>	<u>2,403,500</u>	<u>1,121,700</u>	<u>530,900</u>	<u>360,000</u>
	<b>WATER R &amp; C</b>	<u>7,095,700</u>	<u>5,903,700</u>	<u>4,620,200</u>	<u>2,672,500</u>

**CITY OF BROKEN ARROW  
BROKEN ARROW MUNICIPAL AUTHORITY  
UTILITIES DEPARTMENT  
Administration Division**

ACCOUNT NUMBER ACCOUNT DESCRIPTION	FISCAL YEAR	FISCAL YEAR	FISCAL YEAR	FISCAL YEAR
	2014 BUDGET	2014 ESTIMATED ACTUAL	2015 BUDGET	2016 FINANCIAL PLAN
020-5401-434.10-04 REGULAR	0	0	172,200.00	172,700.00
020-5401-434.10-11 OVERTIME	0	0	0	0
SALARIES AND WAGES	<u>0</u>	<u>0</u>	<u>172,200</u>	<u>172,700</u>
020-5401-434.20-21 SOCIAL SECURITY	0	0	7,800	7,900
020-5401-434.20-22 RETIREMENT	0	0	14,800	14,900
020-5401-434.20-26 INSURANCE	0	0	19,300	20,200
020-5401-434.20-41 CELL PHONE ALLOWANCE	0	0	600	1,200
EMPLOYEE BENEFITS	<u>0</u>	<u>0</u>	<u>42,500</u>	<u>44,200</u>
PERSONAL SERVICES	<u>0</u>	<u>0</u>	<u>214,700</u>	<u>216,900</u>
020-5400-434.30-11 REG. FEES & CERTIFICATION	0	0	1,000	1,000
020-5400-434.30-85 MEMBERSHIP DUES	0	0	1,000	1,000
PROF & TECH SERVICES	<u>0</u>	<u>0</u>	<u>2,000</u>	<u>2,000</u>
020-5400-434.40-20 VEHICLE REPAIR	0	0	500	500
020-5400-434.40-29 OTHER EQUIPMENT REPAIR	0	0	700	700
PROPERTY SERVICES	<u>0</u>	<u>0</u>	<u>1,200</u>	<u>1,200</u>
020-5400-434.50-03 TRAVEL & EXPENSES	0	0	2,000	2,000
OTHER SERVICES	<u>0</u>	<u>0</u>	<u>2,000</u>	<u>2,000</u>
OTHER SERVICES & CHARGES	<u>0</u>	<u>0</u>	<u>5,200</u>	<u>5,200</u>
020-5401-434.60-03 OFFICE SUPPLIES	0	0	500	500
020-5401-434.60-10 UNIFORMS	0	0	500	500
020-5401-434.60-19 TIRES & TUBES	0	0	300	300
020-5401-434.60-20 VEHICLE REPAIR PARTS	0	0	500	500
020-5401-434.60-21 FUEL & LUBRICANTS	0	0	1,800	1,800
020-5401-434.60-23 MATERIAL & SUPPLIES	0	0	1,000	1,000
020-5401-434.60-24 OTHER EQUIPMENT	0	0	2,500	500
020-5401-434.60-28 BOOKS, MAGS, & SUBSCRIPT.	0	0	1,000	1,000
MATERIAL & SUPPLIES	<u>0</u>	<u>0</u>	<u>8,100</u>	<u>6,100</u>
ADMINISTRATION	<u>0</u>	<u>0</u>	<u>228,000</u>	<u>228,200</u>

**CITY OF BROKEN ARROW  
BROKEN ARROW MUNICIPAL AUTHORITY  
UTILITIES DEPARTMENT  
Waterplant Division**

ACCOUNT NUMBER ACCOUNT DESCRIPTION	FISCAL YEAR		FISCAL YEAR	
	2014 BUDGET	2014 ESTIMATED ACTUAL	2015 BUDGET	2016 FINANCIAL PLAN
020-5405-434.10-04 REGULAR	434,100	310,500	479,100	486,200
020-5405-434.10-05 VARIABLE PAY PROGRAM	1,200	1,200	0	0
020-5405-434.10-11 OVERTIME	24,000	28,700	30,000	30,000
<b>SALARIES AND WAGES</b>	<b>459,300</b>	<b>340,400</b>	<b>509,100</b>	<b>516,200</b>
020-5405-434.20-10 LONGEVITY	9,200	8,700	7,200	22,400
020-5405-434.20-21 SOCIAL SECURITY	32,900	25,700	31,800	32,300
020-5405-434.20-22 RETIREMENT	42,900	32,900	43,500	44,300
020-5405-434.20-26 INSURANCE	113,500	75,200	126,600	133,500
020-5405-434.20-41 CELL PHONE ALLOWANCE	600	600	600	1,800
<b>EMPLOYEE BENEFITS</b>	<b>199,100</b>	<b>143,100</b>	<b>209,700</b>	<b>234,300</b>
<b>PERSONAL SERVICES</b>	<b>658,400</b>	<b>483,500</b>	<b>718,800</b>	<b>750,500</b>
020-5405-434.30-11 REG. FEES & CERTIFICATION	2,500	5,000	10,000	10,000
020-5405-434.30-34 LAB SERVICES	80,500	80,500	72,600	85,000
020-5405-434.30-75 DEQ FEES	9,400	12,000	13,000	12,000
<b>PROF &amp; TECH SERVICES</b>	<b>92,400</b>	<b>97,500</b>	<b>95,600</b>	<b>107,000</b>
020-5405-434.40-07 BUILDING MAINTENANCE	4,500	0	25,000	25,000
020-5405-434.40-20 VEHICLE REPAIR	1,500	2,500	4,500	5,000
020-5405-434.40-28 MISC CONTRACT SERVICES	12,000	12,000	75,000	100,000
020-5405-434.40-29 OTHER EQUIPMENT REPAIR	28,900	28,900	100,000	100,000
020-5405-434.40-31 UNIFORM RENTAL/SERVICES	1,900	2,500	2,400	2,500
020-5405-434.40-32 EQUIPMENT RENTAL	2,000	2,000	10,000	10,000
020-5405-434.40-33 OTHER RENTAL	0	0	10,000	10,000
020-5405-434.40-50 RADIO MAINTENANCE-OUTSIDE	400	400	10,000	10,000
020-5405-434.40-55 MAINTENANCE SERVICES	0	0	40,000	100,000
020-5405-434.40-93 PURCHASED WATER	5,332,700	5,332,700	2,000,000	2,000,000
<b>PROPERTY SERVICES</b>	<b>5,383,900</b>	<b>5,381,000</b>	<b>2,276,900</b>	<b>2,362,500</b>
020-5405-434.50-03 TRAVEL & EXPENSES	500	2,000	3,000	4,000
020-5405-434.50-22 TELEPHONE	6,000	6,000	6,000	6,000
020-5405-434.50-23 OTHER UTILITIES	436,800	436,800	1,000,000	1,000,000
020-5405-434.50-94 POWER (GRDA)	166,500	200,000	200,000	200,000
<b>OTHER SERVICES</b>	<b>609,800</b>	<b>644,800</b>	<b>1,209,000</b>	<b>1,210,000</b>
<b>OTHER SERVICES &amp; CHARGES</b>	<b>6,086,100</b>	<b>6,123,300</b>	<b>3,581,500</b>	<b>3,679,500</b>

**CITY OF BROKEN ARROW  
BROKEN ARROW MUNICIPAL AUTHORITY  
UTILITIES DEPARTMENT  
Waterplant Division**

ACCOUNT NUMBER ACCOUNT DESCRIPTION	FISCAL YEAR	FISCAL YEAR	FISCAL YEAR	FISCAL YEAR
	2014 BUDGET	2014 ESTIMATED ACTUAL	2015 BUDGET	2016 FINANCIAL PLAN
020-5405-434.60-03 OFFICE SUPPLIES	500	200	6,000	6,000
020-5405-434.60-10 UNIFORMS	1,600	2,700	15,000	15,000
020-5405-434.60-18 BLDG MATERIAL & SUPPLIES	800	0	2,000	2,000
020-5405-434.60-19 TIRES & TUBES	500	1,500	3,000	3,000
020-5405-434.60-20 VEHICLE REPAIR PARTS	1,500	2,500	4,000	4,000
020-5405-434.60-21 FUEL & LUBRICANTS	3,400	25,000	200,000	210,000
020-5405-434.60-23 MATERIAL & SUPPLIES	1,200	5,000	5,000	5,000
020-5405-434.60-24 OTHER EQUIPMENT	1,000	1,000	10,000	10,000
020-5405-434.60-27 CONCRETE & AGGREGATE	500	0	5,000	5,000
020-5405-434.60-30 JANITORIAL SUPPLIES	1,200	5,000	12,000	12,000
020-5405-434.60-34 CHEMICAL & LAB SUPPLIES	1,037,300	1,037,300	1,100,000	1,700,000
020-5405-434.60-45 REPAIRS & REPLACEMENTS	10,500	10,500	100,000	110,000
020-5405-434.60-50 RADIO MAINTENANCE	200	0	10,000	10,000
MATERIALS & SUPPLIES	<u>1,060,200</u>	<u>1,090,700</u>	<u>1,472,000</u>	<u>2,092,000</u>
020-5405-434.70-02 MOTOR VEHICLES	0	0	50,000	0
020-5405-434.70-03 MACHINERY	33,000	0	50,000	50,000
020-5405-434.70-04 OTHER EQUIPMENT	32,511	22,600	15,000	0
020-5405-434.70-15 CONSTRUCTION	9,412,600	0	0	0
020-5405-434.70-16 ENGINEERING	951,500	0	0	0
020-5405-434.70-19 OFFICE EQUIPMENT	40,000	6,500	10,000	10,000
CAPITAL OUTLAY	<u>10,469,611</u>	<u>29,100</u>	<u>125,000</u>	<u>60,000</u>
WATERPLANT	<u>18,274,311</u>	<u>7,726,600</u>	<u>5,897,300</u>	<u>6,582,000</u>

**CITY OF BROKEN ARROW  
BROKEN ARROW MUNICIPAL AUTHORITY  
UTILITIES DEPARTMENT  
Meter Readers**

ACCOUNT NUMBER	ACCOUNT DESCRIPTION	FISCAL YEAR	FISCAL YEAR	FISCAL YEAR	FISCAL YEAR
		2014	2014	2015	2016
		BUDGET	ESTIMATED ACTUAL	BUDGET	FINANCIAL PLAN
020-5406-434.10-04	REGULAR	0	0	356,700	362,900
020-5406-434.10-11	OVERTIME	0	0	52,000	52,000
	<b>SALARIES AND WAGES</b>	<b>0</b>	<b>0</b>	<b>408,700</b>	<b>414,900</b>
020-5406-434.20-10	LONGEVITY	0	0	8,800	9,800
020-5406-434.20-21	SOCIAL SECURITY	0	0	26,400	27,000
020-5406-434.20-22	RETIREMENT	0	0	36,600	37,300
020-5406-434.20-26	INSURANCE	0	0	104,000	109,100
020-5406-434.20-41	CELL PHONE ALLOWANCE	0	0	0	600
	<b>EMPLOYEE BENEFITS</b>	<b>0</b>	<b>0</b>	<b>175,800</b>	<b>183,800</b>
	<b>PERSONAL SERVICES</b>	<b>0</b>	<b>0</b>	<b>584,500</b>	<b>598,700</b>
020-5406-434.30-84	MEDICAL VACCINATION	0	0	100	100
	<b>PROF &amp; TECH SERVICES</b>	<b>0</b>	<b>0</b>	<b>100</b>	<b>100</b>
020-5406-434.40-20	VEHICLE REPAIR	0	0	2,500	2,500
020-5406-434.40-29	OTHER EQUIPMENT REPAIR	0	0	100	100
020-5406-434.40-31	UNIFORM RENTAL/SERVICES	0	0	1,600	1,600
020-5406-434.40-50	RADIO MAINTENANCE-OUTSIDE	0	0	300	300
020-5406-434.40-51	OUTSIDE METER REPAIR	0	0	800	800
020-5406-434.40-55	MAINTENANCE SERVICES	0	0	15,000	10,200
	<b>PROPERTY SERVICES</b>	<b>0</b>	<b>0</b>	<b>20,300</b>	<b>15,500</b>
020-5406-434.50-03	VEHICLE REPAIR	0	0		
020-5406-434.50-36	PRINTING SERVICES	0	0	1,000	1,100
	<b>OTHER SERVICES</b>	<b>0</b>	<b>0</b>	<b>1,000</b>	<b>1,100</b>
	<b>OTHER SERVICES &amp; CHARGES</b>	<b>0</b>	<b>0</b>	<b>21,400</b>	<b>16,700</b>

CITY OF BROKEN ARROW  
 BROKEN ARROW MUNICIPAL AUTHORITY  
 UTILITIES DEPARTMENT  
 Meter Readers

ACCOUNT NUMBER	ACCOUNT DESCRIPTION	FISCAL YEAR	FISCAL YEAR	FISCAL YEAR	FISCAL YEAR
		2014	2014	2015	2016
		BUDGET	ESTIMATED	BUDGET	FINANCIAL
			ACTUAL		PLAN
020-5406-434.60-03	OFFICE SUPPLIES	0	0	500	500
020-5406-434.60-10	UNIFORMS	0	0	4,500	3,000
020-5406-434.60-19	TIRES & TUBES	0	0	2,500	2,500
020-5406-434.60-20	VEHICLE REPAIR PARTS	0	0	6,000	6,000
020-5406-434.60-21	FUEL & LUBRICANTS	0	0	30,000	30,000
020-5406-434.60-23	MATERIAL & SUPPLIES	0	0	9,000	9,000
020-5406-434.60-24	OTHER EQUIPMENT	0	0	2,000	2,000
020-5406-434.60-28	BOOKS, MAGS, & SUBSCRIPT.	0	0	500	500
020-5406-434.60-38	METER & SER CONNECT PARTS	0	0	220,000	250,000
020-5406-434.60-50	RADIO MAINTENANCE	0	0	600	600
	MATERIAL & SUPPLIES	<u>0</u>	<u>0</u>	<u>275,600</u>	<u>304,100</u>
020-5406-434.70-02	MOTOR VEHICLES	0	0	70,000	0
020-5406-434.70-04	OTHER EQUIPMENT	0	0	10,000	10,000
020-5406-434.70-19	OFFICE EQUIPMENT	0	0	2,400	1,200
	CAPITAL OUTLAY	<u>0</u>	<u>0</u>	<u>82,400</u>	<u>11,200</u>
	METER READING	<u>0</u>	<u>0</u>	<u>963,900</u>	<u>930,700</u>

**CITY OF BROKEN ARROW  
BROKEN ARROW MUNICIPAL AUTHORITY  
UTILITIES DEPARTMENT  
Wastewater Treatment Division**

ACCOUNT NUMBER	ACCOUNT DESCRIPTION	FISCAL YEAR	FISCAL YEAR	FISCAL YEAR	FISCAL YEAR
		2014	2014	2015	2016
		BUDGET	ESTIMATED ACTUAL	BUDGET	FINANCIAL PLAN
020-5410-435.10-04	REGULAR	271,300	260,000	337,300	342,600
020-5410-435.10-11	OVERTIME	5,000	8,200	17,000	17,000
	<b>SALARIES AND WAGES</b>	<b>276,300</b>	<b>268,200</b>	<b>354,300</b>	<b>359,600</b>
020-5410-435.20-10	LONGEVITY	3,500	3,500	3,900	4,000
020-5410-435.20-21	SOCIAL SECURITY	20,600	22,200	25,300	25,600
020-5410-435.20-22	RETIREMENT	26,600	29,200	34,300	34,900
020-5410-435.20-26	INSURANCE	63,200	0	89,100	93,700
020-5410-435.20-41	CELL PHONE ALLOWANCE	600	600	600	1,200
	<b>EMPLOYEE BENEFITS</b>	<b>114,500</b>	<b>55,500</b>	<b>153,200</b>	<b>159,400</b>
	<b>PERSONAL SERVICES</b>	<b>390,800</b>	<b>323,700</b>	<b>507,500</b>	<b>519,000</b>
020-5410-435.30-11	REG. FEES & CERTIFICATION	2,500	1,400	4,500	4,500
020-5410-435.30-34	LAB SERVICES	27,700	25,000	35,000	30,000
020-5410-435.30-35	PRETREATMENT/OPERATIONS	0	0	29,000	25,000
020-5410-435.30-75	DEQ FEES	12,400	12,600	14,500	14,500
020-5410-435.30-84	MEDICAL VACCINATION	300	200	500	500
020-5410-435.30-87	PROFESSIONAL SERVICES	0	0	5,000	5,000
	<b>PROF &amp; TECH SERVICES</b>	<b>42,900</b>	<b>39,200</b>	<b>88,500</b>	<b>79,500</b>
020-5410-435.40-07	BUILDING MAINTENANCE	2,500	0	5,000	5,000
020-5410-435.40-20	VEHICLE REPAIR	3,900	0	2,500	2,500
020-5410-435.40-28	MISC CONTRACT SERVICES	4,400	3,600	5,000	5,000
020-5410-435.40-29	OTHER EQUIPMENT REPAIR	0	1,900	2,500	2,500
020-5410-435.40-30	CONTRACT LANDFILL SERVICE	110,000	124,000	130,000	130,000
020-5410-435.40-31	UNIFORM RENTAL/SERVICES	1,100	1,000	1,100	1,100
020-5410-435.40-32	EQUIPMENT RENTAL	1,500	2,000	2,000	2,000
020-5410-435.40-33	OTHER RENTAL	2,000	800	1,000	1,000
020-5410-435.40-45	RMUA CONTRACT SERVICES	1,170,400	1,100,000	1,397,100	1,466,900
020-5410-435.40-50	RADIO MAINTENANCE-OUTSIDE	100	0	9,000	5,000
020-5410-435.40-55	MAINTENANCE SERVICES	2,100	1,400	1,500	5,000
	<b>PROPERTY SERVICES</b>	<b>1,298,000</b>	<b>1,234,700</b>	<b>1,556,700</b>	<b>1,626,000</b>
020-5410-435.50-03	TRAVEL & EXPENSES	2,400	2,500	5,000	5,000
020-5410-435.50-22	TELEPHONE	3,100	2,800	3,100	3,100
020-5410-435.50-23	OTHER UTILITIES	1,400	1,900	2,500	2,500
020-5410-435.50-24	UTILITIES (ONG)	0	0	7,500	7,500
020-5410-435.50-25	UTILITIES (PSO)	254,400	255,000	425,000	425,000
020-5410-435.50-36	PRINTING SERVICES	2,000	1,500	5,000	3,000
020-5410-435.50-86	MISCELLANEOUS	0	0	500	500
	<b>OTHER SERVICES</b>	<b>263,300</b>	<b>263,700</b>	<b>448,600</b>	<b>446,600</b>
	<b>OTHER SERVICES &amp; CHARGES</b>	<b>1,604,200</b>	<b>1,537,600</b>	<b>2,093,800</b>	<b>2,152,100</b>

**CITY OF BROKEN ARROW  
 BROKEN ARROW MUNICIPAL AUTHORITY  
 UTILITIES DEPARTMENT  
 Wastewater Treatment Division**

ACCOUNT NUMBER ACCOUNT DESCRIPTION	FISCAL YEAR	FISCAL YEAR	FISCAL YEAR	FISCAL YEAR
	2014 BUDGET	2014 ESTIMATED ACTUAL	2015 BUDGET	2016 FINANCIAL PLAN
020-5410-435.60-03 OFFICE SUPPLIES	700	1,000	2,000	2,000
020-5410-435.60-10 UNIFORMS	900	100	3,500	1,000
020-5410-435.60-18 BLDG MATERIAL & SUPPLIES	4,000	3,000	5,000	5,000
020-5410-435.60-19 TIRES & TUBES	5,800	1,200	6,000	4,000
020-5410-435.60-20 VEHICLE REPAIR PARTS	6,100	5,800	6,500	6,000
020-5410-435.60-21 FUEL & LUBRICANTS	20,500	29,900	35,000	35,000
020-5410-435.60-23 MATERIAL & SUPPLIES	5,500	7,200	8,000	8,000
020-5410-435.60-24 OTHER EQUIPMENT	1,800	2,200	35,000	12,000
020-5410-435.60-27 CONCRETE & AGGREGATE	500	500	1,500	1,500
020-5410-435.60-30 JANITORIAL SUPPLIES	300	100	300	300
020-5410-435.60-31 OTHER EQUIP PARTS/MAINT	0	0	20,000	12,000
020-5410-435.60-34 CHEMICAL & LAB SUPPLIES	83,300	210,000	160,000	160,000
020-5410-435.60-41 SUPPLIES/ PUMP & LIFT STA	0	0	85,000	85,000
020-5410-435.60-45 REPAIRS & REPLACEMENTS	32,500	50,000	60,000	40,000
020-5410-435.60-50 RADIO MAINTENANCE MATERIAL & SUPPLIES	<u>100</u>	<u>0</u>	<u>5,000</u>	<u>5,000</u>
	<u>162,000</u>	<u>311,000</u>	<u>432,800</u>	<u>376,800</u>
020-5410-435.70-02 MOTOR VEHICLES	0	0	150,000	0
020-5410-435.70-04 OTHER EQUIPMENT	452,936	100,000	30,000	0
020-5410-435.70-15 CONSTRUCTION	270,500	0	235,000	2,300,000
020-5410-435.70-16 ENGINEERING	126,500	120,000	486,000	140,000
020-5410-435.70-17 MISC CAPITAL OUTLAY	15,000	15,000	0	0
020-5410-435.70-19 OFFICE EQUIPMENT	<u>3,072</u>	<u>3,300</u>	<u>130,000</u>	<u>0</u>
CAPITAL OUTLAY	<u>868,008</u>	<u>238,300</u>	<u>1,031,000</u>	<u>2,440,000</u>
WASTEWATER TREATMENT	<u>3,025,008</u>	<u>2,410,600</u>	<u>4,065,100</u>	<u>5,487,900</u>



**CITY OF BROKEN ARROW  
BROKEN ARROW MUNICIPAL AUTHORITY  
UTILITIES DEPARTMENT  
Sewer R & C Division**

ACCOUNT NUMBER ACCOUNT DESCRIPTION	FISCAL YEAR	FISCAL YEAR	FISCAL YEAR	FISCAL YEAR
	2014 BUDGET	2014 ESTIMATED ACTUAL	2015 BUDGET	2016 FINANCIAL PLAN
020-5415-435.10-04 REGULAR	814,300	703,100	838,800	851,400
020-5415-435.10-05 VARIABLE PAY PROGRAM	800	2,600	3,000	3,000
020-5415-435.10-11 OVERTIME	51,100	58,500	60,200	60,200
020-5415-435.10-19 INJURY PAY	0	200	0	0
SALARIES AND WAGES	<u>866,200</u>	<u>764,400</u>	<u>902,000</u>	<u>914,600</u>
020-5415-435.20-10 LONGEVITY	24,700	23,200	24,700	24,700
020-5415-435.20-21 SOCIAL SECURITY	60,600	59,400	62,900	64,000
020-5415-435.20-22 RETIREMENT	81,200	79,000	86,300	87,700
020-5415-435.20-26 INSURANCE	256,700	199,700	238,100	249,000
020-5415-435.20-41 CELL PHONE ALLOWANCE	600	800	600	1,800
EMPLOYEE BENEFITS	<u>423,800</u>	<u>362,100</u>	<u>412,600</u>	<u>427,200</u>
PERSONAL SERVICES	<u>1,290,000</u>	<u>1,126,500</u>	<u>1,314,600</u>	<u>1,341,800</u>
020-5415-435.30-84 MEDICAL VACCINATION	300	300	300	300
PROF & TECH SERVICES	<u>300</u>	<u>300</u>	<u>300</u>	<u>300</u>
020-5415-435.40-20 VEHICLE REPAIR	2,000	3,000	3,700	3,700
020-5415-435.40-28 MISC CONTRACT SERVICES	3,000	1,200	3,000	3,000
020-5415-435.40-29 OTHER EQUIPMENT REPAIR	5,500	2,500	5,500	5,500
020-5415-435.40-31 UNIFORM RENTAL/SERVICES	1,800	1,800	2,000	1,800
020-5415-435.40-32 EQUIPMENT RENTAL	5,000	1,000	1,000	1,000
020-5415-435.40-55 MAINTENANCE SERVICES	18,000	17,500	62,000	62,000
PROPERTY SERVICES	<u>35,300</u>	<u>27,000</u>	<u>77,200</u>	<u>77,000</u>
020-5415-435.50-03 TRAVEL & EXPENSES	300	300	300	300
020-5415-435.50-22 TELEPHONE	2,800	2,500	3,000	2,800
020-5415-435.50-23 OTHER UTILITIES	1,500	1,500	1,700	1,700
020-5415-435.50-24 UTILITIES (ONG)	7,000	6,500	8,000	8,000
020-5415-435.50-25 UTILITIES (PSO)	150,000	140,000	150,000	160,000
020-5415-435.50-84 PILOT	690,200	690,200	792,200	870,900
020-5415-435.50-85 OVERHEAD FEE	232,700	232,700	232,700	232,700
OTHER SERVICES	<u>1,084,500</u>	<u>1,073,700</u>	<u>1,187,900</u>	<u>1,276,400</u>
OTHER SERVICES & CHARGES	<u>1,120,100</u>	<u>1,101,000</u>	<u>1,265,400</u>	<u>1,353,700</u>

**CITY OF BROKEN ARROW  
 BROKEN ARROW MUNICIPAL AUTHORITY  
 UTILITIES DEPARTMENT  
 Sewer R & C Division**

ACCOUNT NUMBER ACCOUNT DESCRIPTION	FISCAL YEAR	FISCAL YEAR	FISCAL YEAR	FISCAL YEAR
	2014	2014	2015	2016
	BUDGET	ESTIMATED	BUDGET	FINANCIAL
		ACTUAL		PLAN
020-5415-435.60-10 UNIFORMS	2,800.00	2,800.00	8,000.00	5,000.00
020-5415-435.60-19 TIRES & TUBES	1,300.00	1,000.00	2,000.00	2,000.00
020-5415-435.60-20 VEHICLE REPAIR PARTS	7,400.00	7,400.00	11,100.00	11,100.00
020-5415-435.60-21 FUEL & LUBRICANTS	13,300.00	14,500.00	24,000.00	24,000.00
020-5415-435.60-23 MATERIAL & SUPPLIES	3,400.00	3,400.00	5,000.00	3,500.00
020-5415-435.60-24 OTHER EQUIPMENT	1,500.00	2,000.00	3,000.00	3,000.00
020-5415-435.60-27 CONCRETE & AGGREGATE	3,000.00	1,500.00	3,000.00	3,000.00
020-5415-435.60-34 CHEMICAL & LAB SUPPLIES	44,200.00	28,000.00	0.00	0.00
020-5415-435.60-40 WTR/SEWER MAIN REPAIR PTS	14,000.00	5,000.00	14,000.00	14,000.00
020-5415-435.60-41 SUPPLIES/ PUMP & LIFT STA	42,800.00	45,000.00	51,800.00	0.00
020-5415-435.60-50 RADIO MAINTENANCE	400.00	200.00	400.00	400.00
020-5415-435.60-80 ASPHALT & AGGREGATE	1,500.00	1,000.00	1,500.00	1,500.00
MATERIAL & SUPPLIES	<u>135,600</u>	<u>111,800</u>	<u>123,800</u>	<u>67,500</u>
020-5415-435.70-02 MOTOR VEHICLES	19,025	19,100	341,000	0
020-5415-435.70-04 OTHER EQUIPMENT	68,487	64,000	16,000	10,000
020-5415-435.70-15 CONSTRUCTION	262,375	50,000	0	0
020-5415-435.70-16 ENGINEERING	648,594	648,600	0	0
CAPITAL OUTLAY	<u>998,481</u>	<u>781,700</u>	<u>357,000</u>	<u>10,000</u>
SEWER R & C	<u>3,544,181</u>	<u>3,121,000</u>	<u>3,060,800</u>	<u>2,773,000</u>
UTILITIES	<u>31,939,200</u>	<u>19,161,900</u>	<u>18,835,300</u>	<u>18,674,300</u>

**BROKEN ARROW MUNICIPAL AUTHORITY  
DEPARTMENTAL CAPITAL OUTLAY  
FISCAL YEARS 2015 & 2016**

	FISCAL YEAR	
	2015	2016
<b>CITYWIDE PROJECTS:</b>		
<b>GENERAL GOVERNMENT</b>		
<b>OFFICE EQUIPMENT:</b>		
PC, LAPTOP, PRINTER REPLACEMENTS	9,000	9,000
PC, LAPTOP, PRINTER PURCHASES NEW	8,500	8,500
TOTAL OFFICE EQUIPMENT	17,500	17,500
<b>TOTAL CITYWIDE PROJECTS</b>	<b>17,500</b>	<b>17,500</b>
 <b>GENERAL SERVICES:</b>		
<b>OPERATIONS (5100):</b>		
<b>MOTOR VEHICLES</b>		
REPLACEMENT PICKUP	25,000	0
TOTAL MOTOR VEHICLES	25,000	0
<b>CONSTRUCTION:</b>		
REBUILD RESTROOM/OFFICE - STARK BUILDING	50,000	0
REBUILD ELECTRICAL SERVICE - STARK BUILDING	25,000	0
REMODEL STARK OFFICES	15,000	0
MAINTENANCE CENTER PARKING LOT REPAIRS	7,000	7,000
MOTORIZED GATE	0	15,000
TOTAL CONSTRUCTION	97,000	22,000
<b>MISCELLANEOUS CAPITAL OUTLAY:</b>		
SECURITY SYSTEM MAINTENANCE CENTER	20,000	20,000
TOTAL MISCELLANEOUS OUTLAY	20,000	20,000
<b>BUILDING MAINTENANCE (5115):</b>		
<b>MOTOR VEHICLES</b>		
CREW CAB PICKUP	0	30,000
TOTAL MOTOR VEHICLES	0	30,000
<b>OTHER EQUIPMENT</b>		
WALK BEHIND FLOOR SCRUBBER	6,000	0
HARD SURFACE FLOOR SCRUBBER	0	6,000
TOTAL OTHER EQUIPMENT	6,000	6,000
<b>FLEET MAINTENANCE (5120):</b>		
<b>MOTOR VEHICLES</b>		
PICKUP WITH TOOL BOX AND WARNING LIGHTS	21,000	0
PICKUP WITH TOOL BOX AND WARNING LIGHTS	0	21,000
TOTAL MOTOR VEHICLES	21,000	21,000
<b>OTHER EQUIPMENT:</b>		
REPLACEMENT CAR WASH PUMP ASSEMBLY	14,000	0
8K LB VEHICLE LIFT	8,000	0
LUBE BAY STORAGE CABINET	7,000	0
SHOP AIR COMPRESSOR	0	18,000
VEHICLE DIAGNOSTIC EQUIPMENT W/ SOFTWARE	0	11,000
TOTAL OTHER EQUIPMENT	29,000	29,000

**BROKEN ARROW MUNICIPAL AUTHORITY  
DEPARTMENTAL CAPITAL OUTLAY  
FISCAL YEARS 2015 & 2016**

	FISCAL YEAR	
	2015	2016
<b>GENERAL SERVICES (Continued):</b>		
<b>FLEET MAINTENANCE (5120)</b>		
<b>CONSTRUCTION</b>		
SHOP EXPANSION	500,000	0
REMODEL FLEET OFFICES	25,000	500,000
TOTAL CONSTRUCTION	525,000	500,000
<b>SANITATION (5125):</b>		
<b>MOTOR VEHICLE:</b>		
REFUSE TRUCKS (3)	550,000	0
REFUSE TRUCKS (2)	0	375,000
TOTAL MOTOR VEHICLE	550,000	375,000
<b>MISCELLANEOUS CAPITAL OUTLAY:</b>		
RECYCLING PILOT PROJECT	125,000	125,000
REFUSE COST OF SERICE/RECYCLING ANALYSIS	40,000	0
TOTAL MISCELLANEOUS OUTLAY	165,000	125,000
<b>COMMUNICATION EQUIPMENT</b>		
ROUTE SOFTWARE	80,000	80,000
MOBILE RADIO	5,000	0
TOTAL COMMUNICATION EQUIPMENT	85,000	80,000
<b>LOGISTICS (5130):</b>		
<b>OTHER EQUIPMENT</b>		
OUTSIDE STORAGE SHELVES/RACKS	0	8,000
TOTAL OTHER EQUIPMENT	0	8,000
<b>CONSTRUCTION</b>		
ASPHALT REPAIR OUTSIDE STORAGE AREA	7,000	0
TOTAL CONSTRUCTION	7,000	0
<b>TOTAL GENERAL SERVICES</b>	<b>1,530,000</b>	<b>1,216,000</b>
 <b>CONSTRUCTION/ENGINEERING:</b>		
<b>CONSTRUCTION (5200):</b>		
<b>MOTOR VEHICLE:</b>		
EXTENDED CAB PICKUP	25,000	0
TOTAL MOTOR VEHICLE	25,000	0
<b>MISCELLANEOUS CAPITAL OUTLAY:</b>		
OFFICE ALTERATION	15,000	
CUBICLE UPGRADE	9,600	
TOTAL MISCELLANEOUS OUTLAY	24,600	0
<b>OFFICE EQUIPMENT</b>		
VARIOUS OFFICE EQUIPMENT	5,000	0
TOTAL OFFICE EQUIPMENT	5,000	0

**BROKEN ARROW MUNICIPAL AUTHORITY  
DEPARTMENTAL CAPITAL OUTLAY  
FISCAL YEARS 2015 & 2016**

	FISCAL YEAR	
	2015	2016
<b>CONSTRUCTION/ENGINEERING (Continued):</b>		
<b>ENGINEERING (5205)</b>		
<b>OTHER EQUIPMENT</b>		
PLOTTER FOR PLAN AND PRINT PRODUCTION	35,000	0
TOTAL OTHER EQUIPMENT	35,000	0
<b>ENGINEERING:</b>		
GENERAL UNSPECIFIED PROJECTS	100,000	100,000
TOTAL ENGINEERING	100,000	100,000
<b>TOTAL ENGINEERING/CONSTRUCTION</b>	<b>189,600</b>	<b>100,000</b>
 <b>STORMWATER (5305):</b>		
<b>MOTOR VEHICLE:</b>		
STREET SWEEPER	280,000	0
DUMP TRUCK	110,000	120,000
WORK TRUCK 25,500GVW W/UTILITY BED	0	80,000
TOTAL MOTOR VEHICLE	390,000	200,000
<b>MACHINERY</b>		
PAD ROLLER WALK BEHIND W/REMOTE 24/33"	38,000	0
TOTAL MACHINERY	38,000	0
<b>OTHER EQUIPMENT</b>		
STORM DRAIN CAMERA W/TRAILER	50,000	0
HYD. ROTARY MOWER FOR SKID LOADER	15,000	0
ALUM SHORING	14,000	0
RUBBER TRACK FOR MINI EXCAVATOR	6,500	6,500
LANDSCAPE CAGE TRAILER	5,000	0
15' BATWING ROTARY MOWER		22,000
TOTAL OTHER EQUIPMENT	90,500	28,500
<b>CONSTRUCTION:</b>		
CONSTRUCTION PROJECTS TO BE DETERMINED	0	365,000
TOTAL CONSTRUCTION	0	365,000
<b>MISCELLANEOUS CAPITAL OUTLAY:</b>		
REMODEL FORMER POLICE STATION FOR DEPARTMENT USE	425,000	200,000
TOTAL MISCELLANEOUS OUTLAY	425,000	200,000
<b>COMMUNICATION EQUIPMENT</b>		
HAND HELD RADIOS (3)	15,000	0
TOTAL COMMUNICATION EQUIPMENT	15,000	0
<b>OFFICE EQUIPMENT</b>		
OUTFITTING OF NEW OFFICE SPACE	45,600	15,000
TOTAL OFFICE EQUIPMENT	45,600	15,000
<b>TOTAL STORMWATER</b>	<b>1,004,100</b>	<b>808,500</b>

**BROKEN ARROW MUNICIPAL AUTHORITY  
DEPARTMENTAL CAPITAL OUTLAY  
FISCAL YEARS 2015 & 2016**

	FISCAL YEAR	
	2015	2016
<b>UTILITIES</b>		
<b>WATER R &amp; C (5400)</b>		
<b>MOTOR VEHICLES</b>		
TRANSPORT TRUCK & TRAILER	240,000	0
TRUCK MOUNTED VALVE EXERCISE EQUIPMENT	110,000	0
REPLACE WORK TRUCK 9802 25500LBS gvw	85,000	0
<b>TOTAL MOTOR VEHICLES</b>	435,000	0
<b>MACHINERY</b>		
ADD LARGE EXCAVATOR (47,00 TO 55,00 lb CLASS)	0	220,000
MINI EXCAVATOR (8,000 TO 12,000 lb CLASS)	0	32,000
<b>TOTAL MACHINERY</b>	0	252,000
<b>OTHER EQUIPMENT</b>		
NEW AUTOMATIC FLUSHERS (12)	31,000	0
16' EQUIPMENT TRAILOR (TWO 7,000 lb AXLE)	13,000	0
PORTABLE LIGHT PLANTS	8,500	10,000
EXCAVATOR BUCKET	8,000	0
PNEUMATIC MOLE 3"	7,500	0
DS TAPPING MACHINE	5,000	0
ES TAPPING MACHINE (2)	5,000	0
LAPTOP TOUGH BOOK	4,000	4,000
TRAILERS (3)	0	43,000
<b>TOTAL OTHER EQUIPMENT</b>	82,000	57,000
<b>CONSTRUCTION</b>		
KENWOOD HILLS BOOSTER PUMP #2	0	50,000
<b>TOTAL CONSTRUCTION</b>	0	50,000
<b>ENGINEERING</b>		
KENWOOD HILLS BOOSTER PUMP #2	6,000	0
<b>TOTAL ENGINEERING</b>	6,000	0
<b>COMMUNICATION EQUIPMENT</b>		
RADIO FOR NEW TRUCK	5,500	0
<b>TOTAL COMMUNICATION EQUIPMENT</b>	5,500	0
<b>OFFICE EQUIPMENT</b>		
CHAIRS	1,800	
MISCELLANEOUS	600	1,000
<b>TOTAL OFFICE EQUIPMENT</b>	2,400	1,000
<b>TOTAL WATER R &amp; C</b>	530,900	360,000

**BROKEN ARROW MUNICIPAL AUTHORITY  
DEPARTMENTAL CAPITAL OUTLAY  
FISCAL YEARS 2015 & 2016**

	FISCAL YEAR	
	2015	2016
<b>UTILITIES (CONTINUED):</b>		
<b>WATER PLANT (5405)</b>		
<b>MOTOR VEHICLES</b>		
3/4 TON PICKUP	50,000	0
TOTAL MOTOR VEHICLES	<u>50,000</u>	<u>0</u>
<b>MACHINERY</b>		
MACHINERY LIFT EQUIPMENT	50,000	50,000
TOTAL MACHINERY	<u>50,000</u>	<u>50,000</u>
<b>OTHER EQUIPMENT</b>		
RIDING MOWER	15,000	0
TOTAL OTHER EQUIPMENT	<u>15,000</u>	<u>0</u>
<b>OFFICE EQUIPMENT</b>		
COMPUTERS/MONITORS, OTHER OFFICE FURNITURE	10,000	10,000
TOTAL OFFICE EQUIPMENT	<u>10,000</u>	<u>10,000</u>
<b>TOTAL WATER PLANT (5405)</b>	<b><u>125,000</u></b>	<b><u>60,000</u></b>
<b>METER READERS (5406):</b>		
<b>MOTOR VEHICLES</b>		
PICKUP TRUCKS (3)	70,000	0
TOTAL MOTOR VEHICLES	<u>70,000</u>	<u>0</u>
<b>OTHER EQUIPMENT</b>		
LAPTOP TOUGH BOOKS (2)	10,000	10,000
TOTAL OTHER EQUIPMENT	<u>10,000</u>	<u>10,000</u>
<b>OFFICE EQUIPMENT</b>		
COMPUTERS/MONITORS, OTHER OFFICE FURNITURE	2,400	1,200
TOTAL OFFICE EQUIPMENT	<u>2,400</u>	<u>1,200</u>
<b>TOTAL METER READERS</b>	<b><u>82,400</u></b>	<b><u>11,200</u></b>
<b>WASTEWATER TREATMENT PLANT (5410)</b>		
<b>MOTOR VEHICLES</b>		
UTILITY TRUCKS (3)	150,000	0
TOTAL MOTOR VEHICLES	<u>150,000</u>	<u>0</u>
<b>OTHER EQUIPMENT</b>		
ADAMS CREEK/ONETA ROAD LIFT STATION IMPROVEMENTS	30,000	0
TOTAL OTHER EQUIPMENT	<u>30,000</u>	<u>0</u>
<b>CONSTRUCTION</b>		
WINDSOR LIFT STATION REMOVAL/GRAVITY RELIEF LINE/HEADWORKS/ADAM CR.	235,000	2,300,000
TOTAL CONSTRUCTION	<u>235,000</u>	<u>2,300,000</u>
<b>ENGINEERING</b>		
HEADWORKS/ADAMS CREEK PROJECTS	486,000	140,000
TOTAL ENGINEERING	<u>486,000</u>	<u>140,000</u>
<b>OFFICE EQUIPMENT</b>		
UPDATED SCADA SYSTEM WITH NEW PLC AND SOFTWARE LICENSE	130,000	0
TOTAL OFFICE EQUIPMENT	<u>130,000</u>	<u>0</u>
<b>TOTAL WASTEWATER TREATMENT PLANT</b>	<b><u>1,031,000</u></b>	<b><u>2,440,000</u></b>

**BROKEN ARROW MUNICIPAL AUTHORITY  
DEPARTMENTAL CAPITAL OUTLAY  
FISCAL YEARS 2015 & 2016**

	FISCAL YEAR	
	2015	2016
<b>SEWER R &amp; C (5415)</b>		
<b>MOTOR VEHICLES</b>		
VACUUM TRUCK	320,000	0
SEWER R & C PICK-UP TRUCK	21,000	0
TOTAL MOTOR VEHICLES	341,000	0
<b>OTHER EQUIPMENT</b>		
SEWER ROOT CUTTER	8,300	0
LAZER EQUIPMENT	5,900	0
SMOKE BLOWER	1,800	0
SMOKE BLOWER	0	10,000
TOTAL OTHER EQUIPMENT	16,000	10,000
<b>TOTAL SEWER R &amp; C (5415)</b>	<b>357,000</b>	<b>10,000</b>
<b>TOTAL UTILITIES</b>	<b>2,126,300</b>	<b>2,881,200</b>
<b>TOTAL BAMA CAPITAL OUTLAY</b>	<b>4,867,500</b>	<b>5,023,200</b>





**CITY OF BROKEN ARROW**

**OTHER FUNDS**

**FY2015 BUDGET**

**FY2016 FINANCIAL PLAN**

**CITY OF BROKEN ARROW**

**OTHER FUNDS**



**CITY OF BROKEN ARROW**  
**FISCAL YEARS 2015 BUDGET & 2016 FINANCIAL PLAN**  
**EXCESS CAPACITY SEWER ESCROW**  
**FUND 25**

**Description:**

A Special Revenue Fund which accounts for monies received from the development and construction industries. These funds are used to construct excess capacity sewer lines.

DESCRIPTION	ACTUAL F/Y 2013	BUDGET F/Y 2014	ESTIMATED ACTUAL F/Y 2014	BUDGET F/Y 2015	FINANCIAL PLAN F/Y 2016
<b>REVENUES :</b>					
Charges for Services					
Excess Capacity Fees	51,485	70,000	200,000	100,000	100,000
Interest	108	100	100	100	100
<b>TOTAL REVENUES</b>	<b>51,593</b>	<b>70,100</b>	<b>200,100</b>	<b>100,100</b>	<b>100,100</b>
<b>BEGINNING FUND BALANCE -</b>					
Reserved for Capital Projects	88,213	118,130	118,130	273,230	273,330
<b>TOTAL SOURCES</b>	<b>139,806</b>	<b>188,230</b>	<b>318,230</b>	<b>373,330</b>	<b>373,430</b>
<b>EXPENDITURES -</b>					
Capital Projects	21,676	70,000	45,000	100,000	100,000
<b>TOTAL EXPENDITURES</b>	<b>21,676</b>	<b>70,000</b>	<b>45,000</b>	<b>100,000</b>	<b>100,000</b>
<b>ENDING FUND BALANCE -</b>					
Reserved for Capital Projects	118,130	118,230	273,230	273,330	273,430
<b>ENDING FUND BALANCE</b>	<b>118,130</b>	<b>118,230</b>	<b>273,230</b>	<b>273,330</b>	<b>273,430</b>

CITY OF BROKEN ARROW  
FISCAL YEARS 2015 BUDGET & 2016 FINANCIAL PLAN  
CAPITAL OUTLAY  
EXCESS CAPACITY SEWER ESCROW  
FUND 25

	FISCAL YEAR	
	2015	2016
CAPITAL OUTLAY:		
PROJECT TO BE DETERMINED	100,000	100,000
TOTAL CAPITAL OUTLAY	<u>100,000</u>	<u>100,000</u>

**CITY OF BROKEN ARROW**  
**FISCAL YEARS 2015 BUDGET & 2016 FINANCIAL PLAN**  
**STORMWATER CAPITAL**  
**FUND 26**

**Description:**

A Special Revenue Fund to account for funds received in lieu of building a detention facility. These funds will be used for future or ongoing stormwater improvements and regional detention projects.

DESCRIPTION	ACTUAL F/Y 2013	BUDGET F/Y 2014	ESTIMATED ACTUAL F/Y 2014	BUDGET F/Y 2015	FINANCIAL PLAN F/Y 2016
<b>REVENUES :</b>					
Charges for Services					
Development Fees	55,170	80,000	550,000	100,000	100,000
Interest	27	100	100	100	100
<b>TOTAL REVENUES</b>	<b>55,197</b>	<b>80,100</b>	<b>550,100</b>	<b>100,100</b>	<b>100,100</b>
<b>BEGINNING FUND BALANCE -</b>					
Reserved for Capital Projects	59,068	114,265	114,265	614,365	559,965
<b>TOTAL SOURCES</b>	<b>114,265</b>	<b>194,365</b>	<b>664,365</b>	<b>714,465</b>	<b>660,065</b>
<b>EXPENDITURES -</b>					
Capital Outlay	0	50,000	50,000	154,500	150,000
<b>TOTAL EXPENDITURES</b>	<b>0</b>	<b>50,000</b>	<b>50,000</b>	<b>154,500</b>	<b>150,000</b>
<b>OTHER FINANCING USES -</b>					
Transfers Out		0	0	0	0
<b>TOTAL OTHER FINANCING USES</b>	<b>0</b>	<b>0</b>	<b>0</b>	<b>0</b>	<b>0</b>
<b>ENDING FUND BALANCE -</b>					
Reserved for Capital Projects	114,265	144,365	614,365	559,965	510,065
<b>ENDING FUND BALANCE</b>	<b>114,265</b>	<b>144,365</b>	<b>614,365</b>	<b>559,965</b>	<b>510,065</b>

**CITY OF BROKEN ARROW**  
**FISCAL YEARS 2015 BUDGET & 2016 FINANCIAL PLAN**  
**CAPITAL OUTLAY**  
**STORMWATER CAPITAL**  
**FUND 26**

	FISCAL YEAR	
	2015	2016
<b>CAPITAL OUTLAY:</b>		
EROSION CONTROL AT BASS PRO POND	50,000	50,000
BATTLECREEK GOLF COURSE, POND #8	4,500	
PROJECT TO BE DETERMINED	100,000	100,000
<b>TOTAL CAPITAL OUTLAY</b>	<u>154,500</u>	<u>150,000</u>

**CITY OF BROKEN ARROW**  
**FISCAL YEARS 2015 BUDGET & 2016 FINANCIAL PLAN**  
**CONVENTION & VISITORS BUREAU**  
**FUND 27**

**Description:**

A Special Revenue Fund which accounts for a four (4%) percent tax on hotel/motel room rentals. These funds are to be used to encourage, promote and foster, leisure, culture and tourism in Broken Arrow and is administered by the Convention & Visitors Bureau.

DESCRIPTION	ACTUAL F/Y 2013	BUDGET F/Y 2014	ESTIMATED ACTUAL F/Y 2014	BUDGET F/Y 2015	FINANCIAL PLAN F/Y 2016
<b>REVENUE -</b>					
Taxes	483,321	470,000	469,800	482,000	506,100
Intergovernmental	0	0	0	0	0
Interest	343	300	200	200	200
Miscellaneous	0	0	0	0	0
<b>TOTAL REVENUES</b>	<b>483,664</b>	<b>470,300</b>	<b>470,000</b>	<b>482,200</b>	<b>506,300</b>
<b>BEGINNING FUND BALANCE</b>	<b>1,040,515</b>	<b>1,099,606</b>	<b>1,099,606</b>	<b>915,506</b>	<b>467,906</b>
<b>TOTAL SOURCES</b>	<b>1,524,179</b>	<b>1,569,906</b>	<b>1,569,606</b>	<b>1,397,706</b>	<b>974,206</b>
<b>EXPENDITURES -</b>					
Other Services and Charges	274,914	341,500	341,500	341,500	343,600
Materials and Supplies	0	17,100	17,100	11,300	16,700
Capital Outlay	14,159	25,500	25,500	32,000	40,000
<b>TOTAL EXPENDITURES</b>	<b>289,073</b>	<b>384,100</b>	<b>384,100</b>	<b>384,800</b>	<b>400,300</b>
<b>OTHER FINANCING USES -</b>					
Transfers Out	135,500	270,000	270,000	545,000	545,000
<b>ENDING FUND BALANCE</b>	<b>1,099,606</b>	<b>915,806</b>	<b>915,506</b>	<b>467,906</b>	<b>28,906</b>



**CITY OF BROKEN ARROW**  
**FISCAL YEARS 2015 BUDGET & 2016 FINANCIAL PLAN**  
**SALES TAX CAPITAL IMPROVEMENT**  
**FUND 30**

**Description:**

A Special Revenue Fund which accounts for the proceeds of a one-half cent sales tax restricted in use for capital improvements and debt service associated with capital improvements.

DESCRIPTION	ACTUAL F/Y 2013	BUDGET F/Y 2014	ESTIMATED ACTUAL F/Y 2014	BUDGET F/Y 2015	FINANCIAL PLAN F/Y 2016
<b>REVENUES:</b>					
Sales Tax	5,808,673	6,097,600	6,044,000	6,266,200	6,485,500
Intergovernmental	170,327	0	8,800	0	0
Interest	7,589	8,000	6,800	8,000	8,000
Miscellaneous	31,671	10,000	13,300	10,000	10,000
<b>TOTAL REVENUES:</b>	<b>6,018,260</b>	<b>6,115,600</b>	<b>6,072,900</b>	<b>6,284,200</b>	<b>6,503,500</b>
<b>OTHER FINANCING SOURCES</b>					
Transfers In	0	10,000	10,000	0	0
<b>TOTAL OTHER FINANCING SOURCES</b>	<b>0</b>	<b>10,000</b>	<b>10,000</b>	<b>0</b>	<b>0</b>
<b>TOTAL REVENUES AND OTHER FINANCING SOURCES</b>	<b>6,018,260</b>	<b>6,125,600</b>	<b>6,082,900</b>	<b>6,284,200</b>	<b>6,503,500</b>
<b>BEGINNING FUND BALANCE:</b>					
Reserved for Capital Projects	2,895,983	3,287,027	3,287,027	1,938,927	2,575,613
Reserved for Debt Service	2,849,407	3,547,396	3,547,396	4,294,696	4,555,610
<b>TOTAL FUND BALANCE</b>	<b>5,745,390</b>	<b>6,834,423</b>	<b>6,834,423</b>	<b>6,233,623</b>	<b>7,131,223</b>
<b>TOTAL AVAILABLE SOURCES</b>	<b>11,763,650</b>	<b>12,960,023</b>	<b>12,917,323</b>	<b>12,517,823</b>	<b>13,634,723</b>
<b>EXPENDITURES -</b>					
Capital Projects	4,165,544	6,193,100	5,920,000	4,998,600	5,765,900
Debt Service	763,683	784,100	763,700	388,000	0
<b>TOTAL EXPENDITURES</b>	<b>4,929,227</b>	<b>6,977,200</b>	<b>6,683,700</b>	<b>5,386,600</b>	<b>5,765,900</b>
<b>OTHER FINANCING USES -</b>					
Transfers Out	0	0	0	0	0
<b>TOTAL OTHER FINANCING USES</b>	<b>0</b>	<b>0</b>	<b>0</b>	<b>0</b>	<b>0</b>
<b>TOTAL EXPENDITURES AND OTHER FINANCING USES</b>	<b>4,929,227</b>	<b>6,977,200</b>	<b>6,683,700</b>	<b>5,386,600</b>	<b>5,765,900</b>
<b>FUND BALANCE:</b>					
Reserved for Capital Projects	3,287,027	1,708,462	1,938,927	2,575,613	3,313,213
Reserved for Debt Service	3,547,396	4,274,361	4,294,696	4,555,610	4,555,610
<b>ENDING FUND BALANCE</b>	<b>6,834,423</b>	<b>5,982,823</b>	<b>6,233,623</b>	<b>7,131,223</b>	<b>7,868,823</b>

**CITY OF BROKEN ARROW**  
**FISCAL YEARS 2015 BUDGET & 2016 FINANCIAL PLAN**  
**CAPITAL OUTLAY**  
**SALES TAX CAPITAL IMPROVEMENT**  
**FUND 30**

	FISCAL YEAR	
	2015	2016
<b>CITYWIDE PROJECTS</b>		
<b>INFORMATION SERVICES</b>		
POINT TO POINT HIGH SPEED WIRELESS	125,000	150,000
DOOR ACCESS CONTROL REPLACEMENTS	115,000	0
I.T. ENTERPRISE REPORTING SOLUTION EVALUATION	75,000	75,000
PC/LAPTOP REPLACEMENTS (AVERAGE 75 COMPUTERS PER YEAR)	60,000	60,000
NETWORK UPGRADES	50,000	50,000
RADIO POOL PROGRAM STCI	50,000	20,000
PUBLIC WIFI	35,000	50,000
REPLACE CISCO PHONES	30,900	37,700
SERVER REPLACEMENTS	30,000	20,000
NETWORK STORAGE REPLACEMENT AND ADDITIONS	20,000	67,500
NETWORK GROUP VEHICLE	35,000	0
LEGISLATIVE SOFTWARE REPLACEMENT	25,000	0
FIBER PROJECTS	0	165,000
E-PLAN - ELECTRONIC PLANNING SOLUTION	0	40,000
TIGER HILL ANTENNA	0	17,000
<b>TOTAL INFORMATION SERVICES (CITYWIDE)</b>	<b>650,900</b>	<b>752,200</b>
<b>DEVELOPMENT SERVICES</b>		
<b>ONE STOP CENTER</b>		
PRECOMPREHENSIVE PLAN PLANNING & ANALYSIS	75,000	0
COMPREHENSIVE PLAN UPDATE AND SMALL AREA PLANS	0	150,000
<b>TOTAL DEVELOPMENT SERVICES</b>	<b>75,000</b>	<b>150,000</b>
<b>POLICE</b>		
UPGRADE FENCE/GATING PUBLIC SAFETY COMPLEX	175,000	0
<b>TOTAL POLICE</b>	<b>175,000</b>	<b>0</b>
<b>STREET</b>		
ANNUAL OVERLAY FOR ASPHALT/CONCRETE STREETS	700,000	775,000
ANNUAL OVERLAY FOR SUDDIVISIONS/COMMERICAL/PARKING LOTS	645,000	725,000
ANNUAL SIDEWALK CONSTRUCTION	100,000	110,000
<b>TOTAL STREET</b>	<b>1,445,000</b>	<b>1,610,000</b>

**CITY OF BROKEN ARROW**  
**FISCAL YEARS 2015 BUDGET & 2016 FINANCIAL PLAN**  
**CAPITAL OUTLAY**  
**SALES TAX CAPITAL IMPROVEMENT**  
**FUND 30**

	FISCAL YEAR	
	2015	2016
<b>CITYWIDE PROJECTS (Continued)</b>		
<b>GENERAL SERVICES</b>		
<b>BUILDING MAINTENANCE</b>		
CITY HALL NORTH END REBUILD SOFFIT, SIDING AND PAINT	150,000	0
JUSTICE CENTER LAB AC RECONFIGURATION & REPAIR	37,000	0
TRAINING CENTER HVAC RECONFIGURATION & REPAIR	25,000	0
CENTRAL PARK CMU BLOCK SEAL AND CAULK CONTROL JOINTS	19,000	0
ADA PROJECTS- ARROWHEAD, AQUATICS CTR, COUNTRY AIRE	16,000	0
GRINDER PUMP AT STA 5	6,000	0
GRINDER PUMP AT NATURE CENTER	6,000	0
TRAINING CENTER CONCRETE REPAIR (PHASE 2 SECTION)	4,500	0
RECOAT GYM FLOORS AT CPCC	4,000	0
STATION 6 ADD ELEC CIRCUIT FOR COMPRESSOR	4,000	0
RECOAT GYM FLOORS A NIENHUIS	2,900	0
POLICE DEPARTMENT ROOF REPLACEMENT	0	90,000
SOFFIT PAINT & GUTTER WORK AT CPCC	0	12,000
PAINT EXTERIOR SENIOR CENTER (MAIN PLACE & PLAY HOUSE)	0	10,000
ADA PROJECTS--ISSC	0	3,500
MAIN PLACE CEILING REPAIRS FROM WATER DAMAGE	0	2,000
<b>TOTAL GENERAL SERVICES</b>	<b>274,400</b>	<b>117,500</b>
<b>TOTAL CITYWIDE</b>	<b>2,620,300</b>	<b>2,629,700</b>
<b>DEPARTMENTAL</b>		
<b>CITY MANAGER:</b>		
CONFERENCE ROOM	10,000	0
<b>TOTAL CITY MANAGER</b>	<b>10,000</b>	<b>0</b>
<b>HUMAN RESOURCES:</b>		
<b>HUMAN RESOURCES</b>		
ROTARY FILE SYSTEM	5,400	2,700
H.T.E. EMPLOYEE SELF-SERVICE MODULE	0	9,000
<b>RISK MANAGEMENT</b>		
SEDAN - RISK MANAGEMENT	19,000	0
COMPUTER LAPTOP AND PROJECTOR - RISK MANAGEMENT	1,500	0
<b>TOTAL HUMAN RESOURCES</b>	<b>25,900</b>	<b>11,700</b>

**CITY OF BROKEN ARROW**  
**FISCAL YEARS 2015 BUDGET & 2016 FINANCIAL PLAN**  
**CAPITAL OUTLAY**  
**SALES TAX CAPITAL IMPROVEMENT**  
**FUND 30**

	FISCAL YEAR	
	2015	2016
<b>DEPARTMENTAL (Continued)</b>		
<b>DEVELOPMENT SERVICES</b>		
<b>ONE STOP CENTER</b>		
VEHICLE 107, CODE ENFORCEMENT	20,000	0
MOBILE DATA UNITS - CODE OFFICER TRUCKS	7,500	7,500
COGNOS REPORT WRITING SOFTWARE	0	39,600
<b>INSPECTIONS</b>		
MOBILE DATA EQUIPMENT FOR INSPECTION TRUCKS	35,000	35,000
VEHICLE 419, INSPECTIONS	0	22,000
VEHICLE 622, INSPECTIONS	0	22,000
<b>TOTAL DEVELOPMENT SERVICES</b>	<b>62,500</b>	<b>126,100</b>
 <b>POLICE</b>		
<b>POLICE</b>		
POLICE VEHICLES	545,000	600,000
TRAINING: MDT'S AND DOCKS (7 NEW RECRUITS)	56,000	56,000
TRAINING: HANDHELD RADIOS (7 NEW RECRUITS)	42,000	42,000
TRAINING: 30 TASER X2'S (COMPLETE WITH CARTRIDGES AND HOLSTERS)	36,000	36,000
SOT: AN/PVS-14 NIGHT VISION MONOCULARS	25,000	0
PD: EVIDENCE LOCKERS/FURNITURE NEW PD	20,000	0
TRAINING: NEW ELECTRONICS (TC TIERED CLASSROOM)	16,000	0
AC: OUTFIT SURGICAL ROOM SPAY/NEUTER/ADOPTION	15,000	0
SOT: COLT COMMANDO RIFLES (10)	10,900	0
PD: BATSU LTI QUICKMAP 3D V6.0 ANGLE ENCODER/TRUANGLE/KIT/2ND	6,800	0
SOT: DEFTECH WALLBANGER	5,400	0
SOT: ROBOT	5,000	0
PD: BATSU LTI ULTRALYTE 200 LR LASER/REPLACEMENT	3,800	0
TRAINING: TWO LAPTOPS FOR TC (RECRUITING AND FLAT CLASSROOM)	3,000	0
AC: COMPUTER & EQUIP FOR WORKSTATION IN INTAKE AREA	2,500	0
PD: GUN LOCKERS OUTSIDE INTERVIEW ROOMS/HQ	1,500	0
JAIL: REPLACE CELL DOOR CONTROL PANEL	0	40,000
TRAINING: 30 TASER X2'S (COMPLETE WITH CARTRIDGES AND HOLSTERS)	0	36,000
TRAINING: NEW ELECTRONICS (TC CONFERENCE ROOM OUR 1/2 W/FD)	0	8,000
TRAINING: NEW OFFICE FURNITURE FOR TC OFFICES	0	5,000
TRAINING: RIFLE RANGE FOR INCLEMENT WEATHER SHOOTING	0	5,000
TRAINING: TI TRAINING AR-15 SIM KIT.	0	3,500
<b>TOTAL POLICE</b>	<b>793,900</b>	<b>831,500</b>

CITY OF BROKEN ARROW  
 FISCAL YEARS 2015 BUDGET & 2016 FINANCIAL PLAN  
 CAPITAL OUTLAY  
 SALES TAX CAPITAL IMPROVEMENT  
 FUND 30

	FISCAL YEAR	
	2015	2016
DEPARTMENTAL (Continued)		
FIRE		
FIRE		
LIFEPAK 15 (2)	84,000	0
CORD REELS FOR STATION	50,000	0
UPGRADE PLYMOVENT SYSTEMS	30,000	0
EXTRICATION EQUIPMENT	30,000	0
ROPE RESCUE REPLACEMENT EQUIPMENT	30,000	0
PERSONAL PROTECTIVE EQUIPMENT	30,000	0
FIT TESTING MACHINE (2)	25,000	0
COMMERCIAL LAWN MOWER	15,000	0
GASOLINE HOSE TEST MACHINE (2)	12,000	0
KITCHEN REMODEL CENTRAL	10,000	0
PARAPAK VENTILATOR	10,000	0
WORKOUT EQUIPMENT	7,000	0
ADD LETTERING TO STATION 6	5,000	0
LARGE ICE MAKERS (2)	5,000	0
RESCUE CHAIN SAWS (2)	3,000	0
AMBULANCE REPLACEMENT	0	300,000
LAPTOP REPLACEMENT	0	75,000
SUV FOR ON-SHIFT EMS OFFICER	0	37,500
VEHICLE REPLACEMENT 0027	0	37,500
HVAC REPLACEMENT FOR STATION 4	0	50,000
LIFEPAK 15	0	42,000
PERSONAL PROTECTIVE EQUIPMENT	0	30,000
COMMERCIAL LAWN MOWER	0	15,000
WORKOUT EQUIPMENT	0	7,000
<b>TOTAL FIRE</b>	<b>346,000</b>	<b>594,000</b>

**CITY OF BROKEN ARROW**  
**FISCAL YEARS 2015 BUDGET & 2016 FINANCIAL PLAN**  
**CAPITAL OUTLAY**  
**SALES TAX CAPITAL IMPROVEMENT**  
**FUND 30**

	FISCAL YEAR	
	2015	2016
<b>DEPARTMENTAL (Continued)</b>		
GENERAL SERVICES		
SIGNALIZATION		
TRAFFIC SIGNAL REFURBISHMENT/UPGRADE SCHEDULE	110,000	110,000
OPTIONAL STORM SIREN REPLACEMENT SCHEDULE	31,000	123,000
COMPLETE 2070 SIGNAL CABINET	16,000	0
TRAFFIC SIGNAL UPS 4-EACH 3500 EA	14,000	0
COMPLETE SOLAR SCHOOL ZONE (Primary and Secondary units)	6,000	0
2070/NEMA ADAPTOR	6,000	0
UPS STAND-ALONE CABINET	4,500	0
REPLACEMENT WORK TRUCK	0	40,000
TRAFFIC SIGNAL UPS 5-EACH	0	18,000
R&R LEANING SIGNAL POLE @ 91 & MAIN	0	15,000
COMPLETE SOLAR SCHOOL ZONE (Primary and Secondary units)	0	6,200
TOTAL GENERAL SERVICES	187,500	312,200
STREETS		
UPGRADE PD FACILITIES TO MEET DEPARTMENT NEEDS	125,000	100,000
1 15 YARD DUMP TRUCK	110,000	0
1 1/2 TON WORK TRUCK	70,000	0
2 1/2 TN Pickups 4x4	46,000	0
BRINE APPLICATOR	35,000	0
2 MESSAGE BOARDS	32,000	0
3 SANDERS	30,000	0
WIDEN SINGLE LANE BRIDGE ON ALBANY	25,000	0
3 MOBILE RADIOS	25,000	0
MOSQUITO SPRAYER	20,000	0
STRIPING TRUCK	20,000	0
REPAIR RETAINING WALL AND CONSTRUCT CONCRETE SWELL	7,500	0
1 FLATBED	5,000	0
SIGN MAKING MACHINE	5,000	0
LAYDOWN MACHINE	0	270,000
2 15 YARD DUMP TRUCKS	0	230,000
DOZER WITH CAB	0	150,000
CRACK SEALER	0	50,000
3 SANDERS	0	33,000
3 MOBILE RADIOS	0	16,000
	555,500	849,000

CITY OF BROKEN ARROW  
 FISCAL YEARS 2015 BUDGET & 2016 FINANCIAL PLAN  
 CAPITAL OUTLAY  
 SALES TAX CAPITAL IMPROVEMENT  
 FUND 30

	FISCAL YEAR	
	2015	2016
<b>DEPARTMENTAL (Continued)</b>		
PARKS		
<b>PARKS</b>		
40 HP TRACTOR WITH 7' BRUSHHOG	55,000	
RECOAT & STRIPE PARKING LOTS	45,000	
1/2 TON PICKUP	28,000	
REPLACE BLEACHERS IN CENTRAL PARK GYMS	25,000	
(10) SECURITY CAMERAS FOR POOLS, PARKS, AND TRAIL HEADS	22,000	
UMBRELLAS FOR FAC	20,000	
VETERANS PARK NEW AUTO IRRIGATION SYSTEM	20,000	
PULL BEHIND DEBRIS BLOWER	15,000	
FOUR PASSENGER 4X4 UTILITY VEHICLE WITH CARGO BED	14,000	
ZTR MOWER	13,500	
ACCESS CARD READER /NPCC, CPCC, MAIN PLACE	10,000	
VALLEY RIDGE TRAILHEAD SECURITY LIGHTS	8,000	
REPAINT SWIMMING POOLS PROJECT	6,000	
6'X12' CARGO TRAILER	5,000	
TENNIS COURT FLAT BACKBOARD FOR COUNTRY AIRE PARK	4,000	
EVENTS HOUSE CONFERENCE ROOM TABLE AND CHAIRS	2,100	
(2) NEW DIVING BOARDS AT FAC	2,000	
WIDE AREA TRACTOR MOWER FOR EVENTS PARK		87,000
1-TON TRUCK CAB AND SERVICE BODY		44,000
CONCRETE AREA UNDER SHADE UMBRELLAS AT FAC		40,000
MULTI PRO SPRAY UNIT		35,000
MORROW PARK SHELTER REPLACEMENT		30,000
MARQUIS SIGN AT CENTRAL PARK		30,000
FARMERS MARKET MASTER PLAN		24,000
REPLACE (8) SETS OF GYM BLEACHERS AT CENTRAL		11,000
LIGHT DUTY UTILITY CART		8,000
COIN OPERATED LOCKERS FOR FAC AND NAF POOLS		4,400
(2) SETS OF VOLLEYBALL EQUIPMENT		3,900
TOTAL PARKS	294,600	317,300

**CITY OF BROKEN ARROW**  
**FISCAL YEARS 2015 BUDGET & 2016 FINANCIAL PLAN**  
**CAPITAL OUTLAY**  
**SALES TAX CAPITAL IMPROVEMENT**  
**FUND 30**

	FISCAL YEAR	
	2015	2016
<b>DEPARTMENTAL (Concluded)</b>		
BATTLE CREEK		
BATTLE CREEK GOLF CART PATHS REPAIR	20,000	18,000
BC- BATWING MOWER	17,000	0
BC-(2) GOLF CART UTILITY REPLACEMENT	15,000	0
BC-MATERIAL HANDLER	15,000	0
BC-ZERO TURN MOWER	12,000	0
BC-TOPDRESSER	11,000	0
BC-CLUBHOUSE AIR CONDITIONING UNITS	6,400	0
BC-PAINT EXTERIOR BANQUET FACILITY	6,000	0
BC- WALKING AERIFIERS (2)	0	30,000
BC-UTIITY VEHICLE	0	25,000
BC-TOPDRESSER	0	12,000
BC-TILE BANQUET HALL ENTRY	0	6,500
BC-RANGE BALL WASHER	0	2,900
	102,400	94,400
<b>TOTAL SALES TAX CAPITAL IMPROVEMENT</b>	<b>4,998,600</b>	<b>5,765,900</b>



**CITY OF BROKEN ARROW**  
**FISCAL YEARS 2015 BUDGET & 2016 FINANCIAL PLAN**  
**POLICE ENHANCEMENT**  
**FUND 31**

**Description:**

A Special Revenue Fund which accounts for moneys received from Federal, State and Local Law Enforcement Agencies related to forfeitures from drug enforcement. These funds are limited in use for Police Department and/or drug enforcement activities depending upon the source of funds.

DESCRIPTION	ACTUAL F/Y 2013	BUDGET F/Y 2014	ESTIMATED ACTUAL F/Y 2014	BUDGET F/Y 2015	FINANCIAL PLAN F/Y 2016
Intergovernmental					
Federal Forfeitures	18,127	42,000	2,200	84,000	74,000
Other Forfeitures	51,079	60,200	61,000	27,100	27,100
Interest	231	300	200	200	200
<b>TOTAL REVENUES</b>	<b>69,437</b>	<b>102,500</b>	<b>63,400</b>	<b>111,300</b>	<b>101,300</b>
<b>BEGINNING FUND BALANCE</b>	<b>74,757</b>	<b>57,428</b>	<b>57,428</b>	<b>26,828</b>	<b>27,028</b>
<b>TOTAL SOURCES</b>	<b>144,194</b>	<b>159,928</b>	<b>120,828</b>	<b>138,128</b>	<b>128,328</b>
<b>EXPENDITURES -</b>					
Other Services and Charges					
Other Services and Charges - Federal	10,667	12,000	7,500	24,000	14,000
Other Services and Charges - Other	8,571	27,500	19,500	26,200	26,200
Material and Supplies					
Material and Supplies - Federal	14,089	64,300	15,100	50,000	50,000
Material and Supplies - Other	22,564	34,300	20,800	900	900
Capital Outlay					
Capital Outlay - Federal	0	0	0	10,000	10,000
Capital Outlay - Other	30,875	65,000	31,100		
<b>TOTAL EXPENDITURES &amp; USES</b>	<b>86,766</b>	<b>203,100</b>	<b>94,000</b>	<b>111,100</b>	<b>101,100</b>
<b>ENDING FUND BALANCE</b>	<b>57,428</b>	<b>(43,172)</b>	<b>26,828</b>	<b>27,028</b>	<b>27,228</b>

CITY OF BROKEN ARROW  
 FISCAL YEARS 2015 BUDGET & 2016 FINANCIAL PLAN  
 POLICE ENHANCEMENT  
 FUND 31

	FISCAL YEAR	
	2015	2016
<b>FEDERAL FORFEITURE FUNDS:</b>		
<b>OTHER SERVICES &amp; CHARGES:</b>		
REGISTRATIONS	4,000	4,000
TRAVEL & EXPENSES	10,000	10,000
MISCELLANEOUS	10,000	
<b>MATERIALS &amp; SUPPLIES:</b>		
UNIFORMS	10,000	10,000
MATERIALS & SUPPLIES	20,000	20,000
OTHER EQUIPMENT	20,000	20,000
<b>CAPITAL OUTLAY:</b>		
MISCELLANEOUS CAPITAL OUTLAY	10,000	10,000
<b>TOTAL FEDERAL FORFEITURE EXPENDITURES</b>	<b>84,000</b>	<b>74,000</b>
 <b>OTHER FORFEITURE FUNDS:</b>		
<b>OTHER SERVICES &amp; CHARGES:</b>		
REGISTRATIONS	8,200	8,200
OUTSIDE VEHICLE REPAIRS		
TRAVEL & EXPENSES	10,000	10,000
MISCELLANEOUS	8,000	8,000
<b>MATERIALS &amp; SUPPLIES:</b>		
PROTECTIVE CLOTHING	200	200
MATERIALS & SUPPLIES	700	700
<b>TOTAL OTHER FORFEITURE FUNDS EXPENDITURES</b>	<b>27,100</b>	<b>27,100</b>

**CITY OF BROKEN ARROW**  
**FISCAL YEARS 2015 BUDGET & 2016 FINANCIAL PLAN**  
**PARK AND RECREATION CAPITAL IMPROVEMENT**  
**FUND 32**

**Description:**

A Special Revenue Fund which accounts for an impact fee charged to builders on the construction of new residences. These fees are restricted in use for park and recreation capital improvements.

DESCRIPTION	ACTUAL F/Y 2013	BUDGET F/Y 2014	ESTIMATED ACTUAL F/Y 2014	BUDGET F/Y 2015	FINANCIAL PLAN F/Y 2016
<b>REVENUES:</b>					
Charges for Service					
Parks & Recreation	99,930	100,000	93,000	100,000	100,000
Intergovernmental	0	544,000	0	544,000	0
Interest	1,294	200	200	200	200
Miscellaneous	63,248	60,000	65,000	60,000	60,000
<b>TOTAL REVENUES</b>	<b>164,472</b>	<b>704,200</b>	<b>158,200</b>	<b>704,200</b>	<b>160,200</b>
<b>BEGINNING FUND BALANCE -</b>					
Reserved for Capital Projects	1,067,681	674,808	674,808	533,008	474,427
<b>TOTAL SOURCES</b>	<b>1,232,153</b>	<b>1,379,008</b>	<b>833,008</b>	<b>1,237,208</b>	<b>634,627</b>
<b>EXPENDITURES -</b>					
Capital Projects	557,345	1,057,000	300,000	762,781	0
<b>TOTAL EXPENDITURES</b>	<b>557,345</b>	<b>1,057,000</b>	<b>300,000</b>	<b>762,781</b>	<b>0</b>
<b>ENDING FUND BALANCE -</b>					
Reserved for Capital Projects	674,808	322,008	533,008	474,427	634,627

**CITY OF BROKEN ARROW**  
**FISCAL YEARS 2015 BUDGET & 2016 FINANCIAL PLAN**  
**CAPITAL OUTLAY**  
**PARK AND RECREATION CAPITAL IMPROVEMENT**  
**FUND 32**

	FISCAL YEAR	
	2015	2016
<b>CAPITAL OUTLAY:</b>		
EVENTS PARK	37,781	
MULTIPURPOSE TRAILS -5 (TA GRANT REVENUE SHOWN IN INTERGOVERNMENTAL ABOVE)	100,000	0
BROKEN ARROW CREEK TRAIL (TA GRANT REVENUE SHOWN IN INTERGOVERNMENTAL ABOVE)	625,000	0
<b>TOTAL PARK AND RECREATION CAPITAL IMPROVEMENTS</b>	<u><u>762,781</u></u>	<u><u>0</u></u>

**CITY OF BROKEN ARROW**  
**FISCAL YEARS 2015 BUDGET & 2016 FINANCIAL PLAN**  
**CEMETERY CARE**  
**FUND 33**

**Description:**

A Special Revenue Fund which accounts for 12.5% of cemetery revenue restricted by State law as well as an additional 12.5% contributed by the City to provide funds for capital improvements at the City cemetery.

DESCRIPTION	ACTUAL F/Y 2013	BUDGET F/Y 2014	ESTIMATED ACTUAL F/Y 2014	BUDGET F/Y 2015	FINANCIAL PLAN F/Y 2016
<b>REVENUES :</b>					
Charges For Services					
Cemetery	31,200	29,000	45,000	40,000	40,000
Interest	179	200	200	200	200
<b>TOTAL REVENUES</b>	<b>31,379</b>	<b>29,200</b>	<b>45,200</b>	<b>40,200</b>	<b>40,200</b>
<b>BEGINNING FUND BALANCE -</b>					
Reserved for Capital Projects	577,847	573,687	573,687	599,387	337,187
<b>TOTAL SOURCES</b>	<b>609,226</b>	<b>602,887</b>	<b>618,887</b>	<b>639,587</b>	<b>377,387</b>
<b>EXPENDITURES -</b>					
Capital Outlay	35,539	221,000	19,500	302,400	36,000
<b>TOTAL EXPENDITURES</b>	<b>35,539</b>	<b>221,000</b>	<b>19,500</b>	<b>302,400</b>	<b>36,000</b>
<b>ENDING FUND BALANCE -</b>					
Reserved for Capital Projects	573,687	381,887	599,387	337,187	341,387

**CITY OF BROKEN ARROW**  
**FISCAL YEARS 2015 BUDGET & 2016 FINANCIAL PLAN**  
**CAPITAL OUTLAY**  
**CEMETERY CARE**  
**FUND 33**

	FISCAL YEAR	
	2015	2016
<b>CAPITAL OUTLAY:</b>		
CEMETERY ROAD MAINTENANCE	203,000	
REPLACEMENT DUMP TRUCK	80,000	
REPLACEMENT MOWER	18,000	
MONUMENT LIFT	1,400	
REPLACE OFFICE HVAC		36,000
<b>TOTAL CAPITAL OUTLAY</b>	<b>302,400</b>	<b>36,000</b>

**CITY OF BROKEN ARROW**  
**FISCAL YEARS 2015 BUDGET & 2016 FINANCIAL PLAN**  
**STREET AND ALLEY**  
**FUND 34**

**Description:**

A Special Revenue Fund which accounts for the City's share of state collected commercial vehicle and gasoline excise taxes. Monies received by this fund are transferred to the General Fund to be used for street and alley repairs and maintenance.

DESCRIPTION	ACTUAL F/Y 2013	BUDGET F/Y 2014	ESTIMATED ACTUAL F/Y 2014	BUDGET F/Y 2015	FINANCIAL PLAN F/Y 2016
<b>REVENUES:</b>					
Intergovernmental	889,279	893,700	964,700	965,000	965,000
Interest	1,317	200	200	200	200
<b>TOTAL REVENUES</b>	<b>890,596</b>	<b>893,900</b>	<b>964,900</b>	<b>965,200</b>	<b>965,200</b>
<b>BEGINNING FUND BALANCE</b>	<b>805,095</b>	<b>995,691</b>	<b>995,691</b>	<b>1,240,591</b>	<b>1,075,791</b>
<b>TOTAL AVAILABLE SOURCES</b>	<b>1,695,691</b>	<b>1,889,591</b>	<b>1,960,591</b>	<b>2,205,791</b>	<b>2,040,991</b>
<b>EXPENDITURES -</b>					
Capital Outlay	0	0	0	410,000	0
<b>TOTAL EXPENDITURES</b>	<b>0</b>	<b>0</b>	<b>0</b>	<b>410,000</b>	<b>0</b>
<b>OTHER FINANCING USES -</b>					
Transfers Out	700,000	720,000	720,000	720,000	720,000
<b>TOTAL OTHER FINANCING USES</b>	<b>700,000</b>	<b>720,000</b>	<b>720,000</b>	<b>720,000</b>	<b>720,000</b>
<b>ENDING FUND BALANCE</b>	<b>995,691</b>	<b>1,169,591</b>	<b>1,240,591</b>	<b>1,075,791</b>	<b>1,320,991</b>

**CITY OF BROKEN ARROW**  
**FISCAL YEARS 2015 BUDGET & 2016 FINANCIAL PLAN**  
**STREET AND ALLEY**  
**FUND 34**

	FISCAL YEAR	
	2015	2016
<b>CAPITAL OUTLAY:</b>		
CONSTRUCT TWO STORAGE SHEDS FOR SALT/SAND MATERIAL	100,000	0
3 YARD WHEELED LOADER	210,000	0
12 TON ASPHALT ROLLER	100,000	0
	410,000	
	410,000	



**CITY OF BROKEN ARROW**  
**FISCAL YEARS 2015 BUDGET & 2016 FINANCIAL PLAN**  
**HOUSING AND URBAN DEVELOPMENT**  
**FUND 35**

**Description:**

A Special Revenue Fund which accounts for monies received from the Department of Housing and Urban Development for the Community Development Block Program. Expenditures in this fund are restricted to approved eligible programs designed to benefit citizens in the low to moderate income levels.

DESCRIPTION	ACTUAL F/Y 2013	BUDGET F/Y 2014	ESTIMATED ACTUAL F/Y 2014	BUDGET F/Y 2015	FINANCIAL PLAN F/Y 2016
<b>REVENUES:</b>					
Intergovernmental	470,795	942,007	341,511	1,069,577	441,849
Miscellaneous	0	0	0	0	0
<b>TOTAL REVENUES</b>	<b>470,795</b>	<b>942,007</b>	<b>341,511</b>	<b>1,069,577</b>	<b>441,849</b>
<b>BEGINNING FUND BALANCE</b>	<b>402,291</b>	<b>505,917</b>	<b>505,917</b>	<b>84,556</b>	<b>384,556</b>
<b>TOTAL AVAILABLE SOURCES</b>	<b>873,086</b>	<b>1,447,924</b>	<b>847,428</b>	<b>1,154,133</b>	<b>826,405</b>
<b>EXPENDITURES -</b>					
Other Services and Charges	66,128	57,834	57,834	66,277	66,277
Capital Projects	301,041	884,173	705,038	703,300	375,572
<b>TOTAL EXPENDITURES</b>	<b>367,169</b>	<b>942,007</b>	<b>762,872</b>	<b>769,577</b>	<b>441,849</b>
<b>ENDING FUND BALANCE</b>	<b>505,917</b>	<b>505,917</b>	<b>84,556</b>	<b>384,556</b>	<b>384,556</b>

**CITY OF BROKEN ARROW**  
**FISCAL YEARS 2015 BUDGET & 2016 FINANCIAL PLAN**  
**CAPITAL OUTLAY**  
**HOUSING AND URBAN DEVELOPMENT**  
**FUND 35**

	FISCAL YEAR	
	2015	2016
<b>OTHER SERVICES &amp; CHARGES:</b>		
SERVICE CONTRACTS	66,277	66,277
<b>TOTAL OTHER SERVICES &amp; CHARGES</b>	<b>66,277</b>	<b>66,277</b>
 <b>CAPITAL OUTLAY:</b>		
OLD TOWN STREET IMPROVEMENTS	703,300	375,572
<b>TOTAL CAPITAL OUTLAY</b>	<b>703,300</b>	<b>375,572</b>

**CITY OF BROKEN ARROW**  
**FISCAL YEARS 2015 BUDGET & 2016 FINANCIAL PLAN**  
**E-911**  
**FUND 36**

**Description:**

A Special Revenue Fund which accounts for a total 5% fee for Enhanced 911 service to the citizens of Broken Arrow which are restricted solely for public safety. A portion of this fee, 3%, is used to participate in the funding of the operations of the Communications Division within the Police Department through a transfer from this fund to the General Fund. The remaining 2% is to recover costs associated with the upgrading of emergency services equipment.

DESCRIPTION	ACTUAL F/Y 2013	BUDGET F/Y 2014	ESTIMATED ACTUAL F/Y 2014	BUDGET F/Y 2015	FINANCIAL PLAN F/Y 2016
<b>REVENUES:</b>					
Charges for Services	774,181	738,400	818,553	738,400	738,400
Interest	1,735	500	1,075	500	500
Miscellaneous	0	0	0	0	0
<b>TOTAL REVENUES</b>	<b>775,916</b>	<b>738,900</b>	<b>819,628</b>	<b>738,900</b>	<b>738,900</b>
<b>BEGINNING FUND BALANCE</b>	<b>2,251,460</b>	<b>2,179,606</b>	<b>2,179,606</b>	<b>1,299,634</b>	<b>1,242,034</b>
<b>TOTAL AVAILABLE SOURCES</b>	<b>3,027,376</b>	<b>2,918,506</b>	<b>2,999,234</b>	<b>2,038,534</b>	<b>1,980,934</b>
<b>EXPENDITURES -</b>					
Capital Outlay	447,770	1,827,000	1,069,600	86,500	800,000
<b>TOTAL EXPENDITURES</b>	<b>447,770</b>	<b>1,827,000</b>	<b>1,069,600</b>	<b>86,500</b>	<b>800,000</b>
<b>OTHER FINANCING USES -</b>					
Transfers Out	400,000	630,000	630,000	710,000	710,000
<b>TOTAL EXPENDITURES &amp; USES</b>	<b>847,770</b>	<b>2,457,000</b>	<b>1,699,600</b>	<b>796,500</b>	<b>1,510,000</b>
<b>ENDING FUND BALANCE</b>	<b>2,179,606</b>	<b>461,506</b>	<b>1,299,634</b>	<b>1,242,034</b>	<b>470,934</b>

**CITY OF BROKEN ARROW**  
**FISCAL YEARS 2015 BUDGET & 2016 FINANCIAL PLAN**  
**CAPITAL OUTLAY**  
**E-911**  
**FUND 36**

	FISCAL YEAR	
	2015	2016
<b>CAPITAL OUTLAY:</b>		
EMPLOYEE LOCKERS/LAMINATE COMM PERSONNEL	8,500	
HARDWARD UPDATE EXACOM LOGGING RECORDER	20,000	
CJIS DUAL AUTHENTICATION FOR MOBILE/OLETS	28,000	
ADDITIONAL RADIO'S, FURNITURE AND INFO STRUCTURE	30,000	
NEW CALL TAKER WORK STATION		300,000
E911 NEXTGEN UPGRADE		500,000
<b>TOTAL CAPITAL OUTLAY</b>	<b>86,500</b>	<b>800,000</b>

**CITY OF BROKEN ARROW**  
**FISCAL YEARS 2015 BUDGET & 2016 FINANCIAL PLAN**  
**CRIME PREVENTION**  
**FUND 37**

**Description:**

A Special Revenue Fund which accounts for funds received through grants from the U.S. Department of Justice. These funds are restricted in use by the provisions within each grant to provide various public safety related activities.

DESCRIPTION	ACTUAL F/Y 2013	BUDGET F/Y 2014	ESTIMATED ACTUAL F/Y 2014	BUDGET F/Y 2015	FINANCIAL PLAN F/Y 2016
<b>REVENUES:</b>					
Intergovernmental	205,208	209,449	103,826	50,661	50,661
Interest	90	100	100	100	100
Miscellaneous	0	0	0	0	0
<b>TOTAL REVENUES</b>	<b>205,298</b>	<b>209,549</b>	<b>103,926</b>	<b>50,761</b>	<b>50,761</b>
<b>BEGINNING FUND BALANCE</b>	<b>181,213</b>	<b>187,230</b>	<b>187,230</b>	<b>187,330</b>	<b>172,430</b>
<b>TOTAL AVAILABLE SOURCES</b>	<b>386,511</b>	<b>396,779</b>	<b>291,156</b>	<b>238,091</b>	<b>223,191</b>
<b>EXPENDITURES:</b>					
Other Services and Charges	121,565	99,520	76,511	35,661	35,661
Materials & Supplies	47,498	39,929	27,315	15,000	15,000
Capital Outlay	30,218	70,000	0	15,000	15,000
<b>TOTAL EXPENDITURES</b>	<b>199,281</b>	<b>209,449</b>	<b>103,826</b>	<b>65,661</b>	<b>65,661</b>
<b>ENDING FUND BALANCE</b>	<b>187,230</b>	<b>187,330</b>	<b>187,330</b>	<b>172,430</b>	<b>157,530</b>

**CITY OF BROKEN ARROW**  
**FISCAL YEARS 2015 BUDGET & 2016 FINANCIAL PLAN**  
**CAPITAL OUTLAY**  
**CRIME PREVENTION**  
**FUND 37**

	FISCAL YEAR	
	2015	2016
<b>OTHER SERVICES &amp; CHARGES:</b>		
SERVICE CONTRACTS (SUBJECT TO VOCA GRANT)	35,661	35,661
<b>TOTAL OTHER SERVICES &amp; CHARGES</b>	<b>35,661</b>	<b>35,661</b>
 <b>MATERIALS &amp; SUPPLIES</b>		
PROTECTIVE CLOTHING (SUBJECT TO BULLETPROOF VEST GRANT)	15,000	15,000
<b>TOTAL MATERIALS &amp; SUPPLIES</b>	<b>15,000</b>	<b>15,000</b>

**CITY OF BROKEN ARROW**  
**FISCAL YEARS 2015 BUDGET & 2016 FINANCIAL PLAN**  
**POLICE RESERVES**  
**FUND 38**

**Description:**

A Special Revenue Fund which accounts for funds received and expended by the Broken Arrow Police Department's Reserve Officers.

DESCRIPTION	ACTUAL F/Y 2013	BUDGET F/Y 2014	ESTIMATED ACTUAL F/Y 2014	BUDGET F/Y 2015	FINANCIAL PLAN F/Y 2016
<b>REVENUES:</b>					
Interest	0	0	0	0	0
Miscellaneous	0	0	0	0	0
<b>TOTAL REVENUES</b>	<b>0</b>	<b>0</b>	<b>0</b>	<b>0</b>	<b>0</b>
<b>BEGINNING FUND BALANCE</b>	<b>3,484</b>	<b>3,484</b>	<b>3,484</b>	<b>3,484</b>	<b>0</b>
<b>TOTAL AVAILABLE SOURCES</b>	<b>3,484</b>	<b>3,484</b>	<b>3,484</b>	<b>3,484</b>	<b>0</b>
<b>EXPENDITURES:</b>					
Other Services and Charges	0	0	0	0	0
Materials & Supplies	0	0	0	3,484	0
Capital Outlay	0	0	0	0	0
<b>TOTAL EXPENDITURES</b>	<b>0</b>	<b>0</b>	<b>0</b>	<b>3,484</b>	<b>0</b>
<b>ENDING FUND BALANCE</b>	<b>3,484</b>	<b>3,484</b>	<b>3,484</b>	<b>0</b>	<b>0</b>

**CITY OF BROKEN ARROW**  
**FISCAL YEARS 2015 BUDGET & 2016 FINANCIAL PLAN**  
**BATTLE CREEK GOLF COURSE**  
**FUND 40**

**Description:**

A Municipal Golf Course previously operated by the Broken Arrow Public Golf Authority. In March, 2006 the Authority was dissolved and the operation of the golf course became part of the City. It is a "governmental" type fund but accounted for as an "enterprise" or business type fund.

DESCRIPTION	ACTUAL F/Y 2013	BUDGET F/Y 2014	ESTIMATED ACTUAL F/Y 2014	BUDGET F/Y 2015	FINANCIAL PLAN F/Y 2016
<b>REVENUES:</b>					
Charges for Services	1,376,422	1,461,550	1,414,600	1,482,600	1,485,000
Interest	50	0	0	0	0
Miscellaneous	13,340	3,350	3,350	3,400	3,400
<b>TOTAL REVENUE</b>	<b>1,389,812</b>	<b>1,464,900</b>	<b>1,417,950</b>	<b>1,486,000</b>	<b>1,488,400</b>
<b>BEGINNING FUND BALANCE</b>	<b>(153,976)</b>	<b>(197,877)</b>	<b>(197,877)</b>	<b>(315,127)</b>	<b>(322,327)</b>
<b>TOTAL SOURCES</b>	<b>1,235,836</b>	<b>1,267,023</b>	<b>1,220,073</b>	<b>1,170,873</b>	<b>1,166,073</b>
<b>EXPENDITURES:</b>					
Other Services & Charges	1,059,200	1,081,900	965,300	1,128,700	1,130,000
Materials & Supplies	374,513	377,900	340,800	356,300	357,000
Capital Outlay	0	229,100	229,100	0	0
<b>TOTAL OPERATING EXPENDITURES</b>	<b>1,433,713</b>	<b>1,688,900</b>	<b>1,535,200</b>	<b>1,485,000</b>	<b>1,487,000</b>
<b>OTHER FINANCING USES -</b>					
Debt Service	0	0	0	8,200	6,000
<b>TOTAL DEBT SERVICE</b>	<b>0</b>	<b>0</b>	<b>0</b>	<b>8,200</b>	<b>6,000</b>
<b>TOTAL EXPENDITURES</b>	<b>1,433,713</b>	<b>1,688,900</b>	<b>1,535,200</b>	<b>1,493,200</b>	<b>1,493,000</b>
<b>TOTAL ENDING FUND BALANCE</b>	<b>(197,877)</b>	<b>(421,877)</b>	<b>(315,127)</b>	<b>(322,327)</b>	<b>(326,927)</b>



**CITY OF BROKEN ARROW**  
**FISCAL YEARS 2015 BUDGET & 2016 FINANCIAL PLAN**  
**ALCOHOL ENFORCEMENT**  
**FUND 41**

**Description:**

A Special Revenue Fund which accounts for funds received and expended for education, prevention and enforcement of underage drinking.

DESCRIPTION	ACTUAL F/Y 2013	BUDGET F/Y 2014	ESTIMATED ACTUAL F/Y 2014	BUDGET F/Y 2015	FINANCIAL PLAN F/Y 2016
<b>REVENUES:</b>					
Fines, Forfeitures & Assessments	23,795	23,000	26,500	26,500	26,500
Interest	19	100	100	100	100
<b>TOTAL REVENUES</b>	<b>23,814</b>	<b>23,100</b>	<b>26,600</b>	<b>26,600</b>	<b>26,600</b>
<b>BEGINNING FUND BALANCE</b>	<b>59,379</b>	<b>74,642</b>	<b>74,642</b>	<b>84,242</b>	<b>85,342</b>
<b>TOTAL AVAILABLE SOURCES</b>	<b>83,193</b>	<b>97,742</b>	<b>101,242</b>	<b>110,842</b>	<b>111,942</b>
<b>EXPENDITURES:</b>					
Other Services and Charges	8,470	8,500	3,000	5,500	5,500
Materials & Supplies	81	17,000	14,000	20,000	20,000
Capital Outlay	0	0	0	0	0
<b>TOTAL EXPENDITURES</b>	<b>8,551</b>	<b>25,500</b>	<b>17,000</b>	<b>25,500</b>	<b>25,500</b>
<b>ENDING FUND BALANCE</b>	<b>74,642</b>	<b>72,242</b>	<b>84,242</b>	<b>85,342</b>	<b>86,442</b>

**CITY OF BROKEN ARROW**  
**FISCAL YEARS 2015 BUDGET & 2016 FINANCIAL PLAN**  
**STREET LIGHT FUND**  
**FUND 42**

**Description:**

A Special Revenue Fund which accounts for funds received and expended for operating and capital costs associated with street lights.

DESCRIPTION	ACTUAL F/Y 2013	BUDGET F/Y 2014	ESTIMATED ACTUAL F/Y 2014	BUDGET F/Y 2015	FINANCIAL PLAN F/Y 2016
<b>REVENUES:</b>					
Street Light Fee	415,337	425,000	425,400	430,000	434,000
Intergovernmental	100,244	0	0	0	0
Interest	1,325	200	200	200	200
<b>TOTAL REVENUES</b>	<b>516,906</b>	<b>425,200</b>	<b>425,600</b>	<b>430,200</b>	<b>434,200</b>
<b>BEGINNING FUND BALANCE</b>	<b>810,671</b>	<b>1,001,351</b>	<b>1,001,351</b>	<b>1,043,951</b>	<b>1,044,151</b>
<b>TOTAL AVAILABLE SOURCES</b>	<b>1,327,577</b>	<b>1,426,551</b>	<b>1,426,951</b>	<b>1,474,151</b>	<b>1,478,351</b>
<b>EXPENDITURES:</b>					
Other Services and Charges	218,862	380,300	375,000	400,000	400,000
Materials & Supplies	7,120	30,000	8,000	30,000	30,000
Capital Outlay	100,244	20,000	0	0	0
<b>TOTAL EXPENDITURES</b>	<b>326,226</b>	<b>430,300</b>	<b>383,000</b>	<b>430,000</b>	<b>430,000</b>
<b>ENDING FUND BALANCE</b>	<b>1,001,351</b>	<b>996,251</b>	<b>1,043,951</b>	<b>1,044,151</b>	<b>1,048,351</b>

**CITY OF BROKEN ARROW**  
**FISCAL YEARS 2015 BUDGET & 2016 FINANCIAL PLAN**  
**1994 BOND ISSUE**  
**FUND 55**

**Description:**

A Capital Project Fund which accounts for funds from bond issue proceeds approved by the citizens of the City in an election in October 1993. These proceeds are designed to provide for a revolving loan program for industrial development purposes (façade program). A vote redefining the use of these proceeds to be for the purpose of securing and developing industry in the downtown area of the City as determined by the City Council was approved by the citizens of the City in an election held August 11, 2009.

DESCRIPTION	ACTUAL F/Y 2013	BUDGET F/Y 2014	ESTIMATED ACTUAL F/Y 2014	BUDGET F/Y 2015	FINANCIAL PLAN F/Y 2016
<b>REVENUES -</b>					
Interest	1,174	1,000	1,000	1,000	1,000
Miscellaneous	3,016	3,000	3,000	3,000	3,000
<b>TOTAL REVENUES</b>	<b>4,190</b>	<b>4,000</b>	<b>4,000</b>	<b>4,000</b>	<b>4,000</b>
<b>BEGINNING FUND BALANCE</b>	<b>167,723</b>	<b>171,851</b>	<b>171,851</b>	<b>175,751</b>	<b>164,651</b>
<b>TOTAL SOURCES</b>	<b>171,913</b>	<b>175,851</b>	<b>175,851</b>	<b>179,751</b>	<b>168,651</b>
<b>EXPENDITURES -</b>					
Other Services and Charges	62	100	100	100	100
Capital Outlay	0	15,000	0	15,000	15,000
<b>TOTAL EXPENDITURES</b>	<b>62</b>	<b>15,100</b>	<b>100</b>	<b>15,100</b>	<b>15,100</b>
<b>ENDING FUND BALANCE</b>	<b>171,851</b>	<b>160,751</b>	<b>175,751</b>	<b>164,651</b>	<b>153,551</b>

**CITY OF BROKEN ARROW**  
**FISCAL YEARS 2015 BUDGET & 2016 FINANCIAL PLAN**  
**2004 BOND ISSUE**  
**FUND 58**

**Description:**

A Capital Project Fund which accounts for the expenditures of bond proceeds received by the City in Fiscal Years 2005, 2006, 2007, 2008, 2009, 2010 and 2011. These bonds were approved by a vote of the citizens of the City in May 2004. These proceeds were voted to provide funds for various street improvements, public safety and park improvements.

DESCRIPTION	ACTUAL F/Y 2013	BUDGET F/Y 2014	ESTIMATED ACTUAL F/Y 2014	BUDGET F/Y 2015	FINANCIAL PLAN F/Y 2016
<b>REVENUES -</b>					
Interest	1,848	1,600	1,000	1,000	0
<b>OTHER FINANCING SOURCES -</b>					
General Obligation Bond Proceeds	0	0	0	0	0
<b>TOTAL REVENUES &amp; OTHER SOURCES</b>	<b>1,848</b>	<b>1,600</b>	<b>1,000</b>	<b>1,000</b>	<b>0</b>
<b>BEGINNING FUND BALANCE -</b>					
Reserved for Capital Projects	2,665,453	598,235	598,235	299,235	300,235
<b>TOTAL SOURCES</b>	<b>2,667,301</b>	<b>599,835</b>	<b>599,235</b>	<b>300,235</b>	<b>300,235</b>
<b>EXPENDITURES -</b>					
Capital projects	2,069,066	442,653	300,000	0	0
<b>TOTAL EXPENDITURES</b>	<b>2,069,066</b>	<b>442,653</b>	<b>300,000</b>	<b>0</b>	<b>0</b>
<b>ENDING FUND BALANCE -</b>					
Reserved for Capital Projects	598,235	157,182	299,235	300,235	300,235

**CITY OF BROKEN ARROW**  
**FISCAL YEARS 2015 BUDGET & 2016 FINANCIAL PLAN**  
**2008 BOND ISSUE**  
**FUND 59**

**Description:**

A Capital Project Fund which accounts for the expenditures of bond proceeds received by the City in Fiscal Years 2009, 2010, 2011 and 2012. These bonds were approved by a vote of the citizens of the City in December 2008. citizens of the City in December 2008. These proceeds were voted to provide funds for various street, public safety park and stormwater improvements.

DESCRIPTION	ACTUAL F/Y 2013	BUDGET F/Y 2014	ESTIMATED ACTUAL F/Y 2014	BUDGET F/Y 2015	FINANCIAL PLAN F/Y 2016
<b>REVENUES -</b>					
Interest	18,848	18,000	18,000	18,000	18,000
<b>OTHER FINANCING SOURCES -</b>					
General Obligation Bond Proceeds	0	3,700,000	3,700,000	0	0
<b>TOTAL REVENUES &amp; OTHER SOURCES</b>	<b>18,848</b>	<b>3,718,000</b>	<b>3,718,000</b>	<b>18,000</b>	<b>18,000</b>
<b>BEGINNING FUND BALANCE -</b>					
Reserved for Capital Projects	9,144,277	5,087,946	5,087,946	4,255,446	788,446
<b>TOTAL SOURCES</b>	<b>9,163,125</b>	<b>8,805,946</b>	<b>8,805,946</b>	<b>4,273,446</b>	<b>806,446</b>
<b>EXPENDITURES -</b>					
Capital projects	4,075,179	8,661,000	4,488,000	3,485,000	806,446
<b>OTHER FINANCING USES -</b>					
Bond Issuance Costs	0	65,000	62,500	0	0
<b>TOTAL EXPENDITURES AND OTHER USES</b>	<b>4,075,179</b>	<b>8,726,000</b>	<b>4,550,500</b>	<b>3,485,000</b>	<b>806,446</b>
<b>ENDING FUND BALANCE -</b>					
Reserved for Capital Projects	5,087,946	79,946	4,255,446	788,446	0

**CITY OF BROKEN ARROW**  
**FISCAL YEARS 2015 BUDGET & 2016 FINANCIAL PLAN**  
**CAPITAL OUTLAY**  
**2008 BOND ISSUE**  
**FUND 59**

	FISCAL YEAR	
	2015	2016
<b>CAPITAL OUTLAY</b>		
<b>STREETS:</b>		
CONSTRUCTION:		
TUCSON ACCESS ROAD	1,150,000	
OLD TOWN STREETS	480,000	
<b>TOTAL CONSTRUCTION</b>	<b>1,630,000</b>	<b>0</b>
<b>TOTAL STREETS</b>	<b>1,630,000</b>	<b>0</b>
<b>PARKS</b>		
MISCELLANEOUS CAPITAL OUTLAY		
EVENTS PARK	1,500,000	806,446
<b>TOTAL PARKS</b>	<b>1,500,000</b>	<b>806,446</b>
<b>STORMWATER</b>		
CONSTRUCTION		
TO BE DETERMINED	355,000	
<b>TOTAL STORMWATER</b>	<b>355,000</b>	<b>0</b>
<b>TOTAL CAPITAL OUTLAY</b>	<b>3,485,000</b>	<b>806,446</b>

**CITY OF BROKEN ARROW  
FISCAL YEARS 2015 BUDGET & 2016 FINANCIAL PLAN  
WORKERS COMPENSATION  
FUND 60**

**Description:**

An Internal Services Fund which receives monies through charges to the General Fund and the Broken Arrow Municipal Authority for reimbursement of expenses paid for worker's compensation claims.

DESCRIPTION	ACTUAL F/Y 2013	BUDGET F/Y 2014	ESTIMATED ACTUAL F/Y 2014	BUDGET F/Y 2015	FINANCIAL PLAN F/Y 2016
<b>REVENUES:</b>					
Charges for Services	1,080,000	1,324,800	1,324,800	1,330,000	1,330,000
Interest	345	300	300	300	300
Miscellaneous	15,309	0	43,000	0	0
<b>TOTAL REVENUE</b>	<b>1,095,654</b>	<b>1,325,100</b>	<b>1,368,100</b>	<b>1,330,300</b>	<b>1,330,300</b>
<b>BEGINNING FUND BALANCE</b>	<b>954,186</b>	<b>1,008,047</b>	<b>1,233,147</b>	<b>1,601,247</b>	<b>1,831,547</b>
<b>TOTAL SOURCES</b>	<b>2,049,840</b>	<b>2,333,147</b>	<b>2,601,247</b>	<b>2,931,547</b>	<b>3,161,847</b>
<b>EXPENDITURES:</b>					
OTHER SERVICES & CHARGES -					
Claims	1,041,793	1,100,000	1,000,000	1,100,000	1,100,000
<b>TOTAL EXPENDITURES</b>	<b>1,041,793</b>	<b>1,100,000</b>	<b>1,000,000</b>	<b>1,100,000</b>	<b>1,100,000</b>
<b>ENDING FUND BALANCE</b>	<b>1,008,047</b>	<b>1,233,147</b>	<b>1,601,247</b>	<b>1,831,547</b>	<b>2,061,847</b>

**CITY OF BROKEN ARROW**  
**FISCAL YEARS 2015 BUDGET & 2016 FINANCIAL PLAN**  
**GROUP HEALTH & LIFE FUND**  
**FUND 61**

**Description:**

The Group Health and Life Fund accounts for charges to the operating funds of the City used to pay the expenses of the City's shared risk group health and life insurance plans.

DESCRIPTION	ACTUAL F/Y 2013	BUDGET F/Y 2014	ESTIMATED ACTUAL F/Y 2014	BUDGET F/Y 2015	FINANCIAL PLAN F/Y 2016
<b>REVENUES -</b>					
Charges for Services	5,931,241	6,834,200	6,342,300	6,416,300	6,710,900
Interest	156	200	200	200	200
Miscellaneous	0	0	0	0	0
<b>TOTAL REVENUE</b>	<b>5,931,397</b>	<b>6,834,400</b>	<b>6,342,500</b>	<b>6,416,500</b>	<b>6,711,100</b>
<b>BEGINNING FUND BALANCE</b>	<b>680,691</b>	<b>228,866</b>	<b>228,866</b>	<b>221,366</b>	<b>37,866</b>
<b>TOTAL SOURCES</b>	<b>6,612,088</b>	<b>7,063,266</b>	<b>6,571,366</b>	<b>6,637,866</b>	<b>6,748,966</b>
<b>EXPENDITURES -</b>					
<b>OTHER SERVICES &amp; CHARGES -</b>					
Claims	6,383,222	6,617,300	6,350,000	6,600,000	6,600,000
<b>TOTAL EXPENDITURES</b>	<b>6,383,222</b>	<b>6,617,300</b>	<b>6,350,000</b>	<b>6,600,000</b>	<b>6,600,000</b>
<b>ENDING FUND BALANCE</b>	<b>228,866</b>	<b>445,966</b>	<b>221,366</b>	<b>37,866</b>	<b>148,966</b>



**CITY OF BROKEN ARROW**  
**FISCAL YEARS 2015 BUDGET & 2016 FINANCIAL PLAN**  
**DEBT SERVICE FUND**  
**FUND 70**

**Description:**

The Debt Service Fund accounts for the principal, interest and fiscal agent fees associated with the general obligation debt approved in elections by the citizens of Broken Arrow. This fund also accounts for principal and interest payments on court-assessed judgments.

DESCRIPTION	ACTUAL F/Y 2013	BUDGET F/Y 2014	ESTIMATED ACTUAL F/Y 2014	BUDGET F/Y 2015	FINANCIAL PLAN F/Y 2016
<b>REVENUES:</b>					
Advalorem Taxes	12,175,853	12,300,000	10,852,000	14,265,000	13,880,000
Advalorem Taxes - TIF District	0	550,000	525,000	550,000	550,000
<b>Total Advalorem Taxes</b>	<b>12,175,853</b>	<b>12,850,000</b>	<b>11,377,000</b>	<b>14,815,000</b>	<b>14,430,000</b>
Interest	60,763	175,000	175,000	175,000	175,000
<b>OTHER FINANCING SOURCES</b>					
Premium on Bonds Sold	378	0	0	0	0
<b>TOTAL REVENUES &amp; SOURCES</b>	<b>12,236,994</b>	<b>13,025,000</b>	<b>11,552,000</b>	<b>14,990,000</b>	<b>14,605,000</b>
<b>BEGINNING FUND BALANCE -</b>					
Reserved for Debt Service	10,547,390	10,229,156	10,229,156	9,262,556	9,942,356
<b>TOTAL SOURCES</b>	<b>22,784,384</b>	<b>23,254,156</b>	<b>21,781,156</b>	<b>24,252,556</b>	<b>24,547,356</b>
<b>EXPENDITURES:</b>					
General Obligation Bonds					
Principal	8,735,000	8,095,000	8,095,000	9,460,000	9,500,000
Interest	3,319,004	2,973,000	3,159,200	2,985,500	2,577,900
Judgments					
Principal	395,717	1,000,000	556,500	1,000,000	1,000,000
Interest	37,069	130,000	65,000	130,000	130,000
Fiscal Agent Fees	7,675	9,800	8,300	9,700	9,700
<b>TOTAL EXPENDITURES</b>	<b>12,494,465</b>	<b>12,207,800</b>	<b>11,884,000</b>	<b>13,585,200</b>	<b>13,217,600</b>
<b>OTHER FINANCING USES -</b>					
Transfers Out	60,763	725,000	634,600	725,000	725,000
<b>ENDING FUND BALANCE -</b>					
Reserved for Debt Service	10,229,156	10,321,356	9,262,556	9,942,356	10,604,756
<b>MILLAGE RATE</b>	<b>17.13</b>	<b>17.32</b>	<b>17.32</b>		

**CITY OF BROKEN ARROW**  
**FISCAL YEARS 2015 BUDGET & 2016 FINANCIAL PLAN**  
**DEBT SERVICE FUND**  
**FUND 70**

DESCRIPTION	ACTUAL F/Y 2013	BUDGET F/Y 2014	ESTIMATED ACTUAL F/Y 2014	BUDGET F/Y 2015	FINANCIAL PLAN F/Y 2016
<b>EXPENDITURES:</b>					
<b>General Obligation Bonds Principal:</b>					
1998 General Obligation Bonds	750,000	0	0	0	0
2000 General Obligation Bonds	400,000	0	0	0	0
2001A General Obligation Bonds	520,000	520,000	520,000	520,000	560,000
2001B General Obligation Bonds	675,000	675,000	675,000	675,000	675,000
2002 General Obligation Bonds	290,000	290,000	290,000	290,000	290,000
2003 General Obligation Bonds	550,000	550,000	550,000	550,000	550,000
2004 General Obligation Bonds	715,000	715,000	715,000	715,000	715,000
2005 General Obligation Bonds	610,000	610,000	610,000	610,000	610,000
2006 General Obligation Bonds	850,000	850,000	850,000	850,000	850,000
2008 General Obligation Bonds	760,000	760,000	760,000	760,000	760,000
2009A General Obligation Bonds	500,000	0	0	0	0
2009B General Obligation Bonds	810,000	810,000	810,000	810,000	810,000
2009C General Obligation Bonds	230,000	230,000	230,000	230,000	230,000
2009D General Obligation Bonds	455,000	455,000	455,000	455,000	455,000
2010A General Obligation Bonds	0	215,000	215,000	215,000	215,000
2010B General Obligation Bonds	0	555,000	555,000	555,000	555,000
2011A General Obligation Bonds	0	260,000	260,000	260,000	260,000
2011B General Obligation Bonds	0	600,000	600,000	600,000	600,000
2012 General Obligation Bonds	0	0	0	630,000	630,000
2013A General Obligation Bonds	0	0	0	410,000	410,000
2013B General Obligation Bonds	0	0	0	325,000	325,000
<b>Total Principal</b>	<b>8,115,000</b>	<b>8,095,000</b>	<b>8,095,000</b>	<b>9,460,000</b>	<b>9,500,000</b>

**CITY OF BROKEN ARROW**  
**FISCAL YEARS 2015 BUDGET & 2016 FINANCIAL PLAN**  
**DEBT SERVICE FUND**  
**FUND 70**

DESCRIPTION	ACTUAL F/Y 2013	BUDGET F/Y 2014	ESTIMATED ACTUAL F/Y 2014	BUDGET F/Y 2015	FINANCIAL PLAN F/Y 2016
<b>General Obligation Bonds Interest:</b>					
1998 General Obligation Bonds	40,000	0	0	0	0
2000 General Obligation Bonds	26,500	0	0	0	0
2001A General Obligation Bonds	97,060	50,500	13,600	26,600	0
2001B General Obligation Bonds	173,319	100,500	113,300	69,200	37,200
2002 General Obligation Bonds	77,720	50,500	55,400	38,700	26,600
2003 General Obligation Bonds	153,763	108,500	116,500	88,600	68,100
2004 General Obligation Bonds	247,230	185,800	196,900	158,700	130,300
2005 General Obligation Bonds	241,531	193,100	195,100	168,700	158,500
2006 General Obligation Bonds	387,300	300,000	315,100	263,900	225,900
2008 General Obligation Bonds	391,638	329,500	336,600	300,500	268,200
2009A General Obligation Bonds	10,000	0	0	0	0
2009B General Obligation Bonds	366,038	301,200	309,400	278,300	257,400
2009C General Obligation Bonds	95,465	84,700	85,200	79,200	73,100
2009D General Obligation Bonds	189,609	168,300	169,200	157,400	145,400
2010A General Obligation Bonds	72,949	37,400	38,600	33,800	29,600
2010B General Obligation Bonds	518,366	303,000	312,300	291,100	279,700
2011A General Obligation Bonds	0	149,400	151,600	144,300	139,100
2011B General Obligation Bonds	0	341,200	346,200	329,200	317,200
2012 General Obligation Bonds		269,400	404,200	252,700	228,500
2013A General Obligation Bonds		0		95,700	61,400
2013B General Obligation Bonds	0	0	0	208,900	131,700
<b>Total Interest</b>	<b>3,088,486</b>	<b>2,973,000</b>	<b>3,159,200</b>	<b>2,985,500</b>	<b>2,577,900</b>

**CITY OF BROKEN ARROW**  
**FISCAL YEARS 2015 BUDGET & 2016 FINANCIAL PLAN**  
**DEBT SERVICE FUND**  
**FUND 70**

DESCRIPTION	ACTUAL F/Y 2013	BUDGET F/Y 2014	ESTIMATED ACTUAL F/Y 2014	BUDGET F/Y 2015	FINANCIAL PLAN F/Y 2016
<b>EXPENDITURES:</b>					
<b>General Obligation Fiscal Agent Fees</b>					
1998 General Obligation Bonds	0	600	0	0	0
2000 General Obligation Bonds	0	300	0	0	0
2001A General Obligation Bonds	400	400	400	400	400
2001B General Obligation Bonds	400	400	400	400	400
2002 General Obligation Bonds	450	500	500	500	500
2003 General Obligation Bonds	450	500	500	500	500
2004 General Obligation Bonds	500	500	500	500	500
2005 General Obligation Bonds	600	600	600	600	600
2006 General Obligation Bonds	650	700	700	700	700
2008 General Obligation Bonds	600	600	600	600	600
2009A General Obligation Bonds	0	400	0	0	0
2009B General Obligation Bonds	600	600	600	600	600
2009C General Obligation Bonds	450	500	500	500	500
2009D General Obligation Bonds	550	600	600	600	600
2010A General Obligation Bonds	375	400	400	400	400
2010B General Obligation Bonds	600	600	600	600	600
2011A General Obligation Bonds	450	400	200	400	400
2011B General Obligation Bonds	600	600	300	600	600
2012 General Obligation Bonds	0	600	300	600	600
2013A General Obligation Bonds	0	0	300	600	600
2013B General Obligation Bonds	0	0	300	600	600
<b>Total Fiscal Agent Fees</b>	<b>7,675</b>	<b>9,800</b>	<b>8,300</b>	<b>9,700</b>	<b>9,700</b>

**CITY OF BROKEN ARROW**  
**FISCAL YEARS 2015 BUDGET & 2016 FINANCIAL PLAN**  
**BROKEN ARROW ECONOMIC DEVELOPMENT AUTHORITY**  
**FUND 87**

**Description:**

A Public Trust created to promote and encourage development of industry and commerce and other related activities on behalf of the City. The City Council serves as Trustees for the Authority.

DESCRIPTION	ACTUAL F/Y 2013	BUDGET F/Y 2014	ESTIMATED ACTUAL F/Y 2014	BUDGET F/Y 2015	FINANCIAL PLAN F/Y 2016
<b>REVENUES :</b>					
Charges for Services	0	0	0	0	0
Intergovernmental	613,725	826,000	550,000	0	0
Interest	16,802	50,000	16,000	16,000	16,000
Miscellaneous	0	0	0	0	0
<b>TOTAL REVENUES</b>	<b>630,527</b>	<b>876,000</b>	<b>566,000</b>	<b>16,000</b>	<b>16,000</b>
<b>Other Financing Sources:</b>					
Transfers In	453,822	1,376,000	1,060,000	1,050,000	1,050,000
Loan Proceeds	0	0	3,330,200	0	0
<b>TOTAL REVENUES &amp; OTHER SOURCES</b>	<b>1,084,349</b>	<b>2,252,000</b>	<b>4,956,200</b>	<b>1,066,000</b>	<b>1,066,000</b>
<b>BEGINNING FUND BALANCE:</b>					
Reserved Fund Balances					
Reserved for Debt Service	0	0	0	0	0
Reserved for Other Purposes	1,902,791	136,092	136,092	(212,708)	98,292
<b>Total Reserved Fund Balances</b>	<b>1,902,791</b>	<b>136,092</b>	<b>136,092</b>	<b>(212,708)</b>	<b>98,292</b>
<b>Unreserved Fund Balance</b>	<b>0</b>	<b>0</b>	<b>0</b>	<b>0</b>	<b>0</b>
<b>TOTAL FUND BALANCE</b>	<b>1,902,791</b>	<b>136,092</b>	<b>136,092</b>	<b>(212,708)</b>	<b>98,292</b>
<b>TOTAL SOURCES</b>	<b>2,987,140</b>	<b>2,388,092</b>	<b>5,092,292</b>	<b>853,292</b>	<b>1,164,292</b>
<b>EXPENDITURES -</b>					
Other Services and Charges	2,667,425	800,000	635,000	500,000	500,000
Capital Outlay	0	3,639,900	4,400,000	0	0
Debt Service	183,623	200,000	270,000	255,000	242,000
<b>TOTAL EXPENDITURES</b>	<b>2,851,048</b>	<b>4,639,900</b>	<b>5,305,000</b>	<b>755,000</b>	<b>742,000</b>
<b>ENDING FUND BALANCE:</b>					
Reserved Fund Balances					
Reserved for Debt Service	0	0	0	0	0
Reserved for Other Purposes	136,092	(2,251,808)	(212,708)	98,292	422,292
<b>Total Reserved Fund Balances</b>	<b>136,092</b>	<b>(2,251,808)</b>	<b>(212,708)</b>	<b>98,292</b>	<b>422,292</b>
<b>Unreserved Fund Balance</b>	<b>0</b>	<b>0</b>	<b>0</b>	<b>0</b>	<b>0</b>
<b>Total Fund Balance</b>	<b>136,092</b>	<b>(2,251,808)</b>	<b>(212,708)</b>	<b>98,292</b>	<b>422,292</b>

**CITY OF BROKEN ARROW**  
**FISCAL YEARS 2015 BUDGET & 2016 FINANCIAL PLAN**  
**2011 BOND ISSUE**  
**FUND 91**

**Description:**

A Capital Project Fund which accounts for the expenditures of bond proceeds received by the City in Fiscal Year 2012. These bonds were approved by a vote of the citizens of the City in April 2011. These proceeds were voted to provide funds for various street, public safety, park and stormwater improvements.

DESCRIPTION	ACTUAL F/Y 2013	BUDGET F/Y 2014	ESTIMATED ACTUAL F/Y 2014	BUDGET F/Y 2015	FINANCIAL PLAN F/Y 2016
<b>REVENUES:</b>					
Interest	77,996	30,000	66,000	30,000	30,000
Miscellaneous	0	0	0	0	0
<b>OTHER FINANCING SOURCES -</b>					
General Obligation Bond Proceeds	12,000,000	6,200,000	6,200,000	0	0
<b>TOTAL REVENUES &amp; OTHER SOURCES</b>	<b>12,077,996</b>	<b>6,230,000</b>	<b>6,266,000</b>	<b>30,000</b>	<b>30,000</b>
<b>BEGINNING FUND BALANCE -</b>					
Reserved for Capital Projects	9,886,011	16,365,994	16,365,994	2,051,994	1,481,994
<b>TOTAL SOURCES</b>	<b>21,964,007</b>	<b>22,595,994</b>	<b>22,631,994</b>	<b>2,081,994</b>	<b>1,511,994</b>
<b>EXPENDITURES -</b>					
Capital projects	5,504,121	22,433,600	20,500,000	600,000	0
<b>OTHER FINANCING USES -</b>					
Bond Issuance Costs	93,892	83,000	80,000	0	0
<b>TOTAL EXPENDITURES AND OTHER USES</b>	<b>5,598,013</b>	<b>22,516,600</b>	<b>20,580,000</b>	<b>600,000</b>	<b>0</b>
<b>ENDING FUND BALANCE -</b>					
Reserved for Capital Projects	16,365,994	79,394	2,051,994	1,481,994	1,511,994

**CITY OF BROKEN ARROW**  
**FISCAL YEARS 2015 BUDGET & 2016 FINANCIAL PLAN**  
**CAPITAL OUTLAY**  
**2011 BOND ISSUE**  
**FUND 91**

	FISCAL YEAR	
	2015	2016
QUALITY OF LIFE		
CAPITAL OUTLAY		
EVENTS PARK	085201	600,000
TOTAL QUALITY OF LIFE		0
TOTAL EXPENDITURES		0





