



**BROKEN ARROW**

*Where opportunity lives*

**City of Broken Arrow**  
**Adopted**

**FY2017 Annual Budget**  
**FY2018 Financial Plan**





## **PRINCIPAL OFFICIALS**

### **MAYOR AND CITY COUNCIL**

Honorable Craig Thurmond, Mayor (Ward II)  
Honorable Richard Carter, Vice Mayor (Ward I)

Honorable Mike Lester (Ward III)  
Honorable Scott Eudey (Ward IV)  
Honorable Johnnie Parks (At-Large)

## **ADMINISTRATION**

Michael L. Spurgeon, City Manager  
Russell Gale, Acting Assistant City Manager – Administration  
Kenneth Schwab, Assistant City Manager - Operations

Jeremy Moore, Fire Chief  
Steve Arant, Streets/Stormwater Director  
David Boggs, Chief of Police  
Thomas L. Caldwell, Finance Director/Treasurer  
Anthony Daniel, Utility Department Director  
Scott Esmond, Parks and Recreation Director  
Jannette McCormick, Acting Human Resources Director  
Jeff Bigby, Acting Engineering/Construction Director  
Michael Skates, Development Services Director  
Beth Anne Wilkening, City Attorney  
Lee Zirk, General Services Director  
Stephen Steward, Information Technology Director

Thank you to the City Clerk's office for the  
printing and binding of the budget book.

**FY2017 BUDGET**

**FY2018 FINANCIAL PLAN**

## **OUR CORE VALUES**

### **City of Broken Arrow**

**Excellence** refers to an attitude that is pervasive in all we do. We strive to excel in our provision of programs and services, to do and be the best we can. Superior quality is our goal.

**Character** encompasses all the many traits that make up good character. It also refers to the Character program that the City has adopted and is incorporating into our every day work habits.

**Leadership** relates to the value of striving to be the organization that others look to for solutions. We want to be on the cutting edge in terms of resolving problems, finding innovative and creative solutions. The City government organization will take charge and guide the community into the future.

## **OUR MISSION**

### **City of Broken Arrow**

**To lead with character and excellence;**

**To provide exceptional services in a responsive, caring manner with a professional attitude;**

**To establish an environment that fosters growth and enhances the quality of life for all citizens.**

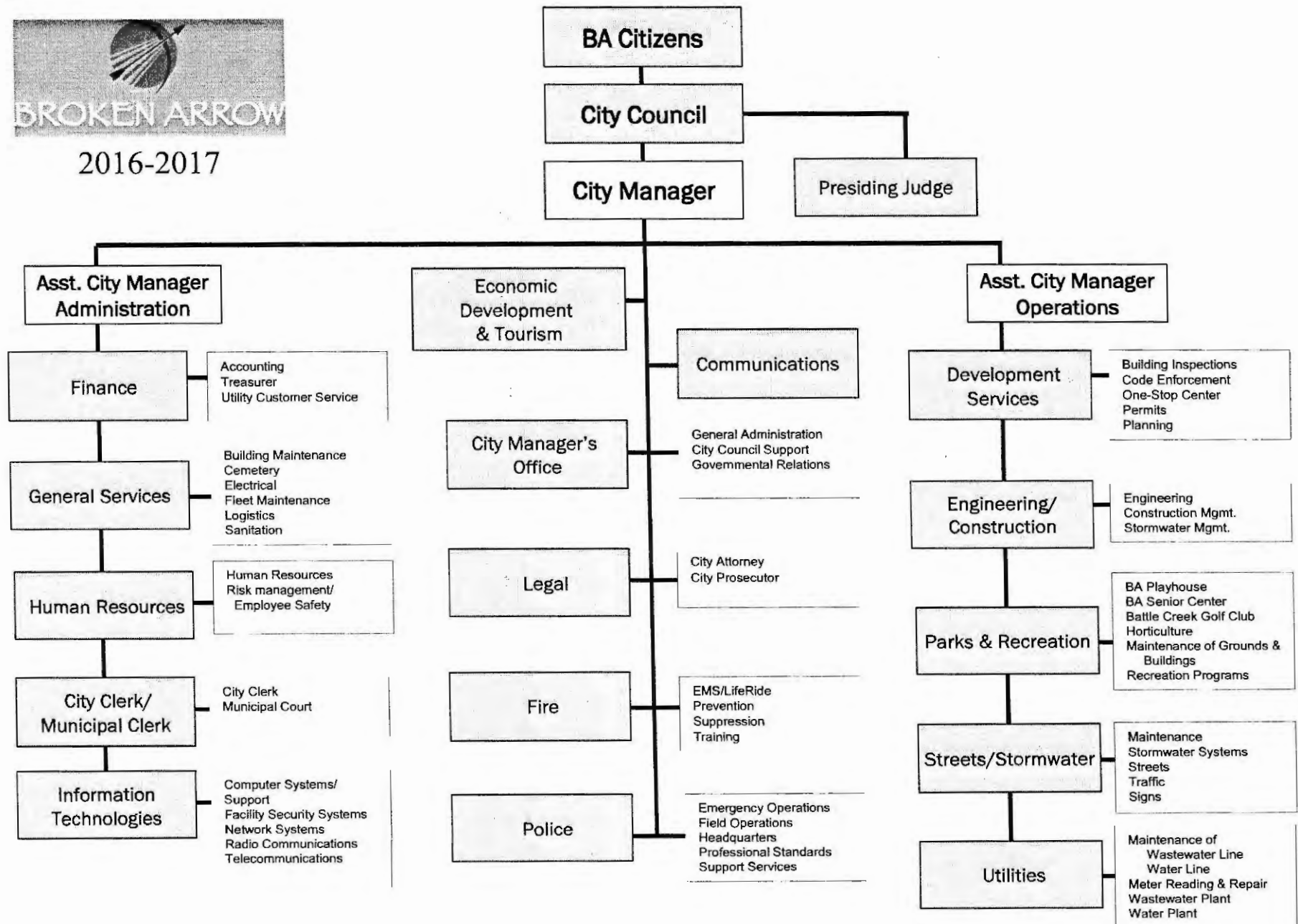
## **OUR VISION**

### **City of Broken Arrow**

**The City of Broken Arrow will set the standard by providing the best municipal programs and services in our region, while promoting a positive environment for families, business, community organizations and visitor. Broken Arrow will be a community that we are proud to call home.**



2016-2017



**CITY OF BROKEN ARROW  
TABLE OF CONTENTS  
FY2017 BUDGET  
FY2018 FINANCIAL PLAN**

BUDGET SUMMARY 2017.....	i
FINANCIAL PLAN 2018.....	viii
CITY OF BROKEN ARROW BUDGET SUMMARY 2017.....	xv
CITY OF BROKEN ARROW REVENUE SOURCES 2017.....	xvi
CITY OF BROKEN ARROW BUDGET EXPENDITURES 2017.....	xvii
GENERAL FUND BUDGET RESOURCES 2017.....	xviii
GENERAL FUND BUDGET EXPENSES BY DEPARTMENT 2017.....	xix
GENERAL FUND EXPENSE BY CLASSIFICATION 2017.....	xx
GENERAL FUND BUDGETED PERSONNEL EXPENDITURES BY DEPARTMENT..	xxi
BAMA REVENUE RESOURCES 2017.....	xxii
BAMA EXPENSES BY DIVISION 2017.....	xxiii
BAMA EXPENSES BY CLASSIFICATION 2017.....	xxiv
BAMA BUDGETED PERSONNEL EXPENDITURES BY DEPARTMENT.....	xxv
POSITION STATUS REPORT.....	xxvi
BUDGET CALENDAR.....	xxxiii
BUDGET RESOLUTION.....	xxxvi

**GENERAL FUND**

REVENUE SUMMARY.....	1
ACTUAL EXPENDITURES 2015.....	4
BUDGETED EXPENDITURES 2016.....	5
ESTIMATED ACTUAL EXPENDITURES 2016.....	6
BUDGETED EXPENDITURES 2017.....	7
BUDGETED EXPENDITURES 2018.....	8
DEPARTMENTAL BUDGETS:	
CITY MANAGER.....	9
FINANCE.....	12
CITY ATTORNEY.....	14
HUMAN RESOURCES.....	16
INFORMATION TECHNOLOGIES.....	19
CITY/COURT CLERKS.....	21
DEVELOPMENT SERVICES.....	23
GENERAL GOVERNMENT.....	28
GENERAL SERVICES.....	31
STREET/STORMWATER.....	35
PARKS AND RECREATION.....	38

**CITY OF BROKEN ARROW  
TABLE OF CONTENTS  
FY2017 BUDGET  
FY2018 FINANCIAL PLAN**

**BROKEN ARROW MUNICIPAL AUTHORITY (BAMA)**

FINANCIAL PLAN 2017-2018.....	49
CHARGES FOR SERVICES.....	50
FINANCIAL PLAN 2016.....	51
ESTIMATED ACTUAL EXPENDITURES 2016.....	52
FINANCIAL PLAN 2017.....	53
FINANCIAL PLAN 2018.....	54
<b>DEPARTMENTAL BUDGETS:</b>	
FINANCE.....	55
GENERAL GOVERNMENT.....	57
GENERAL SERVICES.....	59
ENGINEERING/CONSTRUCTION.....	70
STREET/STORMWATER.....	77
UTILITIES.....	80
CAPITAL OUTLAY.....	92

**OTHER FUNDS**

**GOVERNMENTAL:**

**SPECIAL REVENUE:**

EXCESS CAPACITY SEWER ESCROW.....	98
STORMWATER CAPITAL.....	100
CONVENTION & VISITORS BUREAU.....	102
SALES TAX CAPITAL IMPROVEMENTS.....	103
POLICE ENHANCEMENT.....	111
PARK AND RECREATION CAPITAL IMPROVEMENTS.....	112
CEMETERY CARE.....	114
STREET AND ALLEY.....	116
HOUSING AND URBAN DEVELOPMENT.....	118
E-911.....	120
CRIME PREVENTION.....	122
POLICE RESERVES.....	124
BATTLE CREEK GOLF COURSE.....	125
ALCOHOL ENFORCEMENT.....	126
STREET LIGHTS .....	127



**CITY OF BROKEN ARROW  
TABLE OF CONTENTS  
FY2017 BUDGET  
FY2018 FINANCIAL PLAN**

**OTHER FUNDS (CONTINUED)**

**GOVERNMENTAL (CONTINUED):**

STREET SALES TAX.....	128
POLICE SALES TAX.....	130
FIRE SALES TAX.....	139
1994 TAXABLE GENERAL OBLIGATION BOND ISSUE.....	148
2008 GENERAL OBLIGATION BOND ISSUE.....	149
INTERNAL SERVICE FUNDS:	
WORKERS' COMPENSATION.....	151
GROUP HEALTH AND LIFE.....	152
DEBT SERVICE FUND.....	153
BROKEN ARROW ECONOMIC DEVELOPMENT AUTHORITY.....	157
2011 GENERAL OBLIGATION BOND ISSUE.....	158
2014 GENERAL OBLIGATION BOND ISSUE.....	160

**CITY OF BROKEN ARROW  
BUDGET SUMMARY  
FISCAL YEAR 2017**

DESCRIPTION	GENERAL FUND 10	BROKEN ARROW MUNICIPAL AUTHORITY 20	EXCESS CAPACITY SEWER ESCROW 25	STORMWATER MANAGEMENT CAPITAL 26
<b>Revenues:</b>				
Taxes	41,839,300	0	0	0
Licenses & Permits	1,044,300	0	0	0
Intergovernmental	388,900	0	0	0
Charges For Services	9,645,400	41,922,100	200,000	250,000
Fines, Forfeitures & Assessments	1,924,000	878,800	0	0
Interest	19,300	1,700	400	500
Miscellaneous	1,662,300	40,300	0	0
<b>Total Revenues</b>	<b>56,523,500</b>	<b>42,842,900</b>	<b>200,400</b>	<b>250,500</b>
<b>Other Financing Sources:</b>				
Transfers In	15,254,000	14,084,000	0	0
Bond/Note Proceeds	0	2,045,000	0	0
<b>Total Other Financing Sources</b>	<b>15,254,000</b>	<b>16,129,000</b>	<b>0</b>	<b>0</b>
<b>Total Revenues &amp; Sources</b>	<b>71,777,500</b>	<b>58,971,900</b>	<b>200,400</b>	<b>250,500</b>
<b>Beginning Reserved Fund Balance:</b>				
Emergency Reserve	5,939,550	3,768,664	0	0
Compensated Absences	2,549,907	0	0	0
Capital Projects	0	0	611,068	944,120
Debt Service	1,677,138	0	0	0
Other Purposes	0	0	0	0
<b>Total Beginning Reserved Fund Balance</b>	<b>10,166,595</b>	<b>3,768,664</b>	<b>611,068</b>	<b>944,120</b>
<b>Beginning Unreserved Fund Balance</b>	<b>0</b>	<b>0</b>	<b>0</b>	<b>0</b>
<b>Total Sources</b>	<b>81,944,095</b>	<b>62,740,564</b>	<b>811,468</b>	<b>1,194,620</b>
<b>Expenditures</b>				
Personal Services	12,947,100	14,715,500	0	0
Other Services and Charges	4,402,700	12,378,600	0	0
Materials and Supplies	1,354,600	4,460,800	0	0
Capital Outlay	0	6,971,400	100,000	149,700
Fiscal Agent Fees	0	0	0	0
Debt Service	0	8,387,500	0	0
<b>Total Expenditures</b>	<b>18,704,400</b>	<b>46,913,800</b>	<b>100,000</b>	<b>149,700</b>
<b>Other Financing Uses-</b>				
Transfers Out	52,761,000	14,664,000	0	0
Bond Issuance Costs	0	0	0	0
<b>Total Other Financing Uses</b>	<b>52,761,000</b>	<b>14,664,000</b>	<b>0</b>	<b>0</b>
<b>Total Expenditures &amp; Uses</b>	<b>71,465,400</b>	<b>61,577,800</b>	<b>100,000</b>	<b>149,700</b>
<b>Ending Reserved Fund Balance:</b>				
Emergency Reserve	5,450,050	1,162,764	0	0
Compensated Absences	2,549,907	0	0	0
Capital Projects	0	0	711,468	1,044,920
Debt Service	1,760,500	0	0	0
Other Purposes	0	0	0	0
<b>Total Ending Reserved Fund Balance</b>	<b>9,760,457</b>	<b>1,162,764</b>	<b>711,468</b>	<b>1,044,920</b>
<b>Ending Unreserved Fund Balance</b>	<b>718,238</b>	<b>0</b>	<b>0</b>	<b>0</b>
<b>Total Budget</b>	<b>81,944,095</b>	<b>62,740,564</b>	<b>811,468</b>	<b>1,194,620</b>

**CITY OF BROKEN ARROW  
BUDGET SUMMARY  
FISCAL YEAR 2017**

DESCRIPTION	CONVENTION & VISITORS BUREAU 27	SALES TAX CAPITAL IMPROVEMENT 30	POLICE ENHANCEMENT 31	PARK AND RECREATION CAPITAL IMPROVEMENT 32
<b>Revenues:</b>				
Taxes	534,200	7,042,000	0	0
Licenses & Permits	0	0	0	0
Intergovernmental	0	0	0	544,000
Charges For Services	0	0	0	115,000
Fines, Forfeitures & Assessments	0	0	141,400	0
Interest	200	15,000	200	200
Miscellaneous	0	10,000	0	25,000
<b>Total Revenues</b>	<b>534,400</b>	<b>7,067,000</b>	<b>141,600</b>	<b>684,200</b>
<b>Other Financing Sources:</b>				
Transfers In	0	0	0	0
Bond/Note Proceeds	0	0	0	0
<b>Total Other Financing Sources</b>	<b>0</b>	<b>0</b>	<b>0</b>	<b>0</b>
<b>Total Revenues &amp; Sources</b>	<b>534,400</b>	<b>7,067,000</b>	<b>141,600</b>	<b>684,200</b>
<b>Beginning Reserved Fund Balance:</b>				
Emergency Reserve	0	0	0	0
Compensated Absences	0	0	0	0
Capital Projects	0	6,606,301	0	880,906
Debt Service	0	900,000	0	0
Other Purposes	564,927	0	41,730	0
<b>Total Beginning Reserved Fund Balance</b>	<b>564,927</b>	<b>7,506,301</b>	<b>41,730</b>	<b>880,906</b>
<b>Beginning Unreserved Fund Balance</b>	<b>0</b>	<b>0</b>	<b>0</b>	<b>0</b>
<b>Total Sources</b>	<b>1,099,327</b>	<b>14,573,301</b>	<b>183,330</b>	<b>1,565,106</b>
<b>Expenditures</b>				
Personal Services	0	0	0	0
Other Services and Charges	326,200	0	100,200	0
Materials and Supplies	5,500	0	41,200	0
Capital Outlay	11,300	5,316,000	0	1,061,000
Fiscal Agent Fees	0	0	0	0
Debt Service	0	1,850,000	0	0
<b>Total Expenditures</b>	<b>343,000</b>	<b>7,166,000</b>	<b>141,400</b>	<b>1,061,000</b>
<b>Other Financing Uses-</b>				
Transfers Out	270,000	0	0	0
Bond Issuance Costs	0	0	0	0
<b>Total Other Financing Uses</b>	<b>270,000</b>	<b>0</b>	<b>0</b>	<b>0</b>
<b>Total Expenditures &amp; Uses</b>	<b>613,000</b>	<b>7,166,000</b>	<b>141,400</b>	<b>1,061,000</b>
<b>Ending Reserved Fund Balance:</b>				
Emergency Reserve	0	0	0	0
Compensated Absences	0	0	0	0
Capital Projects	0	6,507,301	0	504,106
Debt Service	0	900,000	0	0
Other Purposes	486,327	0	41,930	0
<b>Total Ending Reserved Fund Balance</b>	<b>486,327</b>	<b>7,407,301</b>	<b>41,930</b>	<b>504,106</b>
<b>Ending Unreserved Fund Balance</b>	<b>0</b>	<b>0</b>	<b>0</b>	<b>0</b>
<b>Total Budget</b>	<b>1,099,327</b>	<b>14,573,301</b>	<b>183,330</b>	<b>1,565,106</b>

**CITY OF BROKEN ARROW  
BUDGET SUMMARY  
FISCAL YEAR 2017**

DESCRIPTION	CEMETERY CARE 33	STREET AND ALLEY 34	HOUSING AND URBAN DEVELOPMENT 35	E-911 36
<b>Revenues:</b>				
Taxes	0	0	0	0
Licenses & Permits	0	0	0	0
Intergovernmental	0	1,118,000	531,200	0
Charges For Services	35,000	0	0	773,500
Fines, Forfeitures & Assessments	0	0	0	0
Interest	200	200	0	600
Miscellaneous	0	0	0	0
<b>Total Revenues</b>	<b>35,200</b>	<b>1,118,200</b>	<b>531,200</b>	<b>774,100</b>
<b>Other Financing Sources:</b>				
Transfers In	0	0	0	0
Bond/Note Proceeds	0	0	0	0
<b>Total Other Financing Sources</b>	<b>0</b>	<b>0</b>	<b>0</b>	<b>0</b>
<b>Total Revenues &amp; Sources</b>	<b>35,200</b>	<b>1,118,200</b>	<b>531,200</b>	<b>774,100</b>
<b>Beginning Reserved Fund Balance:</b>				
Emergency Reserve	0	0	0	0
Compensated Absences	0	0	0	0
Capital Projects	331,621	0	0	0
Debt Service	0	0	0	0
Other Purposes	0	1,583,757	727,533	1,445,823
<b>Total Beginning Reserved Fund Balance</b>	<b>331,621</b>	<b>1,583,757</b>	<b>727,533</b>	<b>1,445,823</b>
<b>Beginning Unreserved Fund Balance</b>	<b>0</b>	<b>0</b>	<b>0</b>	<b>0</b>
<b>Total Sources</b>	<b>366,821</b>	<b>2,701,957</b>	<b>1,258,733</b>	<b>2,219,923</b>
<b>Expenditures</b>				
Personal Services	0	0	0	0
Other Services and Charges	0	0	58,100	0
Materials and Supplies	0	0	0	0
Capital Outlay	108,500	155,000	473,100	191,000
Fiscal Agent Fees	0	0	0	0
Debt Service	0	0	0	0
<b>Total Expenditures</b>	<b>108,500</b>	<b>155,000</b>	<b>531,200</b>	<b>191,000</b>
<b>Other Financing Uses-</b>				
Transfers Out	0	720,000	0	720,000
Bond Issuance Costs	0	0	0	0
<b>Total Other Financing Uses</b>	<b>0</b>	<b>720,000</b>	<b>0</b>	<b>720,000</b>
<b>Total Expenditures &amp; Uses</b>	<b>108,500</b>	<b>875,000</b>	<b>531,200</b>	<b>911,000</b>
<b>Ending Reserved Fund Balance:</b>				
Emergency Reserve	0	0	0	0
Compensated Absences	0	0	0	0
Capital Projects	258,321	0	0	0
Debt Service	0	0	0	0
Other Purposes	0	1,826,957	727,533	1,308,923
<b>Total Ending Reserved Fund Balance</b>	<b>258,321</b>	<b>1,826,957</b>	<b>727,533</b>	<b>1,308,923</b>
<b>Ending Unreserved Fund Balance</b>	<b>0</b>	<b>0</b>	<b>0</b>	<b>0</b>
<b>Total Budget</b>	<b>366,821</b>	<b>2,701,957</b>	<b>1,258,733</b>	<b>2,219,923</b>

**CITY OF BROKEN ARROW  
BUDGET SUMMARY  
FISCAL YEAR 2017**

DESCRIPTION	CRIME PREVENTION 37	POLICE RESERVES 38	BATTLE CREEK GOLF COURSE 40	ALCOHOL ENFORCEMENT 41
<b>Revenues:</b>				
Taxes	0	0	0	0
Licenses & Permits	0	0	0	0
Intergovernmental	80,000	0	0	0
Charges For Services	0	0	1,561,600	22,000
Fines, Forfeitures & Assessments	0	0	0	0
Interest	100	0	200	100
Miscellaneous	0	0	1,200	0
<b>Total Revenues</b>	<b>80,100</b>	<b>0</b>	<b>1,563,000</b>	<b>22,100</b>
<b>Other Financing Sources:</b>				
Transfers In	0	0	0	0
Bond/Note Proceeds	0	0	0	0
<b>Total Other Financing Sources</b>	<b>0</b>	<b>0</b>	<b>0</b>	<b>0</b>
<b>Total Revenues &amp; Sources</b>	<b>80,100</b>	<b>0</b>	<b>1,563,000</b>	<b>22,100</b>
<b>Beginning Reserved Fund Balance:</b>				
Emergency Reserve	0	0	0	0
Compensated Absences	0	0	0	0
Capital Projects	0	0	0	0
Debt Service	0	0	0	0
Other Purposes	168,914	824	(122,065)	80,470
<b>Total Beginning Reserved Fund Balance</b>	<b>168,914</b>	<b>824</b>	<b>(122,065)</b>	<b>80,470</b>
<b>Beginning Unreserved Fund Balance</b>	<b>0</b>	<b>0</b>	<b>0</b>	<b>0</b>
<b>Total Sources</b>	<b>249,014</b>	<b>824</b>	<b>1,440,935</b>	<b>102,570</b>
<b>Expenditures</b>				
Personal Services	0	0	0	0
Other Services and Charges	55,000	0	1,120,800	5,000
Materials and Supplies	5,000	824	414,200	15,000
Capital Outlay	20,000	0	0	0
Fiscal Agent Fees	0	0	0	0
Debt Service	0	0	0	0
<b>Total Expenditures</b>	<b>80,000</b>	<b>824</b>	<b>1,535,000</b>	<b>20,000</b>
<b>Other Financing Uses-</b>				
Transfers Out	0	0	0	0
Bond Issuance Costs	0	0	0	0
<b>Total Other Financing Uses</b>	<b>0</b>	<b>0</b>	<b>0</b>	<b>0</b>
<b>Total Expenditures &amp; Uses</b>	<b>80,000</b>	<b>824</b>	<b>1,535,000</b>	<b>20,000</b>
<b>Ending Reserved Fund Balance:</b>				
Emergency Reserve	0	0	0	0
Compensated Absences	0	0	0	0
Capital Projects	0	0	0	0
Debt Service	0	0	0	0
Other Purposes	169,014	0	(94,065)	82,570
<b>Total Ending Reserved Fund Balance</b>	<b>169,014</b>	<b>0</b>	<b>(94,065)</b>	<b>82,570</b>
<b>Ending Unreserved Fund Balance</b>	<b>0</b>	<b>0</b>	<b>0</b>	<b>0</b>
<b>Total Budget</b>	<b>249,014</b>	<b>824</b>	<b>1,440,935</b>	<b>102,570</b>



**CITY OF BROKEN ARROW  
BUDGET SUMMARY  
FISCAL YEAR 2017**

DESCRIPTION	STREET LIGHTING 42	STREET SALES TAX 43	POLICE SALES TAX 44	FIRE SALES TAX 45
<b>Revenues:</b>				
Taxes	0	1,760,500	1,056,300	1,056,300
Licenses & Permits	0	0	0	0
Intergovernmental	0	0	0	880,000
Charges For Services	436,000	0	0	0
Fines, Forfeitures & Assessments	0	0	0	0
Interest	400	100	0	0
Miscellaneous	0	3,400	0	0
<b>Total Revenues</b>	<b>436,400</b>	<b>1,764,000</b>	<b>1,056,300</b>	<b>1,936,300</b>
<b>Other Financing Sources:</b>				
Transfers In	0	0	21,464,200	17,352,800
Bond/Note Proceeds	0	0	0	0
<b>Total Other Financing Sources</b>	<b>0</b>	<b>0</b>	<b>21,464,200</b>	<b>17,352,800</b>
<b>Total Revenues &amp; Sources</b>	<b>436,400</b>	<b>1,764,000</b>	<b>22,520,500</b>	<b>19,289,100</b>
<b>Beginning Reserved Fund Balance:</b>				
Emergency Reserve	0	0	0	0
Compensated Absences	0	0	0	0
Capital Projects	0	0	0	0
Debt Service	0	0	0	0
Other Purposes	1,043,856	0	0	0
<b>Total Beginning Reserved Fund Balance</b>	<b>1,043,856</b>	<b>0</b>	<b>0</b>	<b>0</b>
<b>Beginning Unreserved Fund Balance</b>	<b>0</b>	<b>0</b>	<b>0</b>	<b>0</b>
<b>Total Sources</b>	<b>1,480,256</b>	<b>1,764,000</b>	<b>22,520,500</b>	<b>19,289,100</b>
<b>Expenditures</b>				
Personal Services	0	0	18,112,700	15,907,700
Other Services and Charges	380,000	0	1,537,400	786,800
Materials and Supplies	10,000	0	995,400	733,400
Capital Outlay	40,000	1,200,000	781,000	940,000
Fiscal Agent Fees	0	0	0	0
Debt Service	0	0	0	0
<b>Total Expenditures</b>	<b>430,000</b>	<b>1,200,000</b>	<b>21,426,500</b>	<b>18,367,900</b>
<b>Other Financing Uses-</b>				
Transfers Out	0	0	0	0
Bond Issuance Costs	0	0	0	0
<b>Total Other Financing Uses</b>	<b>0</b>	<b>0</b>	<b>0</b>	<b>0</b>
<b>Total Expenditures &amp; Uses</b>	<b>430,000</b>	<b>1,200,000</b>	<b>21,426,500</b>	<b>18,367,900</b>
<b>Ending Reserved Fund Balance:</b>				
Emergency Reserve	0	0	0	0
Compensated Absences	0	0	0	0
Capital Projects	0	564,000	0	0
Debt Service	0	0	0	0
Other Purposes	1,050,256	0	1,094,000	921,200
<b>Total Ending Reserved Fund Balance</b>	<b>1,050,256</b>	<b>564,000</b>	<b>1,094,000</b>	<b>921,200</b>
<b>Ending Unreserved Fund Balance</b>	<b>0</b>	<b>0</b>	<b>0</b>	<b>0</b>
<b>Total Budget</b>	<b>1,480,256</b>	<b>1,764,000</b>	<b>22,520,500</b>	<b>19,289,100</b>

**CITY OF BROKEN ARROW  
BUDGET SUMMARY  
FISCAL YEAR 2017**

DESCRIPTION	1994 BOND ISSUE 55	2008 BOND ISSUE 59	WORKERS COMPENSATION 60	GROUP HEALTH & LIFE 61
<b>Revenues:</b>				
Taxes	0	0	0	0
Licenses & Permits	0	0	0	0
Intergovernmental	0	0	0	0
Charges For Services	0	0	1,100,000	8,297,200
Fines, Forfeitures & Assessments	0	0	0	0
Interest	1,000	6,600	1,000	200
Miscellaneous	3,000	0	0	0
<b>Total Revenues</b>	<b>4,000</b>	<b>6,600</b>	<b>1,101,000</b>	<b>8,297,400</b>
<b>Other Financing Sources:</b>				
Transfers In	0	0	0	0
Bond/Note Proceeds	0	0	0	0
<b>Total Other Financing Sources</b>	<b>0</b>	<b>0</b>	<b>0</b>	<b>0</b>
<b>Total Revenues &amp; Sources</b>	<b>4,000</b>	<b>6,600</b>	<b>1,101,000</b>	<b>8,297,400</b>
<b>Beginning Reserved Fund Balance:</b>				
Emergency Reserve	0	0	0	0
Compensated Absences	0	0	0	0
Capital Projects	0	2,448,900	0	0
Debt Service	0	0	0	0
Other Purposes	184,340	0	1,676,240	1,928,123
<b>Total Beginning Reserved Fund Balance</b>	<b>184,340</b>	<b>2,448,900</b>	<b>1,676,240</b>	<b>1,928,123</b>
<b>Beginning Unreserved Fund Balance</b>			<b>0</b>	<b>0</b>
<b>Total Sources</b>	<b>188,340</b>	<b>2,455,500</b>	<b>2,777,240</b>	<b>10,225,523</b>
<b>Expenditures</b>				
Personal Services	0	0	0	0
Other Services and Charges	100	0	1,100,000	7,500,000
Materials and Supplies	0	0	0	0
Capital Outlay	15,000	2,455,500	0	0
Fiscal Agent Fees	0	0	0	0
Debt Service	0	0	0	0
<b>Total Expenditures</b>	<b>15,100</b>	<b>2,455,500</b>	<b>1,100,000</b>	<b>7,500,000</b>
<b>Other Financing Uses-</b>				
Transfers Out	0	0	0	0
Bond Issuance Costs	0	0	0	0
<b>Total Other Financing Uses</b>	<b>0</b>	<b>0</b>	<b>0</b>	<b>0</b>
<b>Total Expenditures &amp; Uses</b>	<b>15,100</b>	<b>2,455,500</b>	<b>1,100,000</b>	<b>7,500,000</b>
<b>Ending Reserved Fund Balance:</b>				
Emergency Reserve	0	0	0	0
Compensated Absences	0	0	0	0
Capital Projects	0	0	0	0
Debt Service	0	0	0	0
Other Purposes	173,240	0	1,677,240	2,725,523
<b>Total Ending Reserved Fund Balance</b>	<b>173,240</b>	<b>0</b>	<b>1,677,240</b>	<b>2,725,523</b>
<b>Ending Unreserved Fund Balance</b>	<b>0</b>	<b>0</b>	<b>0</b>	<b>0</b>
<b>Total Budget</b>	<b>188,340</b>	<b>2,455,500</b>	<b>2,777,240</b>	<b>10,225,523</b>

**CITY OF BROKEN ARROW  
BUDGET SUMMARY  
FISCAL YEAR 2017**

DESCRIPTION	DEBT SERVICE 70	BROKEN ARROW ECONOMIC DEVELOPMENT AUTHORITY 87	2011 BOND ISSUE 91	2014 BOND ISSUE 92	TOTAL
<b>Revenues:</b>					
Taxes	14,889,000	0	0	0	68,177,600
Licenses & Permits	0	0	0	0	1,044,300
Intergovernmental	0	0	0	0	3,542,100
Charges For Services	0	0	0	0	64,357,800
Fines, Forfeitures & Assessments	0	0	0	0	2,944,200
Interest	175,000	400	70,000	32,000	325,600
Miscellaneous	0	870,000	0	0	2,615,200
<b>Total Revenues</b>	<b>15,064,000</b>	<b>870,400</b>	<b>70,000</b>	<b>32,000</b>	<b>143,006,800</b>
<b>Other Financing Sources:</b>					
Transfers In	0	1,160,000	0	0	69,315,000
Bond/Note Proceeds	0	0	0	18,360,000	20,405,000
<b>Total Other Financing Sources</b>	<b>0</b>	<b>1,160,000</b>	<b>0</b>	<b>18,360,000</b>	<b>89,720,000</b>
<b>Total Revenues &amp; Sources</b>	<b>15,064,000</b>	<b>2,030,400</b>	<b>70,000</b>	<b>18,392,000</b>	<b>232,726,800</b>
<b>Beginning Reserved Fund Balance:</b>					
Emergency Reserve	0	0	0	0	9,708,214
Compensated Absences	0	0	0	0	2,549,907
Capital Projects	0	0	14,006,300	11,193,407	37,022,623
Debt Service	12,428,401	0	0	0	15,005,539
Other Purposes	0	(3,378,153)	0	0	5,946,319
<b>Total Beginning Reserved Fund Balance</b>	<b>12,428,401</b>	<b>(3,378,153)</b>	<b>14,006,300</b>	<b>11,193,407</b>	<b>70,232,602</b>
<b>Beginning Unreserved Fund Balance</b>		<b>0</b>	<b>0</b>	<b>0</b>	<b>0</b>
<b>Total Sources</b>	<b>27,492,401</b>	<b>(1,347,753)</b>	<b>14,076,300</b>	<b>29,585,407</b>	<b>302,959,402</b>
<b>Expenditures</b>					
Personal Services	0	0	0	0	61,683,000
Other Services and Charges	0	1,300,000	0	0	31,050,900
Materials and Supplies	0	0	0	0	8,035,924
Capital Outlay	0	0	14,076,300	29,057,800	63,122,600
Fiscal Agent Fees	11,800	0	0	0	11,800
Debt Service	14,168,300	661,300	0	0	25,067,100
<b>Total Expenditures</b>	<b>14,180,100</b>	<b>1,961,300</b>	<b>14,076,300</b>	<b>29,057,800</b>	<b>188,971,324</b>
<b>Other Financing Uses-</b>					
Transfers Out	175,000	0	0	0	69,310,000
Bond Issuance Costs	0	0	0	100,000	100,000
<b>Total Other Financing Uses</b>	<b>175,000</b>	<b>0</b>	<b>0</b>	<b>100,000</b>	<b>69,410,000</b>
<b>Total Expenditures &amp; Uses</b>	<b>14,355,100</b>	<b>1,961,300</b>	<b>14,076,300</b>	<b>29,157,800</b>	<b>258,381,324</b>
<b>Ending Reserved Fund Balance:</b>					
Emergency Reserve	0	0	0	0	6,612,814
Compensated Absences	0	0	0	0	2,549,907
Capital Projects	0	0	0	427,607	10,017,723
Debt Service	13,137,301	0	0	0	15,797,801
Other Purposes	0	(3,309,053)	0	0	8,881,595
<b>Total Ending Reserved Fund Balance</b>	<b>13,137,301</b>	<b>(3,309,053)</b>	<b>0</b>	<b>427,607</b>	<b>43,859,840</b>
<b>Ending Unreserved Fund Balance</b>	<b>0</b>	<b>0</b>	<b>0</b>	<b>0</b>	<b>718,238</b>
<b>Total Budget</b>	<b>27,492,401</b>	<b>(1,347,753)</b>	<b>14,076,300</b>	<b>29,585,407</b>	<b>302,959,402</b>

**CITY OF BROKEN ARROW  
FINANCIAL PLAN SUMMARY  
FISCAL YEAR 2018**

DESCRIPTION	GENERAL FUND 10	BROKEN ARROW MUNICIPAL AUTHORITY 20	EXCESS CAPACITY SEWER ESCROW 25	STORMWATER MANAGEMENT CAPITAL 26
<b>Revenues:</b>				
Taxes	43,032,700	0	0	0
Licenses & Permits	1,054,700	0	0	0
Intergovernmental	390,800	0	0	0
Charges For Services	9,495,700	45,531,700	200,000	250,000
Fines, Forfeitures & Assessments	1,924,000	883,600	0	0
Interest	19,500	2,500	400	500
Miscellaneous	1,678,200	40,700	0	0
<b>Total Revenues</b>	<b>57,595,600</b>	<b>46,458,500</b>	<b>200,400</b>	<b>250,500</b>
<b>Other Financing Sources:</b>				
Transfers In	15,676,500	14,506,500	0	0
Bond/Note Proceeds	0	0	0	0
<b>Total Other Financing Sources</b>	<b>15,676,500</b>	<b>14,506,500</b>	<b>0</b>	<b>0</b>
<b>Total Revenues &amp; Sources</b>	<b>73,272,100</b>	<b>60,965,000</b>	<b>200,400</b>	<b>250,500</b>
<b>Beginning Reserved Fund Balance:</b>				
Emergency Reserve	5,450,050	1,162,764	0	0
Compensated Absences	2,549,907	0	0	0
Capital Projects	0	0	711,468	1,044,920
Debt Service	0	0	0	0
Other Purposes	1,727,463	0	0	0
<b>Total Beginning Reserved Fund Balance</b>	<b>9,727,420</b>	<b>1,162,764</b>	<b>711,468</b>	<b>1,044,920</b>
<b>Beginning Unreserved Fund Balance</b>	<b>751,275</b>	<b>0</b>	<b>0</b>	<b>0</b>
<b>Total Sources</b>	<b>83,750,795</b>	<b>62,127,764</b>	<b>911,868</b>	<b>1,295,420</b>
<b>Expenditures</b>				
Personal Services	13,219,900	14,835,460	0	0
Other Services and Charges	4,333,200	12,389,700	0	0
Materials and Supplies	1,380,200	4,679,400	0	0
Capital Outlay	0	3,419,900	100,000	125,000
Fiscal Agent Fees	0	0	0	0
Debt Service	0	7,940,800	0	0
<b>Total Expenditures</b>	<b>18,933,300</b>	<b>43,265,260</b>	<b>100,000</b>	<b>125,000</b>
<b>Other Financing Uses-</b>				
Transfers Out	53,905,900	15,086,500	0	0
Bond Issuance Costs	0	0	0	0
<b>Total Other Financing Uses</b>	<b>53,905,900</b>	<b>15,086,500</b>	<b>0</b>	<b>0</b>
<b>Total Expenditures &amp; Uses</b>	<b>72,839,200</b>	<b>58,351,760</b>	<b>100,000</b>	<b>125,000</b>
<b>Ending Reserved Fund Balance:</b>				
Emergency Reserve	5,339,380	5,821,004	0	0
Compensated Absences	2,549,907	0	0	0
Capital Projects	0	0	811,868	1,170,420
Debt Service	1,813,313	0	0	0
Other Purposes	0	0	0	0
<b>Total Ending Reserved Fund Balance</b>	<b>9,702,600</b>	<b>5,821,004</b>	<b>811,868</b>	<b>1,170,420</b>
<b>Ending Unreserved Fund Balance</b>	<b>1,208,995</b>	<b>(2,045,000)</b>	<b>0</b>	<b>0</b>
<b>Total Budget</b>	<b>83,750,795</b>	<b>62,127,764</b>	<b>911,868</b>	<b>1,295,420</b>

**CITY OF BROKEN ARROW  
FINANCIAL PLAN SUMMARY  
FISCAL YEAR 2018**

DESCRIPTION	CONVENTION & VISITORS BUREAU 27	SALES TAX CAPITAL IMPROVEMENT 30	POLICE ENHANCEMENT 31	PARK AND RECREATION CAPITAL IMPROVEMENT 32
<b>Revenues:</b>				
Taxes	550,200	7,253,300	0	0
Licenses & Permits	0	0	0	0
Intergovernmental	0	0	0	0
Charges For Services	0	0	0	115,000
Fines, Forfeitures & Assessments	0	0	141,400	0
Interest	200	15,000	200	200
Miscellaneous	0	10,000	0	25,000
<b>Total Revenues</b>	<b>550,400</b>	<b>7,278,300</b>	<b>141,600</b>	<b>140,200</b>
<b>Other Financing Sources:</b>				
Transfers In	0	0	0	0
Bond/Note Proceeds	0	0	0	0
<b>Total Other Financing Sources</b>	<b>0</b>	<b>0</b>	<b>0</b>	<b>0</b>
<b>Total Revenues &amp; Sources</b>	<b>550,400</b>	<b>7,278,300</b>	<b>141,600</b>	<b>140,200</b>
<b>Beginning Reserved Fund Balance:</b>				
Emergency Reserve	0	0	0	0
Compensated Absences	0	0	0	0
Capital Projects	0	6,507,301	0	504,106
Debt Service	0	900,000	0	0
Other Purposes	486,327	0	41,930	0
<b>Total Beginning Reserved Fund Balance</b>	<b>486,327</b>	<b>7,407,301</b>	<b>41,930</b>	<b>504,106</b>
<b>Beginning Unreserved Fund Balance</b>	<b>0</b>	<b>0</b>	<b>0</b>	<b>0</b>
<b>Total Sources</b>	<b>1,036,727</b>	<b>14,685,601</b>	<b>183,530</b>	<b>644,306</b>
<b>Expenditures</b>				
Personal Services	0	0	0	0
Other Services and Charges	327,500	0	100,200	0
Materials and Supplies	5,800	0	41,200	0
Capital Outlay	12,000	4,218,500	0	45,000
Fiscal Agent Fees	0	0	0	0
Debt Service	0	1,850,000	0	0
<b>Total Expenditures</b>	<b>345,300</b>	<b>6,068,500</b>	<b>141,400</b>	<b>45,000</b>
<b>Other Financing Uses-</b>				
Transfers Out	270,000	0	0	0
Bond Issuance Costs	0	0	0	0
<b>Total Other Financing Uses</b>	<b>270,000</b>	<b>0</b>	<b>0</b>	<b>0</b>
<b>Total Expenditures &amp; Uses</b>	<b>615,300</b>	<b>6,068,500</b>	<b>141,400</b>	<b>45,000</b>
<b>Ending Reserved Fund Balance:</b>				
Emergency Reserve	0	0	0	0
Compensated Absences	0	0	0	0
Capital Projects	0	7,717,101	0	599,306
Debt Service	0	900,000	0	0
Other Purposes	421,427	0	42,130	0
<b>Total Ending Reserved Fund Balance</b>	<b>421,427</b>	<b>8,617,101</b>	<b>42,130</b>	<b>599,306</b>
<b>Ending Unreserved Fund Balance</b>	<b>0</b>	<b>0</b>	<b>0</b>	<b>0</b>
<b>Total Budget</b>	<b>1,036,727</b>	<b>14,685,601</b>	<b>183,530</b>	<b>644,306</b>



**CITY OF BROKEN ARROW  
FINANCIAL PLAN SUMMARY  
FISCAL YEAR 2018**

DESCRIPTION	CEMETERY CARE 33	STREET AND ALLEY 34	HOUSING AND URBAN DEVELOPMENT 35	E-911 36
<b>Revenues:</b>				
Taxes	0	0	0	0
Licenses & Permits	0	0	0	0
Intergovernmental	0	1,152,000	406,600	0
Charges For Services	35,000	0	0	773,500
Fines, Forfeitures & Assessments	0	0	0	0
Interest	200	200	0	600
Miscellaneous	0	0	0	0
<b>Total Revenues</b>	<b>35,200</b>	<b>1,152,200</b>	<b>406,600</b>	<b>774,100</b>
<b>Other Financing Sources:</b>				
Transfers In	0	0	0	0
Bond/Note Proceeds	0	0	0	0
<b>Total Other Financing Sources</b>	<b>0</b>	<b>0</b>	<b>0</b>	<b>0</b>
<b>Total Revenues &amp; Sources</b>	<b>35,200</b>	<b>1,152,200</b>	<b>406,600</b>	<b>774,100</b>
<b>Beginning Reserved Fund Balance:</b>				
Emergency Reserve	0	0	0	0
Compensated Absences	0	0	0	0
Capital Projects	258,321	0	0	0
Debt Service	0	0	0	0
Other Purposes	0	1,826,957	727,533	1,308,923
<b>Total Beginning Reserved Fund Balance</b>	<b>258,321</b>	<b>1,826,957</b>	<b>727,533</b>	<b>1,308,923</b>
<b>Beginning Unreserved Fund Balance</b>	<b>0</b>	<b>0</b>	<b>0</b>	<b>0</b>
<b>Total Sources</b>	<b>293,521</b>	<b>2,979,157</b>	<b>1,134,133</b>	<b>2,083,023</b>
<b>Expenditures</b>				
Personal Services	0	0	0	0
Other Services and Charges	0	0	58,100	0
Materials and Supplies	0	0	0	0
Capital Outlay	28,000	0	348,500	40,000
Fiscal Agent Fees	0	0	0	0
Debt Service	0	0	0	0
<b>Total Expenditures</b>	<b>28,000</b>	<b>0</b>	<b>406,600</b>	<b>40,000</b>
<b>Other Financing Uses-</b>				
Transfers Out	0	720,000	0	720,000
Bond Issuance Costs	0	0	0	0
<b>Total Other Financing Uses</b>	<b>0</b>	<b>720,000</b>	<b>0</b>	<b>720,000</b>
<b>Total Expenditures &amp; Uses</b>	<b>28,000</b>	<b>720,000</b>	<b>406,600</b>	<b>760,000</b>
<b>Ending Reserved Fund Balance:</b>				
Emergency Reserve	0	0	0	0
Compensated Absences	0	0	0	0
Capital Projects	265,521	0	0	0
Debt Service	0	0	0	0
Other Purposes	0	2,259,157	727,533	1,323,023
<b>Total Ending Reserved Fund Balance</b>	<b>265,521</b>	<b>2,259,157</b>	<b>727,533</b>	<b>1,323,023</b>
<b>Ending Unreserved Fund Balance</b>	<b>0</b>	<b>0</b>	<b>0</b>	<b>0</b>
<b>Total Budget</b>	<b>293,521</b>	<b>2,979,157</b>	<b>1,134,133</b>	<b>2,083,023</b>

**CITY OF BROKEN ARROW  
FINANCIAL PLAN SUMMARY  
FISCAL YEAR 2018**

DESCRIPTION	CRIME PREVENTION 37	POLICE RESERVES 38	BATTLE CREEK GOLF COURSE 40	ALCOHOL ENFORCEMENT 41
<b>Revenues:</b>				
Taxes	0	0	0	0
Licenses & Permits	0	0	0	0
Intergovernmental	80,000	0	0	0
Charges For Services	0	0	1,600,600	22,000
Fines, Forfeitures & Assessments	0	0	0	0
Interest	100	0	200	100
Miscellaneous	0	0	1,200	0
<b>Total Revenues</b>	<b>80,100</b>	<b>0</b>	<b>1,602,000</b>	<b>22,100</b>
<b>Other Financing Sources:</b>				
Transfers In	0	0	0	0
Bond/Note Proceeds	0	0	0	0
<b>Total Other Financing Sources</b>	<b>0</b>	<b>0</b>	<b>0</b>	<b>0</b>
<b>Total Revenues &amp; Sources</b>	<b>80,100</b>	<b>0</b>	<b>1,602,000</b>	<b>22,100</b>
<b>Beginning Reserved Fund Balance:</b>				
Emergency Reserve	0	0	0	0
Compensated Absences	0	0	0	0
Capital Projects	0	0	0	0
Debt Service	0	0	0	0
Other Purposes	169,014	0	(94,065)	82,570
<b>Total Beginning Reserved Fund Balance</b>	<b>169,014</b>	<b>0</b>	<b>(94,065)</b>	<b>82,570</b>
<b>Beginning Unreserved Fund Balance</b>	<b>0</b>	<b>0</b>	<b>0</b>	<b>0</b>
<b>Total Sources</b>	<b>249,114</b>	<b>0</b>	<b>1,507,935</b>	<b>104,670</b>
<b>Expenditures</b>				
Personal Services	0	0	0	0
Other Services and Charges	55,000	0	1,148,800	5,000
Materials and Supplies	5,000	0	424,600	15,000
Capital Outlay	20,000	0	0	0
Fiscal Agent Fees	0	0	0	0
Debt Service	0	0	0	0
<b>Total Expenditures</b>	<b>80,000</b>	<b>0</b>	<b>1,573,400</b>	<b>20,000</b>
<b>Other Financing Uses-</b>				
Transfers Out	0	0	0	0
Bond Issuance Costs	0	0	0	0
<b>Total Other Financing Uses</b>	<b>0</b>	<b>0</b>	<b>0</b>	<b>0</b>
<b>Total Expenditures &amp; Uses</b>	<b>80,000</b>	<b>0</b>	<b>1,573,400</b>	<b>20,000</b>
<b>Ending Reserved Fund Balance:</b>				
Emergency Reserve	0	0	0	0
Compensated Absences	0	0	0	0
Capital Projects	0	0	0	0
Debt Service	0	0	0	0
Other Purposes	169,114	0	(65,465)	84,670
<b>Total Ending Reserved Fund Balance</b>	<b>169,114</b>	<b>0</b>	<b>(65,465)</b>	<b>84,670</b>
<b>Ending Unreserved Fund Balance</b>	<b>0</b>	<b>0</b>	<b>0</b>	<b>0</b>
<b>Total Budget</b>	<b>249,114</b>	<b>0</b>	<b>1,507,935</b>	<b>104,670</b>

**CITY OF BROKEN ARROW  
FINANCIAL PLAN SUMMARY  
FISCAL YEAR 2018**

DESCRIPTION	STREET LIGHTING 42	STREET SALES TAX 43	POLICE SALES TAX 44	FIRE SALES TAX 45
<b>Revenues:</b>				
Taxes	0	3,626,625	2,175,975	2,175,975
Licenses & Permits	0	0	0	0
Intergovernmental	0	0	0	0
Charges For Services	436,000	0	0	0
Fines, Forfeitures & Assessments	0	0	0	0
Interest	400	100	0	0
Miscellaneous	0	3,400	0	0
<b>Total Revenues</b>	<b>436,400</b>	<b>3,630,125</b>	<b>2,175,975</b>	<b>2,175,975</b>
<b>Other Financing Sources:</b>				
Transfers In	0	0	21,857,600	17,681,800
Bond/Note Proceeds	0	0	0	0
<b>Total Other Financing Sources</b>	<b>0</b>	<b>0</b>	<b>21,857,600</b>	<b>17,681,800</b>
<b>Total Revenues &amp; Sources</b>	<b>436,400</b>	<b>3,630,125</b>	<b>24,033,575</b>	<b>19,857,775</b>
<b>Beginning Reserved Fund Balance:</b>				
Emergency Reserve	0	0	0	0
Compensated Absences	0	0	0	0
Capital Projects	0	564,000	0	0
Debt Service	0	0	0	0
Other Purposes	1,050,256	0	1,094,000	293,800
<b>Total Beginning Reserved Fund Balance</b>	<b>1,050,256</b>	<b>564,000</b>	<b>1,094,000</b>	<b>293,800</b>
<b>Beginning Unreserved Fund Balance</b>	<b>0</b>	<b>0</b>	<b>0</b>	<b>0</b>
<b>Total Sources</b>	<b>1,486,656</b>	<b>4,194,125</b>	<b>25,127,575</b>	<b>20,151,575</b>
<b>Expenditures</b>				
Personal Services	0	0	18,871,800	16,530,600
Other Services and Charges	380,000	0	1,694,700	795,000
Materials and Supplies	10,000	0	1,040,500	741,200
Capital Outlay	40,000	3,300,000	1,400,000	790,000
Fiscal Agent Fees	0	0	0	0
Debt Service	0	0	0	0
<b>Total Expenditures</b>	<b>430,000</b>	<b>3,300,000</b>	<b>23,007,000</b>	<b>18,856,800</b>
<b>Other Financing Uses-</b>				
Transfers Out	0	0	0	0
Bond Issuance Costs	0	0	0	0
<b>Total Other Financing Uses</b>	<b>0</b>	<b>0</b>	<b>0</b>	<b>0</b>
<b>Total Expenditures &amp; Uses</b>	<b>430,000</b>	<b>3,300,000</b>	<b>23,007,000</b>	<b>18,856,800</b>
<b>Ending Reserved Fund Balance:</b>				
Emergency Reserve	0	0	0	0
Compensated Absences	0	0	0	0
Capital Projects	0	894,125	0	0
Debt Service	0	0	0	0
Other Purposes	1,056,656	0	2,120,575	1,294,775
<b>Total Ending Reserved Fund Balance</b>	<b>1,056,656</b>	<b>894,125</b>	<b>2,120,575</b>	<b>1,294,775</b>
<b>Ending Unreserved Fund Balance</b>	<b>0</b>	<b>0</b>	<b>0</b>	<b>0</b>
<b>Total Budget</b>	<b>1,486,656</b>	<b>4,194,125</b>	<b>25,127,575</b>	<b>20,151,575</b>

**CITY OF BROKEN ARROW  
FINANCIAL PLAN SUMMARY  
FISCAL YEAR 2018**

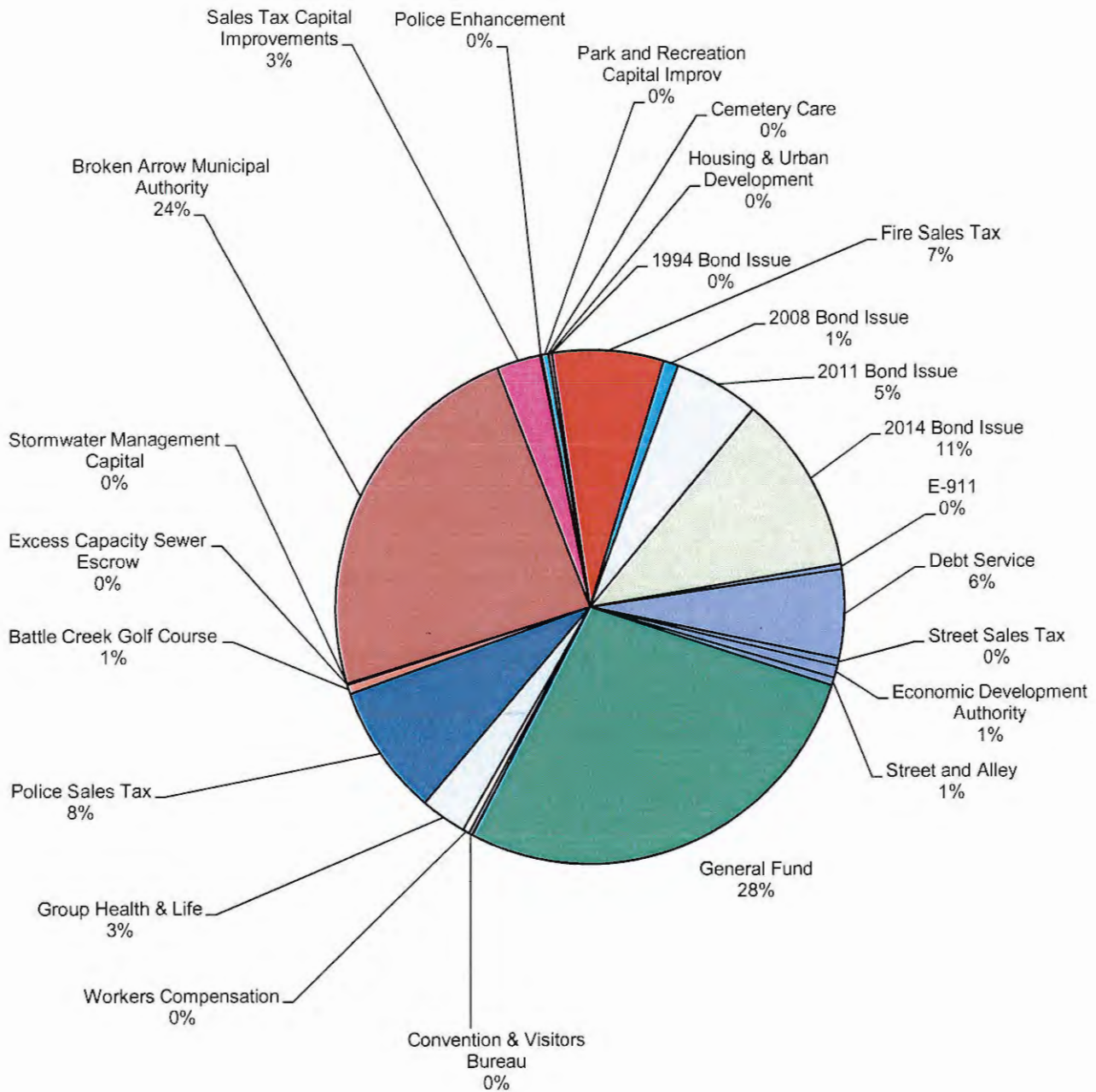
DESCRIPTION	1994 BOND ISSUE 55	2008 BOND ISSUE 59	WORKERS COMPENSATION 60	GROUP HEALTH & LIFE 61
<b>Revenues:</b>				
Taxes	0	0	0	0
Licenses & Permits	0	0	0	0
Intergovernmental	0	0	0	0
Charges For Services	0	0	1,100,000	8,629,100
Fines, Forfeitures & Assessments	0	0	0	0
Interest	1,000	0	1,000	200
Miscellaneous	3,000	0	0	0
<b>Total Revenues</b>	<b>4,000</b>	<b>0</b>	<b>1,101,000</b>	<b>8,629,300</b>
<b>Other Financing Sources:</b>				
Transfers In	0	0	0	0
Bond/Note Proceeds	0	0	0	0
<b>Total Other Financing Sources</b>	<b>0</b>	<b>0</b>	<b>0</b>	<b>0</b>
<b>Total Revenues &amp; Sources</b>	<b>4,000</b>	<b>0</b>	<b>1,101,000</b>	<b>8,629,300</b>
<b>Beginning Reserved Fund Balance:</b>				
Emergency Reserve	0	0	0	0
Compensated Absences	0	0	0	0
Capital Projects	0	0	0	0
Debt Service	0	0	0	0
Other Purposes	173,240	0	1,677,240	2,725,523
<b>Total Beginning Reserved Fund Balance</b>	<b>173,240</b>	<b>0</b>	<b>1,677,240</b>	<b>2,725,523</b>
<b>Beginning Unreserved Fund Balance</b>			<b>0</b>	<b>0</b>
<b>Total Sources</b>	<b>177,240</b>	<b>0</b>	<b>2,778,240</b>	<b>11,354,823</b>
<b>Expenditures</b>				
Personal Services	0	0	0	0
Other Services and Charges	100	0	1,100,000	7,750,000
Materials and Supplies	0	0	0	0
Capital Outlay	15,000	0	0	0
Fiscal Agent Fees	0	0	0	0
Debt Service	0	0	0	0
<b>Total Expenditures</b>	<b>15,100</b>	<b>0</b>	<b>1,100,000</b>	<b>7,750,000</b>
<b>Other Financing Uses-</b>				
Transfers Out	0	0	0	0
Bond Issuance Costs	0	0	0	0
<b>Total Other Financing Uses</b>	<b>0</b>	<b>0</b>	<b>0</b>	<b>0</b>
<b>Total Expenditures &amp; Uses</b>	<b>15,100</b>	<b>0</b>	<b>1,100,000</b>	<b>7,750,000</b>
<b>Ending Reserved Fund Balance:</b>				
Emergency Reserve	0	0	0	0
Compensated Absences	0	0	0	0
Capital Projects	0	0	0	0
Debt Service	0	0	0	0
Other Purposes	162,140	0	1,678,240	3,604,823
<b>Total Ending Reserved Fund Balance</b>	<b>162,140</b>	<b>0</b>	<b>1,678,240</b>	<b>3,604,823</b>
<b>Ending Unreserved Fund Balance</b>	<b>0</b>	<b>0</b>	<b>0</b>	<b>0</b>
<b>Total Budget</b>	<b>177,240</b>	<b>0</b>	<b>2,778,240</b>	<b>11,354,823</b>

**CITY OF BROKEN ARROW  
FINANCIAL PLAN SUMMARY  
FISCAL YEAR 2018**

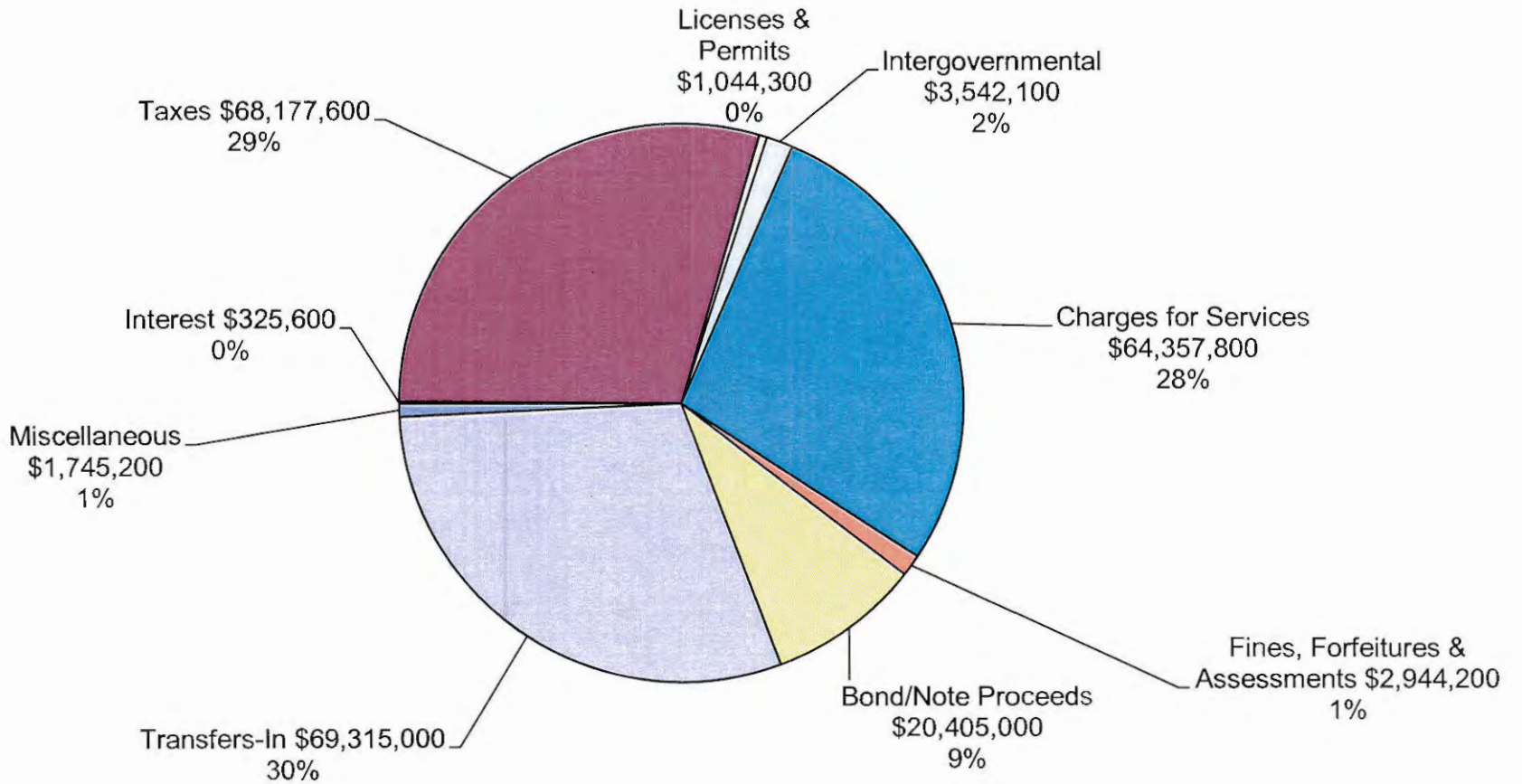
DESCRIPTION	DEBT SERVICE 70	BROKEN ARROW ECONOMIC DEVELOPMENT AUTHORITY 87	2011 BOND ISSUE 91	2014 BOND ISSUE 92	TOTAL
<b>Revenues:</b>					
Taxes	14,535,000	0	0	0	73,349,775
Licenses & Permits	0	0	0	0	1,054,700
Intergovernmental	0	0	0	0	2,029,400
Charges For Services	0	0	0	0	68,188,600
Fines, Forfeitures & Assessments	0	0	0	0	2,949,000
Interest	175,000	400	0	32,000	250,000
Miscellaneous	0	870,000	0	0	2,631,500
<b>Total Revenues</b>	<b>14,710,000</b>	<b>870,400</b>	<b>0</b>	<b>32,000</b>	<b>150,452,975</b>
<b>Other Financing Sources:</b>					
Transfers In	0	1,160,000	0	0	70,882,400
Bond/Note Proceeds	0	0	0	15,000,000	15,000,000
<b>Total Other Financing Sources</b>	<b>0</b>	<b>1,160,000</b>	<b>0</b>	<b>15,000,000</b>	<b>85,882,400</b>
<b>Total Revenues &amp; Sources</b>	<b>14,710,000</b>	<b>2,030,400</b>	<b>0</b>	<b>15,032,000</b>	<b>236,335,375</b>
<b>Beginning Reserved Fund Balance:</b>					
Emergency Reserve	0	0	0	0	6,612,814
Compensated Absences	0	0	0	0	2,549,907
Capital Projects	0	0	0	427,607	10,017,723
Debt Service	13,137,301	0	0	0	14,037,301
Other Purposes	0	(3,309,053)	0	0	9,981,658
<b>Total Beginning Reserved Fund Balance</b>	<b>13,137,301</b>	<b>(3,309,053)</b>	<b>0</b>	<b>427,607</b>	<b>43,199,403</b>
<b>Beginning Unreserved Fund Balance</b>		<b>0</b>	<b>0</b>	<b>0</b>	<b>751,275</b>
<b>Total Sources</b>	<b>27,847,301</b>	<b>(1,278,653)</b>	<b>0</b>	<b>15,459,607</b>	<b>280,286,053</b>
<b>Expenditures</b>					
Personal Services	0	0	0	0	63,457,760
Other Services and Charges	0	1,300,000	0	0	31,437,300
Materials and Supplies	0	0	0	0	8,342,900
Capital Outlay	0	0	0	14,900,000	28,801,900
Fiscal Agent Fees	11,700	0	0	0	11,700
Debt Service	13,830,300	670,200	0	0	24,291,300
<b>Total Expenditures</b>	<b>13,842,000</b>	<b>1,970,200</b>	<b>0</b>	<b>14,900,000</b>	<b>156,342,860</b>
<b>Other Financing Uses-</b>					
Transfers Out	175,000	0	0	0	70,877,400
Bond Issuance Costs	0	0	0	100,000	100,000
<b>Total Other Financing Uses</b>	<b>175,000</b>	<b>0</b>	<b>0</b>	<b>100,000</b>	<b>70,977,400</b>
<b>Total Expenditures &amp; Uses</b>	<b>14,017,000</b>	<b>1,970,200</b>	<b>0</b>	<b>15,000,000</b>	<b>227,320,260</b>
<b>Ending Reserved Fund Balance:</b>					
Emergency Reserve	0	0	0	0	11,160,384
Compensated Absences	0	0	0	0	2,549,907
Capital Projects	0	0	0	459,607	11,917,948
Debt Service	13,830,301	0	0	0	16,543,614
Other Purposes	0	(3,248,853)	0	0	11,629,945
<b>Total Ending Reserved Fund Balance</b>	<b>13,830,301</b>	<b>(3,248,853)</b>	<b>0</b>	<b>459,607</b>	<b>53,801,798</b>
<b>Ending Unreserved Fund Balance</b>	<b>0</b>	<b>0</b>	<b>0</b>	<b>0</b>	<b>(836,005)</b>
<b>Total Budget</b>	<b>27,847,301</b>	<b>(1,278,653)</b>	<b>0</b>	<b>15,459,607</b>	<b>280,286,053</b>



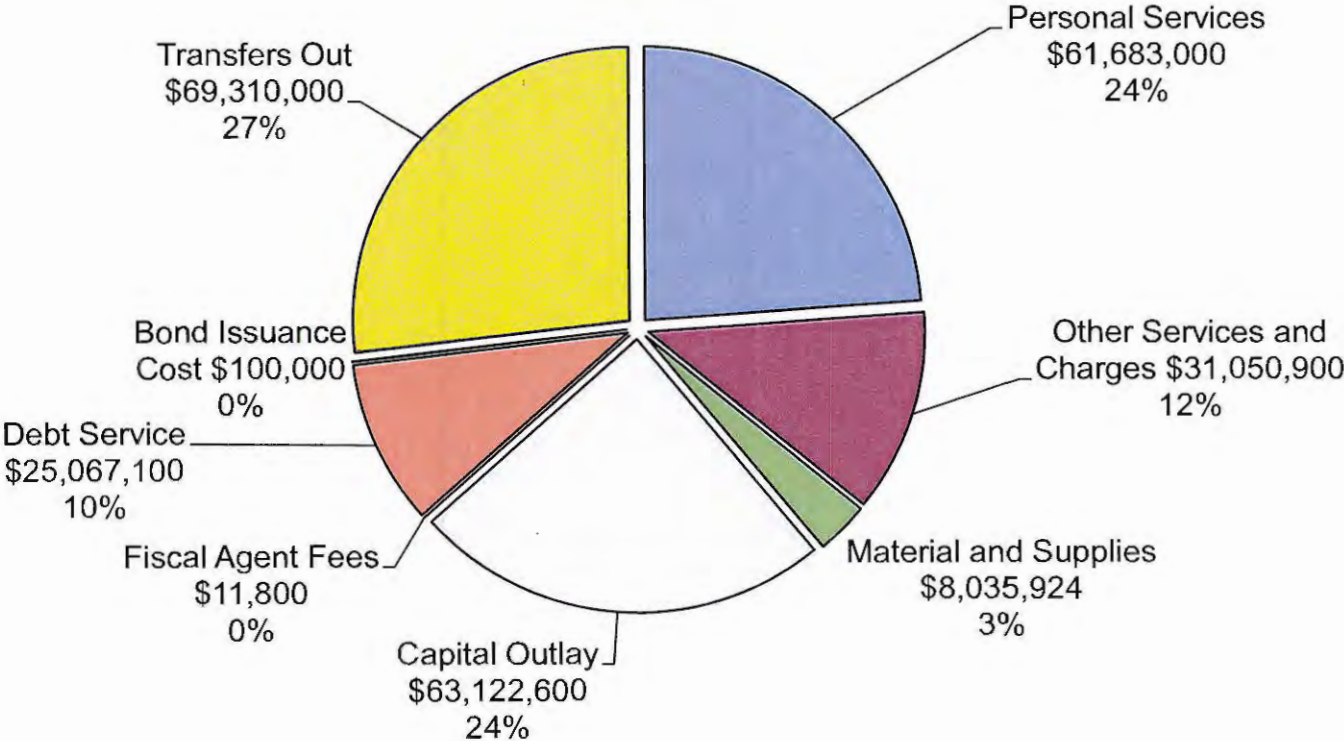
**City of Broken Arrow Budget Summary-Fiscal Year 2016-2017**  
**Total Budget Expenditures and Uses By Fund \$258,381,324**



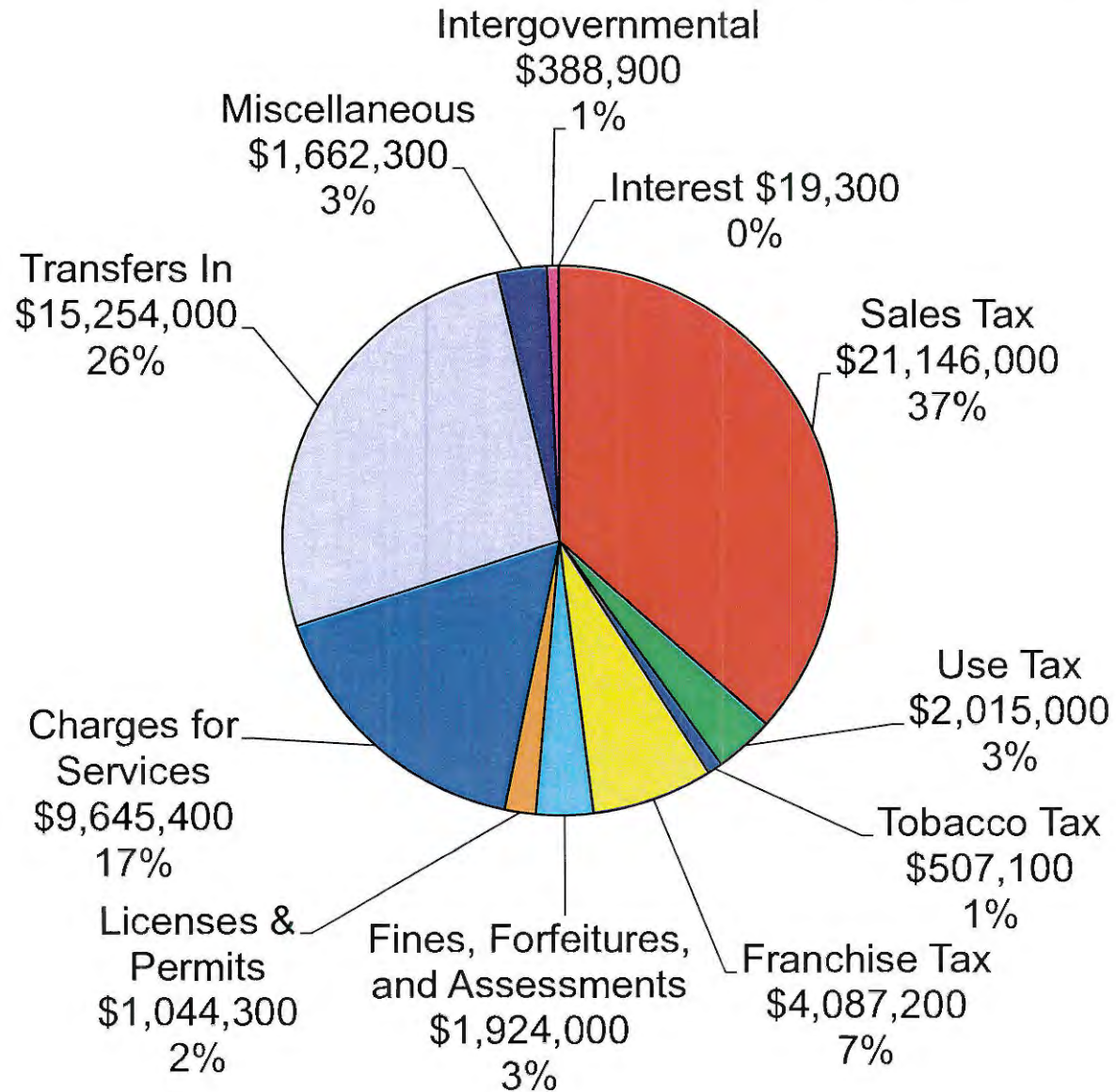
## City of Broken Arrow Revenue Sources- Fiscal Year 2016-2017



# City of Broken Arrow Budget Expenditures-Fiscal Year 2016-2017

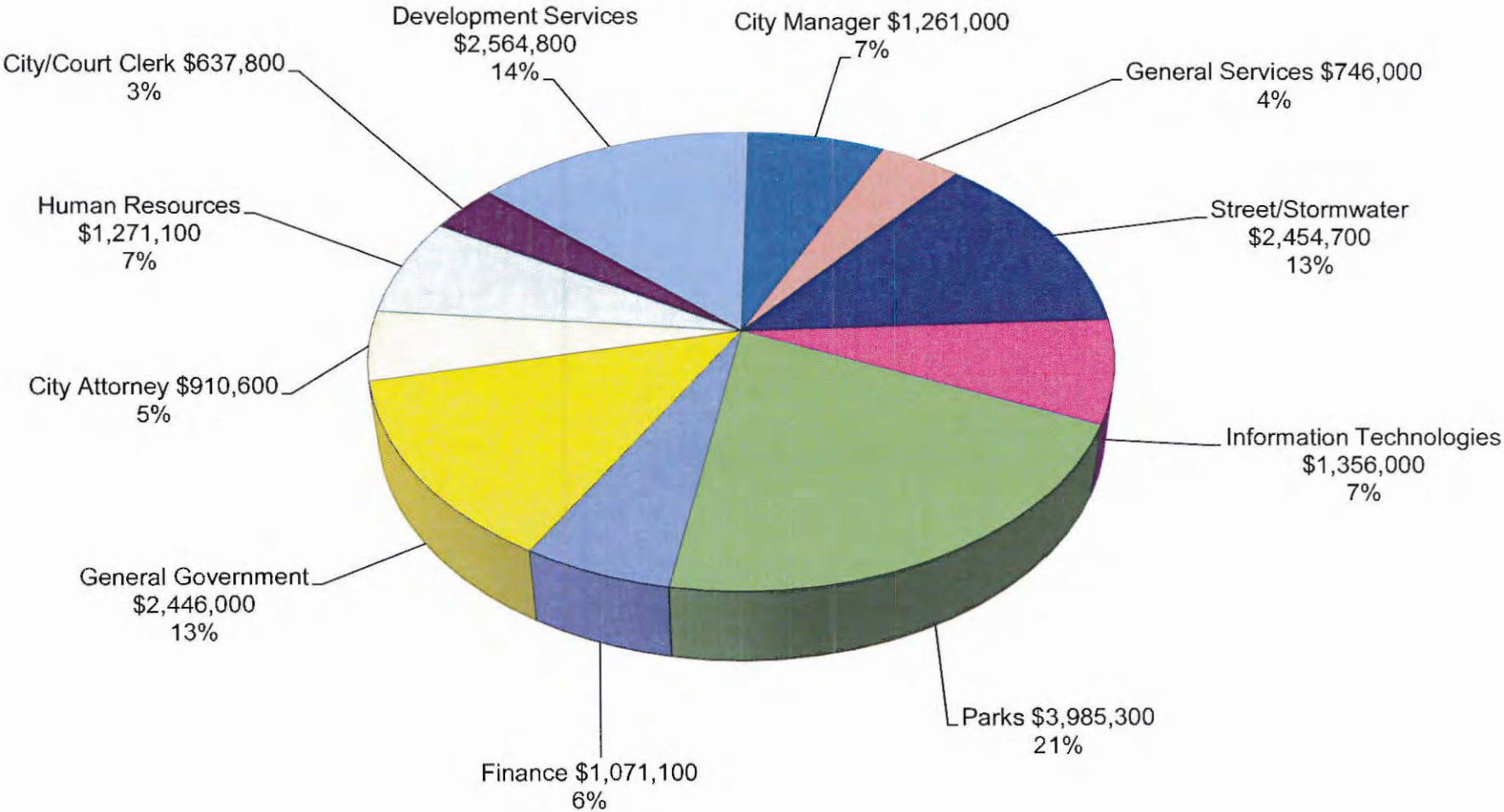


# General Fund Budget Resources 2016-2017



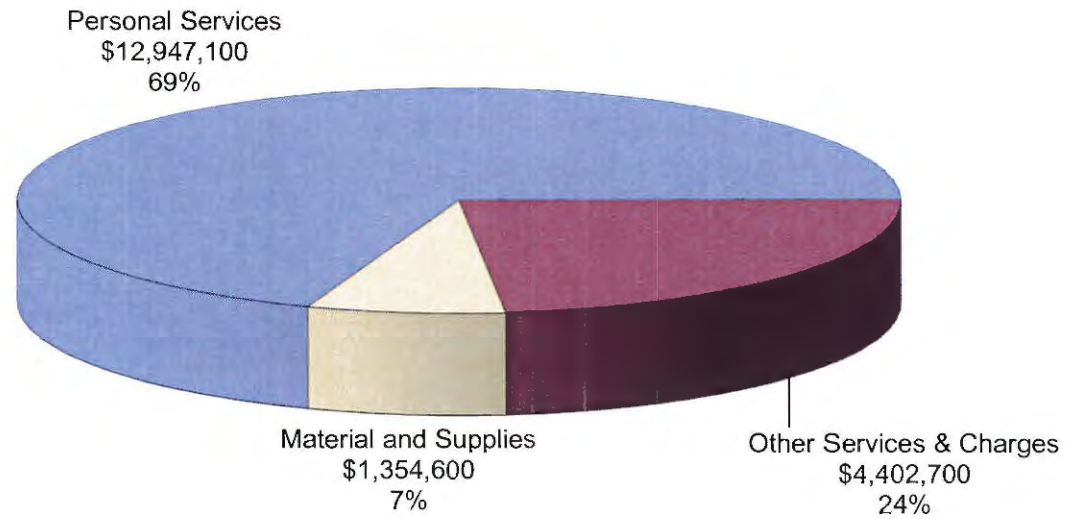


# General Fund Expense By Department 2016-2017

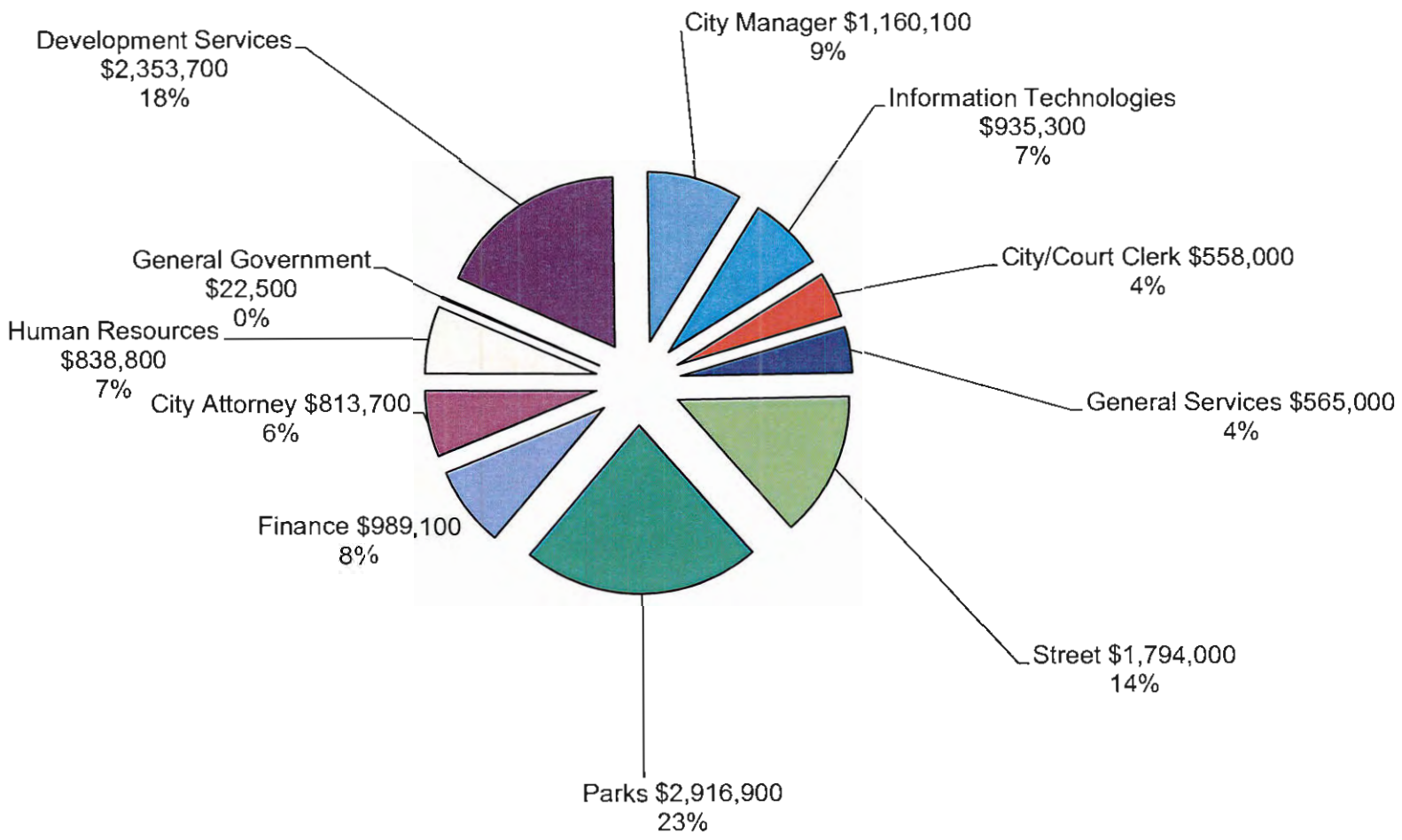




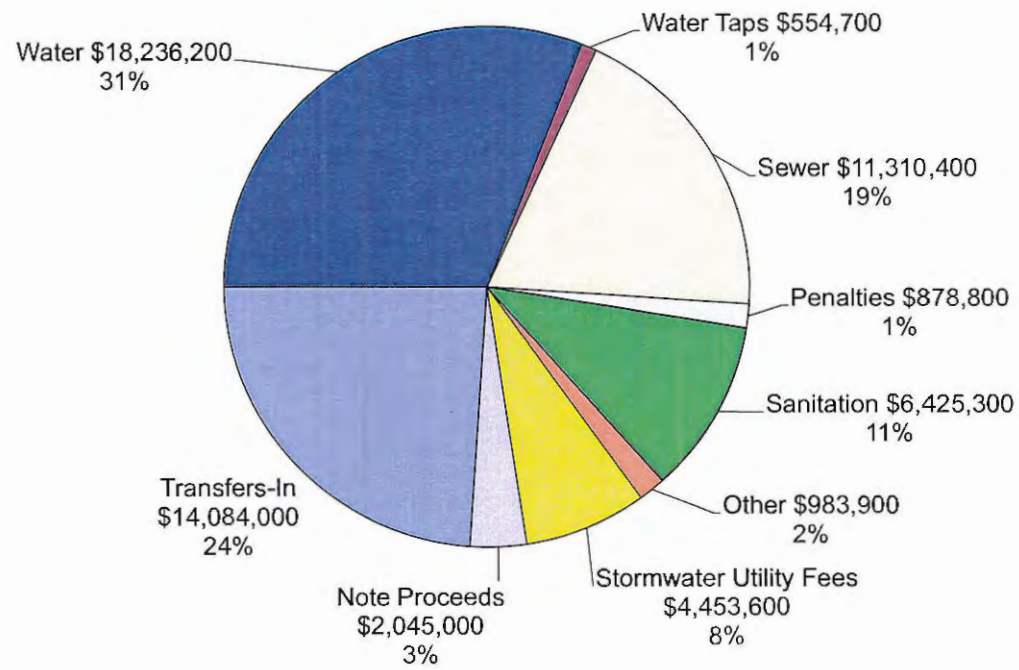
## General Fund Expense By Classification 2016-2017



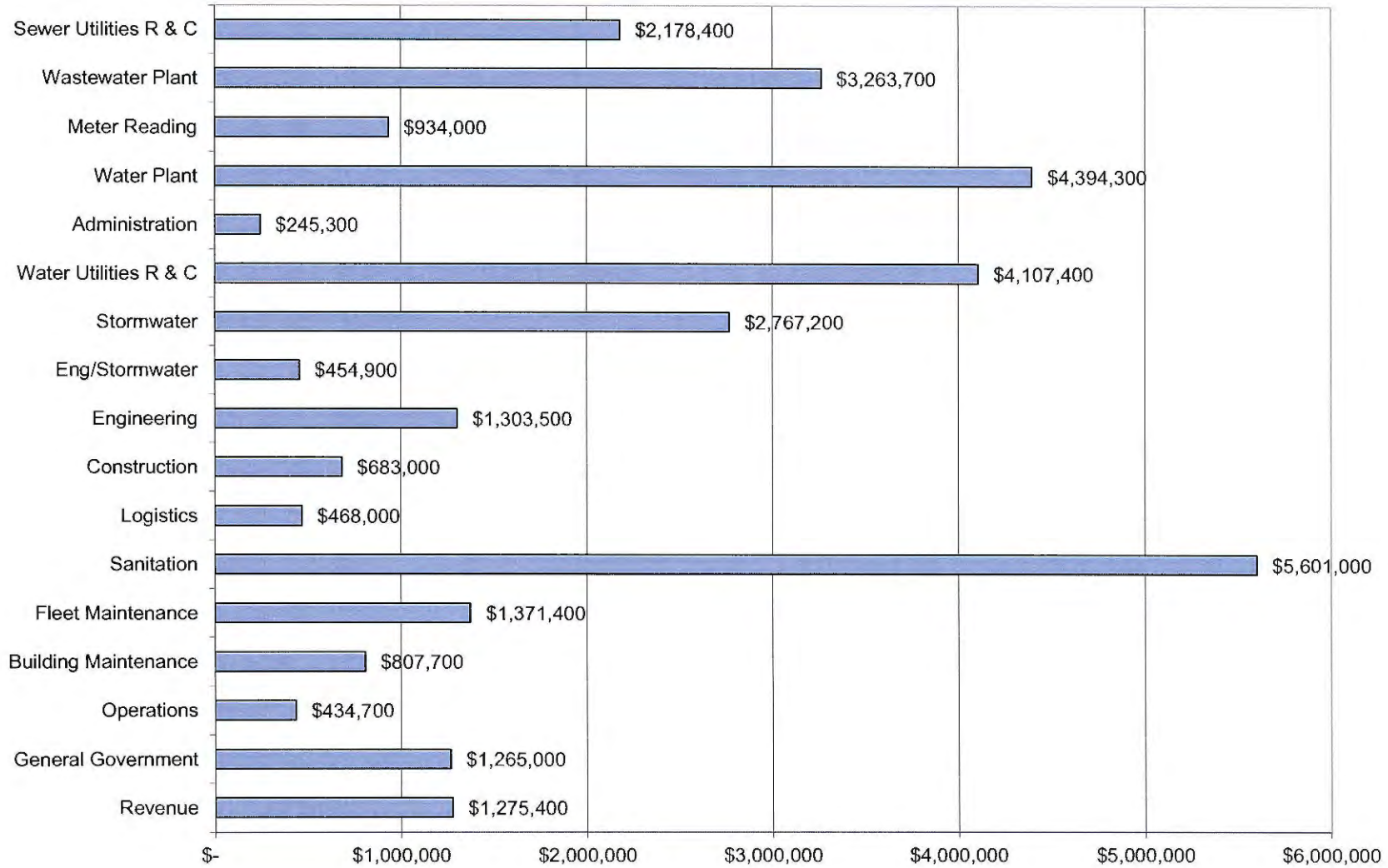
# General Fund Budgeted Personnel Expenditures By Department 2016-2017



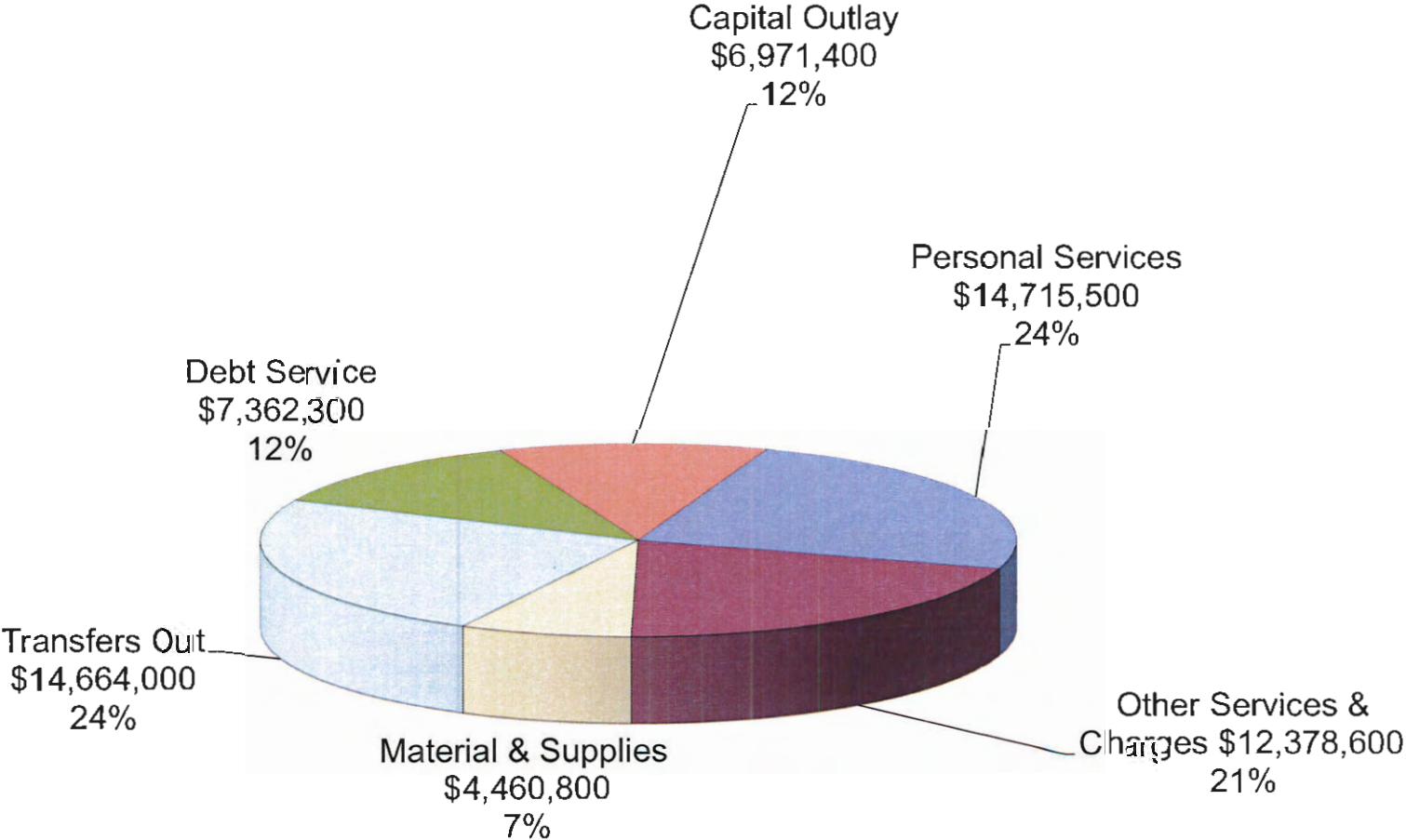
### Broken Arrow Municipal Authority Revenue Resources 2016-2017



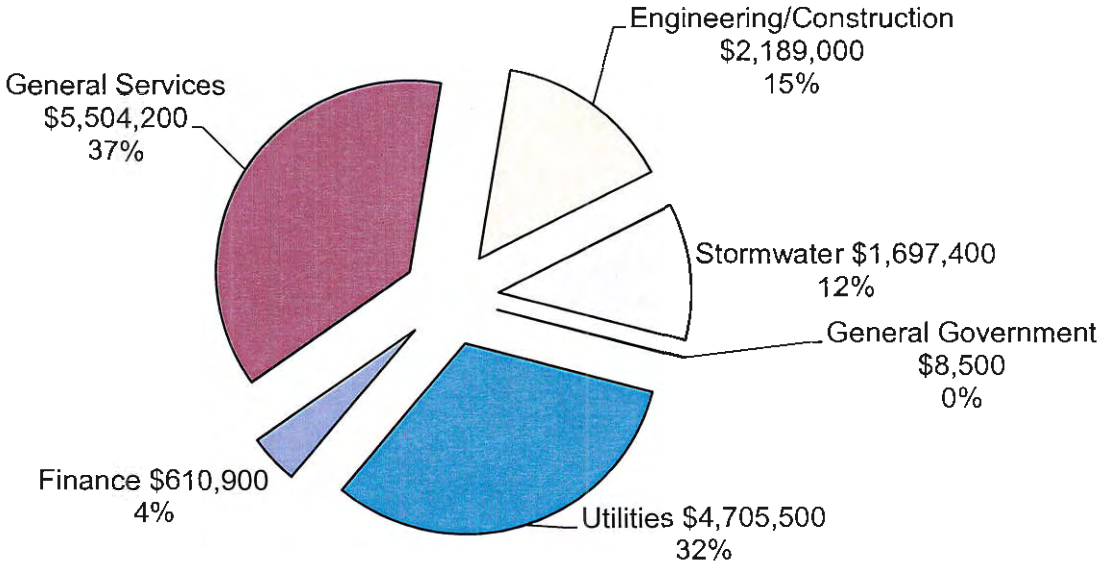
## Broken Arrow Municipal Authority Expense By Division 2016-2017



# Broken Arrow Municipal Authority Expenses By Classification 2016-2017



# Broken Arrow Municipal Authority Budgeted Personnel Expenditures By Department 2016-2017



**City of Broken Arrow  
General Fund  
FY2017**

<b>Position</b>	<b>Budget 2014-2015</b>	<b>Budget 2015-2016</b>	<b>Proposed 2016-2017</b>
<b>CITY MANAGER</b>			
City Manager	1	1	1
Assistant City Manager	1	1	0
Assistant City Manager Administration	0	1	1
Assistant City Manager Operations	0	1	1
Economic Development Coordinator	1	1	1
Director of Communications	1	1	1
Tourism Director	1	1	1
Executive Assistant to the City Manager	1	1	1
Administrative Assistant	1	1	1
Digital Content Specialist	0	1	1
<b>Total Full Time:</b>	<b>7</b>	<b>10</b>	<b>9</b>
Admin Tech (Receptionist) (Part Time)	2	2	2
<b>Total Part Time:</b>	<b>2</b>	<b>2</b>	<b>2</b>
<b>FINANCE</b>			
Finance Director	1	1	1
Controller	1	1	1
Finance Services Manager	1	1	1
Budget Officer	1	2	2
Accountant	2	2	2
Customer Service Coordinator	1	1	1
Accounting Technician	2	2	2
Accounts Payable Technician	1	1	1
<b>Total Full Time:</b>	<b>10</b>	<b>11</b>	<b>11</b>
<b>LEGAL</b>			
City Attorney	1	1	1
Deputy City Attorney	1	1	1
Assistant City Attorney II	2	2	2
Assistant City Attorney I	1	1	1
Paralegal	1	1	1
Administrative Secretary	1	1	1
<b>Total Full Time:</b>	<b>7</b>	<b>7</b>	<b>7</b>
Administrative Assistant (Part Time)	1	1	1
<b>Total Part Time:</b>	<b>1</b>	<b>1</b>	<b>1</b>

City of Broken Arrow  
General Fund  
FY2017

Position	Budget 2014-2015	Budget 2015-2016	Proposed 2016-2017
<b>HUMAN RESOURCES</b>			
Human Resources Director	1	1	1
Compensation & Benefits Manager	1	1	1
Risk Manager	1	1	1
Safety Training Coordinator	1	1	1
Human Resources Specialist	2	2	2
Human Resources Benefit Coordinator	1	1	1
Human Resources Employment Coordinator	1	1	1
Risk Management Technician	1	1	1
Human Resources Coordinator	1	1	1
City Clerk	1	1	1
Deputy City Clerk	1	1	1
Deputy Court Clerk	1	1	1
Court Clerk	3	3	3
<b>Total Full Time:</b>	<b>16</b>	<b>16</b>	<b>16</b>
Presiding Judge (Part Time)	1	1	1
Municipal Judge (Part Time)	1	1	1
Administrative Clerk (Part Time)	1	1	1
<b>Total Part Time:</b>	<b>3</b>	<b>3</b>	<b>3</b>
<b>INFORMATION TECHNOLOGY</b>			
Information Services Manager	1	1	1
Network Systems Manager	1	1	1
Communication Systems Engineer	1	1	1
Network Systems Engineer	2	2	2
Network Security Engineer	1	1	1
Desktop Support Technician	2	2	2
Communication Systems Technician	2	2	2
<b>Total Full Time:</b>	<b>10</b>	<b>10</b>	<b>10</b>
<b>GENERAL SERVICES</b>			
Traffic Signal Manager	1	1	1
Lead Traffic Signal Technician	1	1	1
Sexton	1	1	1
Traffic Signal Technician	3	3	3
Assistant Sexton	1	1	1
Cemetery Maintenance Worker	1	1	1
<b>Total Full Time:</b>	<b>8</b>	<b>8</b>	<b>8</b>
Cemetery Seasonal Laborer	1	1	1
<b>Total Part Time:</b>	<b>1</b>	<b>1</b>	<b>1</b>



City of Broken Arrow  
General Fund  
FY2017

Position	Budget 2014-2015	Budget 2015-2016	Proposed 2016-2017
<b>DEVELOPMENT SERVICES</b>			
Development Services Director	1	1	1
Chief Building Inspector	1	1	1
Plan Development Manager	1	1	1
One Stop Manager	1	1	1
Project Engineer	1	1	1
Senior Planner	2	2	2
Assistant Chief Building Inspector	1	1	1
Commercial Building Plans Examiner	1	1	1
Plans Reviewer	1	1	1
Administrative Clerk Planning	1	1	1
Staff Planner	1	1	1
Building Inspector	6	6	6
Administrative Assistant	2	2	2
Code Enforcement Officer	3	3	3
Permit Clerk	7	7	7
<b>Total Full Time:</b>	<b>30</b>	<b>30</b>	<b>30</b>
Permit Clerk	1	1	1
<b>Total Part Time</b>	<b>1</b>	<b>1</b>	<b>1</b>
<b>POLICE</b>			
Police Chief	1	1	1
Deputy Police Chief	1	1	1
Police Major	3	3	3
Police Captain	7	7	7
Police Sergeant	18	18	18
Police Corporal	6	6	6
Police Officer	100	100	105
<b>Total Sworn Positions:</b>	<b>136</b>	<b>136</b>	<b>141</b>
Emergency Manager	0	0	1
Comm. Dir. / Asst. Emerg. Mgmt. Dir.	1	1	1
Budget Officer	1	1	1
Crime Prevention Specialist	1	1	1
Animal Control Supervisor	1	1	1
Communications Supervisor	3	3	3
Jail Supervisor	4	4	4
Property Room Supervisor	1	1	1
Records Supervisor	1	1	1
Administrative Assistant	1	1	1
Communications Training Officer	3	3	3
Planning and Research Specialist	1	1	1
Administrative Secretary	3	3	3
Animal Control Officer	5	5	5
Communications Officer I	12	12	12
Jailer	12	12	12
Records Clerk	2	2	2
Call Taker (Communications)	4	4	4
<b>Total Non Sworn:</b>	<b>56</b>	<b>56</b>	<b>57</b>
<b>Total Full Time:</b>	<b>192</b>	<b>192</b>	<b>198</b>

City of Broken Arrow  
General Fund  
FY2017

Position	Budget 2014-2015	Budget 2015-2016	Proposed 2016-2017
<b>POLICE (continued)</b>			
Court Marshall (Part Time)	1	1	1
On-Call Jailer	2	2	2
Property Room Technician (Part Time)	1	1	1
<b>Total Part Time:</b>	<b>4</b>	<b>4</b>	<b>4</b>
<b>FIRE</b>			
Fire Chief	1	1	1
Assistant Fire Chief	1	1	1
Deputy Fire Chief	3	3	3
Fire Battalion Chief	3	3	3
Fire Marshall	1	1	1
Fire Training Major	2	2	2
Fire Captain	21	21	21
EMS Officers	3	3	3
Fire Investigator	3	3	3
Fire Plan Reviewer	1	1	1
Training Officer	3	3	3
Fire Lieutenant	21	21	21
All Firefighter Ranks	99	99	99
<b>Total Sworn Positions:</b>	<b>162</b>	<b>162</b>	<b>162</b>
Fire Equipment Technician	1	1	1
Administrative Assistant	1	1	1
Administrative Secretary	1	1	1
<b>Total Non Sworn:</b>	<b>3</b>	<b>3</b>	<b>3</b>
<b>Total Full Time:</b>	<b>165</b>	<b>165</b>	<b>165</b>
Administrative Technician (Part Time)	1	1	1
Fire Prevention Technician (Part Time)	1	1	1
<b>Total Part Time:</b>	<b>2</b>	<b>2</b>	<b>2</b>
<b>STREET</b>			
Director of Street and Stormwater	1	1	1
Street Superintendent	1	1	1
Street Maintenance Supervisor	1	1	1
Crew Chief	3	3	3
Supervisor - Truck Driver Section	1	1	1
Traffic Control Manager	1	1	1
Administrative Assistant	1	1	1
Equipment Operator	2	2	2
Traffic Maintenance Technician	3	3	4
Truck Driver I	7	7	7
Service Worker	4	4	5
<b>Total Full Time:</b>	<b>25</b>	<b>25</b>	<b>27</b>

City of Broken Arrow  
General Fund  
FY2017

Position	Budget 2014-2015	Budget 2015-2016	Proposed 2016-2017
<b>PARKS</b>			
Parks and Recreation Director	1	1	1
Parks Superintendent	0	0	1
Parks Maintenance Manager	1	1	1
Recreation Manager	1	1	1
Events Coordinator	1	1	1
Facilities Supervisor	1	1	1
Grounds Supervisor	3	3	3
Horticulturist	1	1	1
Recreation Center Supervisor	2	2	2
Crew leader - Parks	2	2	2
Horticulture/Forestry Crew Leader	0	0	1
Parks Maintenance Technician	1	1	1
Administrative Assistant	1	1	1
Parks Maintenance Worker	20	20	20
Recreation Assistant	2	2	2
<b>Total Full Time:</b>	<b>37</b>	<b>37</b>	<b>39</b>
Recreation Assistant (Part Time)	8	8	8
Farmers Market Coordinator (Part Time)	1	1	1
<b>Total Part Time:</b>	<b>9</b>	<b>9</b>	<b>9</b>
Park Maintenance Worker	6	6	7
Swim Pool Concession Supervisor	1	1	1
Swim Pool Supervisor	1	1	1
Swim Pool Manager	7	7	7
Swim Pool Assistant	2	2	2
Swim Pool Maintenance	1	1	1
Events Assistant	1	1	1
Lifeguard	56	56	56
Concession Worker	6	6	6
Swim Pool Cashier	2	2	2
<b>Total Seasonal:</b>	<b>83</b>	<b>83</b>	<b>84</b>
<b>GENERAL FUND TOTALS</b>			
<b>Full time</b>			
<b>Non-sworn positions</b>	<b>209</b>	<b>213</b>	<b>217</b>
<b>Sworn positions</b>	<b>298</b>	<b>298</b>	<b>303</b>
<b>Total Full Time</b>	<b>507</b>	<b>511</b>	<b>520</b>
<b>Total Part Time:</b>	<b>22</b>	<b>22</b>	<b>22</b>
<b>Total Seasonal:</b>	<b>83</b>	<b>83</b>	<b>84</b>

City of Broken Arrow  
BAMA  
FY2017

Position	Budget 2014-2015	Budget 2015-2016	Proposed 2016-2017
<b>FINANCE</b>			
Utilities Services Supervisor	1	1	1
Accounting Technicians	0	2	2
Utility Services Clerk	7	7	7
<b>Total Full Time:</b>	<b>8</b>	<b>10</b>	<b>10</b>
<b>GENERAL SERVICES</b>			
General Services Director	1	1	1
Sanitation Manager	1	1	1
Building Maintenance Manager	1	1	1
Fleet Division Manager	1	1	1
Purchasing Manager	1	1	1
Assistant Sanitation Manager	1	1	1
Building Maintenance Supervisor	1	1	1
Mechanic Supervisor	2	2	2
Service Writer	1	1	1
Buyer	3	3	3
Mechanic	12	12	12
Sanitation Supervisor	4	4	4
Administrative Assistant	1	1	1
Building Service Supervisor	2	2	2
Sanitation Crewleader	9	10	11
Administrative Secretary	2	2	2
Fleet Service Technician	2	2	2
Refuse Collection Driver	14	15	16
Building Maintenance Services Coordinator	0	0	1
Building Maintenance Worker	6	6	6
Parts Clerk	2	2	2
Fleet Services Laborer	0	0	1
Refuse Collector	10	11	12
Building Service Worker	3	3	3
<b>Total Full Time:</b>	<b>80</b>	<b>83</b>	<b>88</b>
<b>STORMWATER</b>			
Stormwater Superintendent	1	1	1
Stormwater Maintenance Supervisor	1	1	1
Construction Supervisor	2	2	2
Crew Chief	3	3	3
Equipment Operator	10	10	10
Truck Driver I	2	2	2
Service Worker	8	9	9
<b>Total Full Time:</b>	<b>27</b>	<b>28</b>	<b>28</b>

**City of Broken Arrow**  
**BAMA**  
**FY2017**

<b>Position</b>	<b>Budget 2014-2015</b>	<b>Budget 2015-2016</b>	<b>Proposed 2016-2017</b>
<b>ENGINEERING &amp; CONSTRUCTION</b>			
Director of Engineering and Construction	1	1	1
Engineering Division Manager	1	1	1
Construction Division Manager	1	1	1
Stormwater Division Manager	1	1	1
Project Engineer	4	4	6
Contract Administrator	5	6	6
GIS Analyst	1	2	2
Mapping Coordinator	1	1	1
Right-of-Way Agent	1	1	1
Stormwater Inspector	1	1	1
Engineering Technician	2	2	2
Administrative Assistant	1	1	1
Administrative Secretary	1	1	1
Stormwater Engineer	0	1	1
<b>Total Full Time:</b>	<b>21</b>	<b>24</b>	<b>26</b>
<b>UTILITIES</b>			
Utilities Director	1	1	1
Assistant Utilities Director	1	1	1
Wastewater Plant Manager	1	1	1
Water Plant Manager	1	1	1
Assistant Water Plant Manager	1	1	1
Meter Reader Supervisor	1	1	1
Utilities Water Supervisor	1	1	1
Utilities Const. Supervisor	1	1	1
Utilities Sewer Supervisor	1	1	1
Water Crew Supervisor	13	13	13
Sewer Crew Supervisor	3	3	3
Water Maintenance Mechanic	1	2	2
Wastewater Plant Mechanic	2	2	2
Wastewater Industrial Tech	1	1	1
Water Industrial Tech	1	2	2
Pretreatment Technician	1	1	1
Water Plant Service Worker	1	1	1
Water Quality Technician	1	1	1
Pretreatment Coordinator	1	1	1
Administrative Assistant	1	1	1
Assistant Meter Reader Supervisor	1	1	1
Wastewater Plant Operator	3	3	3
Water Plant Operator	8	9	9
Truck Driver I	5	5	5
Meter Reader	7	7	7
Service Order Technician	1	1	1
Utilities Service Worker	18	18	18
<b>Total Full Time:</b>	<b>78</b>	<b>81</b>	<b>81</b>
<b>BAMA TOTALS</b>			
<b>Total Full-Time</b>	<b>214</b>	<b>226</b>	<b>233</b>

# **CITY OF BROKEN ARROW BUDGET/FINANCIAL PLAN CALENDAR FISCAL YEARS 2017 & 2018**

## **GENERAL ACTIVITIES**

- DECEMBER 2, 2015** Budget Calendar Distributed  
Department Directors and Division Chiefs have access to budget levels.
- JANUARY 19, 2016** Fiscal Year 2016 Financial Planning review to be held at Regularly Scheduled Council meeting and will include the following:  
1) Review the City's financial status as of December 31, 2015  
2) Review projected revenues including new and enhanced.

## **REVENUES**

- JANUARY 29, 2016** Departments Directors to review and propose changes to Manual of Fees and Code Book to City Attorney.
- JANUARY 29, 2016** Finance Department to project initial estimated revenues for Fiscal Year 2016 and initial budgeted revenues for Fiscal Year 2017 & 2018.
- APRIL 15, 2016** Estimated and budgeted revenues finalized.

## **PERSONNEL**

- FEBRUARY 5, 2016** Personnel changes requested for Fiscal Years 2017 and 2018 with explanations submitted to the Assistant City Manager, Human Resources and Finance. These changes can be additions, deletions or reorganizational requests.
- FEBRUARY 19, 2016** Human Resources to provide payroll projections with existing authorized personnel for Fiscal Year 2017 reflecting:  
1) No general pay increase or cost in insurance.  
2) One percent (1%) increase in general pay and insurance.
- MARCH 11, 2016** City Manager to review personnel requests with Department Directors and determine preliminary changes to be included in the proposed Fiscal Year 2017 Budget and Fiscal Year 2018 Financial Plan.
- MARCH 28, 2016** Human Resources to provide payroll projections with preliminary personnel changes for proposed Fiscal Year 2017 Budget.
- MARCH 28, 2016** Human Resources to provide payroll projections with preliminary personnel changes for proposed Fiscal Year 2018 Financial Plan.

**CITY OF BROKEN ARROW  
BUDGET/FINANCIAL PLAN CALENDAR  
FISCAL YEARS 2017 & 2018**

**PERSONNEL (Continued)**

**APRIL 15, 2016** Department Directors will update organizational charts to reflect approved changes. Organizational charts for each Department can be found on the "S" drive under the Budget Folder/FY 2017/ORGANIZATION CHARTS

**EXPENDITURES**

**GENERAL FUND AND BAMA  
ESTIMATED/ACTUAL BUDGET (LEVEL 10)**

**FEBRUARY 26, 2016** Preparation of Estimated Actual Expenditures for Fiscal Year 2016 for all accounts should represent the total amount expected to be spent for Fiscal Year 2016

Entries should be entered in Budget Level 10

See attached for an example of calculating estimated/actual amount for recurring payroll accounts (regular salaries, social security, etc.).

**NOTE:**

**POLICE WILL INPUT ESTIMATED ACTUAL IN FUND 010  
FIRE WILL INPUT ESTIMATED ACTUAL IN FUND 010**

**GENERAL FUND AND BAMA  
FISCAL YEAR 2017 BUDGET (LEVEL 30) 2018 FINANCIAL PLAN (LEVEL 35)  
OPERATIONAL AND CAPITAL OUTLAY ACCOUNTS**

**FEBRUARY 26, 2016** Preparation of Fiscal Year 2017 Budget and Financial Plan 2018 as follows:

- 1) **Payroll accounts for variable pay and overtime only.**  
Human Resources will calculate all other payroll accounts.
- 2) General Fund - Nonpersonnel operating accounts.
- 3) BAMA - Nonpersonnel operating accounts and capital outlay.
- 4) **All numbers should be entered in multiples of \$100.**

**NOTE:**

**POLICE WILL INPUT BUDGET IN FUND 044  
FIRE WILL INPUT BUDGET IN FUND 045**

**FEBRUARY 26, 2016** Finance Department will prepare for all Miscellaneous Funds except:

- 1) Convention & Visitors Bureau (027) - Lori Hill
- 2) Police Enhancement (031) - Police
- 3) Crime Prevention (037) - Police
- 4) Alcohol Enforcement (041) - Police

**CITY OF BROKEN ARROW  
BUDGET/FINANCIAL PLAN CALENDAR  
FISCAL YEARS 2017 & 2018**

**MISCELLANEOUS FUNDS (EXHIBIT D)**

<b>MARCH 11, 2016</b>	Finance completes initial review and prepares budget summary
<b>MARCH 14- APRIL 8, 2016</b>	Departmental budget reviews with City Manager, Assistant City Manager and Finance
<b>APRIL 22, 2016</b>	Final draft of Proposed Budget and Capital Plan published and distributed to City Council, Department Directors and Union representatives. Proposed budget to be presented to City Council at regular City Council meeting by City Manager.
<b>MAY 17, 2016</b>	Proposed Fiscal Year 2017 Budget, Fiscal Year 2018 Financial Plan and Five Year Capital Plan to be presented to the City Council at the regular City Council meeting by City Manager.
<b>NO LATER THAN MAY 23, 2016</b>	Publish Proposed Budget Summary and Notice of Public Hearing
<b>JUNE 6, 2016</b>	Public Hearing on proposed budget.
<b>JUNE 20, 2016</b>	Adoption of Fiscal Year 2017 Budget; Approval of 2018 Financial Plan
<b>JUNE 24, 2016</b>	Deadline for publishing and filing Fiscal Year 2017 Budget with the State Auditor and City Clerk
<b>JULY 1, 2016</b>	Fiscal Year 2017 Begins.



**RESOLUTION NO. 912**

**A RESOLUTION OF THE BROKEN ARROW CITY COUNCIL, ADOPTING THE FY 2016-2017 ANNUAL BUDGET FOR THE CITY IN ACCORDANCE WITH THE PROVISIONS OF THE MUNICIPAL BUDGET ACT**

**WHEREAS**, the provisions of the Municipal Budget Act (11 O.S. §17-201, et seq.) (“Act”) have been adopted by resolution by the City; and,

**WHEREAS**, the Public Hearing process set forth in the Act has been completed; and,

**WHEREAS**, the Act requires the annual budget to be adopted by the governing body of the City by resolution no later than seven (7) days prior to the beginning of the fiscal year;

**NOW, THEREFORE, BE IT RESOLVED BY THE CITY COUNCIL OF THE CITY OF BROKEN ARROW, OKLAHOMA, THAT:**

1. The accompanying budget document sets forth the estimated revenue and appropriations for each fund of the City and is hereby formally adopted by the Broken Arrow City Council.
2. The accompanying budget document complies with the requirements of the Act by including:
  - A complete financial plan for the City, showing revenues and expenditures, past and anticipated
  - Budget Message
  - Budget Summary - All Funds
  - Fund Budget Summaries showing estimates of revenues and expenditures
  - Departmental Appropriations by Account Category
3. In accordance with the Act, the City Council has determined that expenditures and encumbrances may not be authorized that exceed the available appropriation of any department of any fund.
4. Only the City Council may authorize budget amendments involving any supplement, decrease, or inter-departmental transfer of appropriations. The City Manager may authorize budget amendments involving intra-departmental transfers of appropriations.

ADOPTED BY THE BROKEN ARROW CITY COUNCIL THIS \_\_\_\_ DAY OF APRIL, 2016.

\_\_\_\_\_  
MAYOR

ATTEST:

\_\_\_\_\_  
(seal) City Clerk

APPROVED AS TO FORM:

\_\_\_\_\_  
City Attorney

RESOLUTION NO. 912

**A RESOLUTION OF THE BROKEN ARROW CITY COUNCIL, ADOPTING THE FY 2016-2017 ANNUAL BUDGET FOR THE CITY IN ACCORDANCE WITH THE PROVISIONS OF THE MUNICIPAL BUDGET ACT**

**WHEREAS**, the provisions of the Municipal Budget Act (11 O.S. §17-201, et seq.) (“Act”) have been adopted by resolution by the City; and,


**WHEREAS**, the Public Hearing process set forth in the Act has been completed; and,

**WHEREAS**, the Act requires the annual budget to be adopted by the governing body of the City by resolution no later than seven (7) days prior to the beginning of the fiscal year;

**NOW, THEREFORE, BE IT RESOLVED BY THE CITY COUNCIL OF THE CITY OF BROKEN ARROW, OKLAHOMA, THAT:**

1. The accompanying budget document sets forth the estimated revenue and appropriations for each fund of the City and is hereby formally adopted by the Broken Arrow City Council.
2. The accompanying budget document complies with the requirements of the Act by including:
  - A complete financial plan for the City, showing revenues and expenditures, past and anticipated
  - Budget Message
  - Budget Summary - All Funds
  - Fund Budget Summaries showing estimates of revenues and expenditures
  - Departmental Appropriations by Account Category
3. In accordance with the Act, the City Council has determined that expenditures and encumbrances may not be authorized that exceed the available appropriation of any department of any fund.
4. Only the City Council may authorize budget amendments involving any supplement, decrease, or inter-departmental transfer of appropriations. The City Manager may authorize budget amendments involving intra-departmental transfers of appropriations.

ADOPTED BY THE BROKEN ARROW CITY COUNCIL THIS 20<sup>TH</sup> DAY OF JUNE, 2016.





MAYOR

ATTEST:

  
(seal) City Clerk

APPROVED AS TO FORM:

  
City Attorney



**CITY OF BROKEN ARROW**

**GENERAL FUND**

**FY2017 BUDGET**

**FY2018 FINANCIAL PLAN**

**GENERAL FUND REVENUE SUMMARY**  
**FISCAL YEARS 2017 BUDGET & 2018 FINANCIAL PLAN**

DESCRIPTION	ACTUAL 2015	BUDGET 2016	ESTIMATED ACTUAL 2016	BUDGET 2017	FINANCIAL PLAN 2018
<b>Beginning Fund Balance:</b>					
Reserved Fund Balances					
Emergency Reserve Fund Balance	3,102,500	4,162,659	4,162,659	5,939,550	5,450,050
Reserved for Compensated Absences	2,549,907	2,596,708	2,596,708	2,549,907	2,549,907
Reserved for Debt Service	1,582,575	1,677,138	1,677,138	1,677,138	1,727,463
<b>Total Reserved Fund Balances</b>	<b>7,234,982</b>	<b>8,436,505</b>	<b>8,436,505</b>	<b>10,166,595</b>	<b>9,727,420</b>
Unreserved Fund Balance	0	0	0	0	751,275
<b>Total Fund Balance</b>	<b>7,234,982</b>	<b>8,436,505</b>	<b>8,436,505</b>	<b>10,166,595</b>	<b>10,478,695</b>
<b>Taxes</b>					
<b>Sales Tax:</b>					
City	19,680,451	20,010,700	20,530,000	21,146,000	21,780,300
Utility	13,267,342	13,417,100	13,673,800	14,084,000	14,506,500
<b>Total Sales Tax</b>	<b>32,947,793</b>	<b>33,427,800</b>	<b>34,203,800</b>	<b>35,230,000</b>	<b>36,286,800</b>
Use Tax	2,082,021	2,166,600	1,956,300	2,015,000	2,075,400
Tobacco Tax	467,903	465,400	492,300	507,100	522,300
Franchise Tax:	3,948,797	4,292,200	4,027,100	4,087,200	4,148,200
<b>Total Taxes</b>	<b>39,446,514</b>	<b>40,352,000</b>	<b>40,679,500</b>	<b>41,839,300</b>	<b>43,032,700</b>
<b>Other Revenues</b>					
Licenses & Permits	1,190,916	1,149,000	1,033,900	1,044,300	1,054,700
Intergovernmental :	631,591	765,000	454,700	388,900	390,800
Charges for Services	7,339,581	8,378,500	9,501,500	9,645,400	9,495,700
Fines, Forfeitures and Assessments	1,928,658	1,936,500	1,179,800	1,924,000	1,924,000
Interest	18,348	17,900	19,100	19,300	19,500
Miscellaneous	1,182,555	1,224,900	1,632,000	1,662,300	1,678,200
<b>Total Other Revenues</b>	<b>12,291,649</b>	<b>13,471,800</b>	<b>13,821,000</b>	<b>14,684,200</b>	<b>14,562,900</b>
<b>Total Current Revenues</b>	<b>51,738,163</b>	<b>53,823,800</b>	<b>54,500,500</b>	<b>56,523,500</b>	<b>57,595,600</b>
<b>Other Financing Sources:</b>					
Transfers In	14,770,666	14,295,000	14,295,000	15,254,000	15,676,500
<b>Total Revenues</b>	<b>66,508,829</b>	<b>68,118,800</b>	<b>68,795,500</b>	<b>71,777,500</b>	<b>73,272,100</b>
<b>Current Expenditures</b>					
Personal Services	41,816,740	44,202,200	43,839,200	12,947,100	13,219,900
Other Services & Charges	5,206,531	6,033,500	5,936,900	4,402,700	4,333,200
Materials & Supplies	2,740,584	3,135,900	3,035,500	1,354,600	1,380,200
<b>Total Current Expenditures</b>	<b>49,763,855</b>	<b>53,371,600</b>	<b>52,811,600</b>	<b>18,704,400</b>	<b>18,933,300</b>
<b>Other Financing Sources (Uses):</b>					
Transfers Out	14,662,342	13,997,100	14,253,810	52,761,000	53,905,900
Debt Service	881,109	0	0	0	0
<b>Total Other Financing Sources (Uses):</b>	<b>15,543,451</b>	<b>13,997,100</b>	<b>14,253,810</b>	<b>52,761,000</b>	<b>53,905,900</b>
<b>Total Budget</b>	<b>65,307,306</b>	<b>67,368,700</b>	<b>67,065,410</b>	<b>71,465,400</b>	<b>72,839,200</b>
<b>Net Income</b>	<b>1,201,523</b>	<b>750,100</b>	<b>1,730,090</b>	<b>312,100</b>	<b>432,900</b>
<b>Ending Fund Balance:</b>					
Reserved Fund Balances					
Emergency Reserve Fund Balance	4,181,379	4,959,560	5,382,380	5,450,050	5,339,380
Reserved for Compensated Absences	2,596,708	2,549,907	2,549,907	2,549,907	2,549,907
Reserved for Debt Service	1,658,418	1,677,138	1,709,225	1,760,500	1,813,313
<b>Total Reserved Fund Balances</b>	<b>8,436,505</b>	<b>9,186,605</b>	<b>9,641,512</b>	<b>9,760,457</b>	<b>9,702,600</b>
Unreserved Fund Balance	0	0	525,083	718,238	1,208,995
<b>Total Fund Balance</b>	<b>8,436,505</b>	<b>9,186,605</b>	<b>10,166,595</b>	<b>10,478,695</b>	<b>10,911,595</b>

**GENERAL FUND  
REVENUE DETAIL  
FISCAL YEARS 2017 BUDGET & 2018 FINANCIAL PLAN**

DESCRIPTION	ACTUAL REVENUES 2015	BUDGETED REVENUES 2016	ESTIMATED REVENUES 2016	BUDGETED REVENUES 2017	FINANCIAL PLAN 2018
<b>Franchise Tax:</b>					
Electric	1,548,265	1,793,000	1,511,700	1,534,400	1,557,400
Gas	911,811	1,122,800	991,600	1,006,400	1,021,500
Cable Television	1,405,853	1,291,400	1,459,800	1,481,700	1,504,000
Telephone	82,868	85,000	64,000	64,700	65,300
<b>Total Franchise Tax</b>	<b>3,948,797</b>	<b>4,292,200</b>	<b>4,027,100</b>	<b>4,087,200</b>	<b>4,148,200</b>
<b>Licenses &amp; Permits:</b>					
Occupational Licenses	221,306	187,400	207,600	209,700	211,800
Peddlers Licenses	1,370	1,500	1,900	1,900	1,900
Food Licenses	46,109	23,400	16,800	17,000	17,100
Other Fees	123,541	122,100	101,100	102,100	103,200
Building Permits	798,590	814,600	706,500	713,600	720,700
<b>Total Licenses &amp; Permits</b>	<b>1,190,916</b>	<b>1,149,000</b>	<b>1,033,900</b>	<b>1,044,300</b>	<b>1,054,700</b>
<b>Intergovernmental :</b>					
Intergovernmental	450,070	580,000	267,700	200,000	200,000
Alcoholic Beverage Tax	181,521	185,000	187,000	188,900	190,800
<b>Total Intergovernmental</b>	<b>631,591</b>	<b>765,000</b>	<b>454,700</b>	<b>388,900</b>	<b>390,800</b>
<b>Fines, Forfeitures and Assessments:</b>					
Court Fines/Returned Check Fees	1,927,247	1,900,000	1,166,200	1,900,000	1,900,000
Assessment Districts	1,411	36,500	13,600	24,000	24,000
<b>Total Fines, Forfeitures and Assessments</b>	<b>1,928,658</b>	<b>1,936,500</b>	<b>1,179,800</b>	<b>1,924,000</b>	<b>1,924,000</b>
<b>Charges for Services:</b>					
Planning and Zoning	60,749	53,600	116,300	117,500	118,600
Sale Of Material	39,396	44,700	14,800	15,000	15,100
BAMA PILOT	2,829,091	2,930,100	2,862,900	2,933,800	3,464,100
BAMA Overhead Charge	1,013,953	810,100	810,100	720,000	0
Rural Fire Runs	2,573	3,000	5,300	5,300	5,400
Inspection Fees	584,331	567,800	552,100	557,600	563,200
Ambulance Revenue	2,037,031	2,000,000	2,642,700	2,669,100	2,695,800
LifeRide	0	1,255,200	1,850,000	1,973,300	1,973,300
Training	0	0	0	0	0
Special Events	3,775	2,700	6,300	6,300	6,400
Cemetery Fee	113,169	120,800	127,100	128,300	129,600
Animal Control Fees	52,820	48,300	65,500	66,200	66,900
Nuisance Abatement	40,804	67,100	6,500	6,600	6,600
Parks and Recreation	235,968	208,200	191,800	193,700	195,600
Swimming Pools	246,099	186,700	169,600	171,300	173,000
Administrative Fees	23,447	22,900	13,500	13,700	13,800
Juvenile Court	56,375	57,300	67,000	67,700	68,300
<b>Total Charges for Services</b>	<b>7,339,581</b>	<b>8,378,500</b>	<b>9,501,500</b>	<b>9,645,400</b>	<b>9,495,700</b>

**GENERAL FUND  
REVENUE DETAIL  
FISCAL YEARS 2017 BUDGET & 2018 FINANCIAL PLAN**

DESCRIPTION	ACTUAL REVENUES 2015	BUDGETED REVENUES 2016	ESTIMATED REVENUES 2016	BUDGETED REVENUES 2017	FINANCIAL PLAN 2018
<b>Miscellaneous:</b>					
Rental Property	1,086,128	1,132,100	1,220,300	1,232,500	1,244,900
Donations	15,476	15,000	25,600	26,100	26,100
Miscellaneous	46,733	45,200	352,100	355,700	359,200
Insurance Proceeds	34,218	32,600	34,000	48,000	48,000
<b>Total Miscellaneous</b>	<b>1,182,555</b>	<b>1,224,900</b>	<b>1,632,000</b>	<b>1,662,300</b>	<b>1,678,200</b>
<b>Transfers In:</b>					
BAMA	12,660,600	12,450,000	12,450,000	14,084,000	14,506,500
Conference & Visitors Board	545,000	230,000	230,000	275,000	275,000
Street and Alley	720,000	720,000	720,000	720,000	720,000
E-911	710,000	720,000	720,000	0	0
Sinking Fund	135,066	175,000	175,000	175,000	175,000
<b>Total Transfers In</b>	<b>14,770,666</b>	<b>14,295,000</b>	<b>14,295,000</b>	<b>15,254,000</b>	<b>15,676,500</b>

**GENERAL FUND  
ACTUAL EXPENDITURES  
FISCAL YEAR 2015**

DEPARTMENT/DIVISION	PERSONAL SERVICES	OTHER SERVICES & CHARGES	MATERIALS AND SUPPLIES	DEBT SERVICE	TOTAL
<b>CITY MANAGER</b>					
CITY MANAGER	793,025	43,259	1,967	0	838,251
COMMUNICATIONS	0	0	0		0
<b>TOTAL CITY MANAGER</b>	<b>793,025</b>	<b>43,259</b>	<b>1,967</b>	<b>0</b>	<b>838,251</b>
<b>FINANCE - ACCOUNTING</b>	<b>727,552</b>	<b>55,204</b>	<b>9,034</b>	<b>0</b>	<b>791,790</b>
<b>CITY ATTORNEY</b>	<b>687,165</b>	<b>68,355</b>	<b>42,705</b>	<b>0</b>	<b>798,225</b>
<b>HUMAN RESOURCES:</b>					
HUMAN RESOURCES	342,810	143,413	3,693	0	489,916
RISK MANAGEMENT	218,123	15,614	4,805	0	238,542
<b>TOTAL HUMAN RESOURCES</b>	<b>560,933</b>	<b>159,027</b>	<b>8,498</b>	<b>0</b>	<b>728,458</b>
<b>INFORMATION TECHNOLOGIES</b>	<b>875,701</b>	<b>261,161</b>	<b>19,153</b>	<b>0</b>	<b>1,156,015</b>
<b>DEVELOPMENT SERVICES:</b>					
ONE STOP CENTER	1,029,255	108,573	19,056	0	1,156,884
PLANNING	587,983	7,905	916	0	596,804
INSPECTIONS	592,916	27,858	19,708	0	640,482
<b>TOTAL DEVELOPMENT SERVICES</b>	<b>2,210,154</b>	<b>144,336</b>	<b>39,680</b>	<b>0</b>	<b>2,394,170</b>
<b>GENERAL GOVERNMENT</b>	<b>9,402</b>	<b>1,848,275</b>	<b>18,754</b>	<b>881,109</b>	<b>2,757,540</b>
<b>CITY/COURT CLERK</b>	<b>503,716</b>	<b>61,397</b>	<b>4,499</b>	<b>0</b>	<b>569,612</b>
<b>POLICE DEPARTMENT:</b>					
POLICE	13,699,610	875,454	649,912	0	15,224,976
COMMUNICATIONS	1,539,415	188,964	26,673	0	1,755,052
JAIL OPERATIONS	832,822	26,156	41,705	0	900,683
ANIMAL CONTROL	334,808	41,544	35,474	0	411,826
RECORDS	140,191	287	3,503	0	143,981
<b>TOTAL POLICE</b>	<b>16,546,846</b>	<b>1,132,405</b>	<b>757,267</b>	<b>0</b>	<b>18,436,518</b>
<b>FIRE DEPARTMENT:</b>					
FIRE	9,729,329	513,853	399,261	0	10,642,443
EMS	3,863,087	174,176	277,886	0	4,315,149
TRAINING	380,822	9,508	12,036	0	402,366
FIRE PREVENTION	577,646	6,992	16,772	0	601,410
<b>TOTAL FIRE</b>	<b>14,550,884</b>	<b>704,529</b>	<b>705,955</b>	<b>0</b>	<b>15,961,368</b>
<b>GENERAL SERVICES:</b>					
CEMETERY	158,665	5,784	12,686	0	177,135
ELECTRICAL	393,979	43,341	79,633	0	516,953
<b>TOTAL GENERAL SERVICES</b>	<b>552,644</b>	<b>49,125</b>	<b>92,319</b>	<b>0</b>	<b>694,088</b>
<b>STREET/STORMWATER</b>	<b>1,409,634</b>	<b>173,599</b>	<b>718,753</b>	<b>0</b>	<b>2,301,986</b>
<b>PARKS:</b>					
PARKS	1,390,472	209,175	210,036	0	1,809,683
MAIN PLACE	0	38,174	2,233	0	40,407
RECREATION	600,317	192,877	76,079	0	869,273
FORESTRY/HORTICULTURE	184,513	15,436	29,712	0	229,661
HISTORICAL MUSEUM	0	37,935	671	0	38,606
SPECIAL EVENTS	213,782	12,262	3,269	0	229,313
<b>TOTAL PARKS</b>	<b>2,389,084</b>	<b>505,859</b>	<b>322,000</b>	<b>0</b>	<b>3,216,943</b>
<b>TOTAL DEPARTMENTAL</b>	<b>41,816,740</b>	<b>5,206,531</b>	<b>2,740,584</b>	<b>881,109</b>	<b>50,644,964</b>
<b>TRANSFERS OUT</b>					
TRANSFERS OUT					
BAMA					13,267,342
BAEDA					1,395,000
<b>TRANSFERS OUT</b>					<b>14,662,342</b>
<b>TOTAL EXPENDITURES/USES</b>	<b>41,816,740</b>	<b>5,206,531</b>	<b>2,740,584</b>	<b>881,109</b>	<b>65,307,306</b>

GENERAL FUND  
BUDGETED EXPENDITURES  
FISCAL YEAR 2016

DEPARTMENT/DIVISION	PERSONAL SERVICES	OTHER SERVICES & CHARGES	MATERIALS AND SUPPLIES	DEBT SERVICE	TOTAL
<b>CITY MANAGER</b>					
CITY MANAGER	767,900	37,700	9,500	0	815,100
COMMUNICATIONS	0	0	0	0	0
<b>TOTAL CITY MANAGER</b>	<b>767,900</b>	<b>37,700</b>	<b>9,500</b>	<b>0</b>	<b>815,100</b>
<b>FINANCE - ACCOUNTING</b>	<b>848,800</b>	<b>63,600</b>	<b>17,400</b>	<b>0</b>	<b>929,800</b>
<b>CITY ATTORNEY</b>	<b>801,100</b>	<b>55,000</b>	<b>40,000</b>	<b>0</b>	<b>896,100</b>
<b>HUMAN RESOURCES:</b>					
HUMAN RESOURCES	505,400	207,200	5,300	0	717,900
RISK MANAGEMENT	238,400	24,500	12,700	0	275,600
<b>TOTAL HUMAN RESOURCES</b>	<b>743,800</b>	<b>231,700</b>	<b>18,000</b>	<b>0</b>	<b>993,500</b>
<b>INFORMATION TECHNOLOGIES</b>	<b>936,300</b>	<b>318,200</b>	<b>25,900</b>	<b>0</b>	<b>1,280,400</b>
<b>DEVELOPMENT SERVICES:</b>					
ONE STOP CENTER	1,100,400	115,600	34,900	0	1,250,900
PLANNING	596,500	13,600	4,000	0	614,100
INSPECTIONS	622,100	24,200	32,200	0	678,500
<b>TOTAL DEVELOPMENT SERVICES</b>	<b>2,319,000</b>	<b>153,400</b>	<b>71,100</b>	<b>0</b>	<b>2,543,500</b>
<b>GENERAL GOVERNMENT</b>	<b>12,500</b>	<b>2,385,600</b>	<b>40,000</b>	<b>0</b>	<b>2,438,100</b>
<b>CITY/COURT CLERK</b>	<b>526,000</b>	<b>62,000</b>	<b>9,000</b>	<b>0</b>	<b>597,000</b>
<b>POLICE DEPARTMENT:</b>					
POLICE	14,189,200	1,019,300	804,900	0	16,013,400
COMMUNICATIONS	1,601,000	221,500	32,800	0	1,855,300
JAIL OPERATIONS	881,200	25,300	55,500	0	962,000
ANIMAL CONTROL	381,200	63,900	55,200	0	500,300
RECORDS	142,700	2,900	5,100	0	150,700
<b>TOTAL POLICE</b>	<b>17,195,300</b>	<b>1,332,900</b>	<b>953,500</b>	<b>0</b>	<b>19,481,700</b>
<b>FIRE DEPARTMENT:</b>					
FIRE	9,619,200	402,600	270,200	0	10,292,000
EMS	4,463,800	218,500	323,900	0	5,006,200
TRAINING	370,200	17,500	18,800	0	406,500
FIRE PREVENTION	694,500	13,400	37,700	0	745,600
<b>TOTAL FIRE</b>	<b>15,147,700</b>	<b>652,000</b>	<b>650,600</b>	<b>0</b>	<b>16,450,300</b>
<b>GENERAL SERVICES:</b>					
CEMETERY	181,000	10,700	18,500	0	210,200
ELECTRICAL	399,700	53,900	91,000	0	544,600
<b>TOTAL GENERAL SERVICES</b>	<b>580,700</b>	<b>64,600</b>	<b>109,500</b>	<b>0</b>	<b>754,800</b>
<b>STREET/STORMWATER - STREET</b>	<b>1,588,100</b>	<b>81,800</b>	<b>758,300</b>	<b>0</b>	<b>2,428,200</b>
<b>PARKS:</b>					
PARKS	1,555,300	191,200	265,900	0	2,012,400
MAIN PLACE	0	48,600	4,100	0	52,700
RECREATION	672,400	231,400	105,600	0	1,009,400
FORESTRY/HORTICULTURE	277,300	40,400	42,000	0	359,700
HISTORICAL MUSEUM	0	47,400	3,500	0	50,900
SPECIAL EVENTS	230,000	36,000	12,000	0	278,000
<b>TOTAL PARKS</b>	<b>2,735,000</b>	<b>595,000</b>	<b>433,100</b>	<b>0</b>	<b>3,763,100</b>
<b>TOTAL DEPARTMENTAL</b>	<b>44,202,200</b>	<b>6,033,500</b>	<b>3,135,900</b>	<b>0</b>	<b>53,371,600</b>
<b>TRANSFERS OUT</b>					
TRANSFERS OUT					
BAMA					13,417,100
BAEDA					580,000
<b>TRANSFERS OUT</b>					<b>13,997,100</b>
<b>TOTAL EXPENDITURES/USES</b>	<b>44,202,200</b>	<b>6,033,500</b>	<b>3,135,900</b>	<b>0</b>	<b>67,368,700</b>



GENERAL FUND  
ESTIMATED ACTUAL  
FISCAL YEAR 2016

DEPARTMENT/DIVISION	PERSONAL SERVICES	OTHER SERVICES & CHARGES	MATERIALS AND SUPPLIES	DEBT SERVICE	TOTAL
<b>CITY MANAGER</b>					
CITY MANAGER	796,900	29,800	12,100	0	838,800
COMMUNICATIONS	0	0	0	0	0
<b>TOTAL CITY MANAGER</b>	<b>796,900</b>	<b>29,800</b>	<b>12,100</b>	<b>0</b>	<b>838,800</b>
<b>FINANCE - ACCOUNTING</b>	<b>785,100</b>	<b>62,300</b>	<b>18,300</b>	<b>0</b>	<b>865,700</b>
<b>CITY ATTORNEY</b>	<b>709,000</b>	<b>58,700</b>	<b>43,000</b>	<b>0</b>	<b>810,700</b>
<b>HUMAN RESOURCES:</b>					
HUMAN RESOURCES	508,000	192,400	4,600	0	705,000
RISK MANAGEMENT	190,000	22,700	7,400	0	220,100
<b>TOTAL HUMAN RESOURCES</b>	<b>698,000</b>	<b>215,100</b>	<b>12,000</b>	<b>0</b>	<b>925,100</b>
<b>INFORMATION TECHNOLOGIES</b>	<b>877,500</b>	<b>368,600</b>	<b>26,500</b>	<b>0</b>	<b>1,272,600</b>
<b>DEVELOPMENT SERVICES:</b>					
ONE STOP CENTER	921,500	118,700	27,800	0	1,068,000
PLANNING	551,600	11,200	1,800	0	564,600
INSPECTIONS	599,000	19,200	22,200	0	640,400
<b>TOTAL DEVELOPMENT SERVICES</b>	<b>2,072,100</b>	<b>149,100</b>	<b>51,800</b>	<b>0</b>	<b>2,273,000</b>
<b>GENERAL GOVERNMENT</b>	<b>20,500</b>	<b>2,288,700</b>	<b>21,100</b>	<b>0</b>	<b>2,330,300</b>
<b>CITY/COURT CLERK</b>	<b>468,800</b>	<b>34,400</b>	<b>7,900</b>	<b>0</b>	<b>511,100</b>
<b>POLICE DEPARTMENT:</b>					
POLICE	14,049,800	931,600	752,000	0	15,733,400
COMMUNICATIONS	1,548,500	238,300	32,800	0	1,819,600
JAIL OPERATIONS	873,200	22,800	55,500	0	951,500
ANIMAL CONTROL	357,500	54,200	51,700	0	463,400
RECORDS	144,000	2,900	5,100	0	152,000
<b>TOTAL POLICE</b>	<b>16,973,000</b>	<b>1,249,800</b>	<b>897,100</b>	<b>0</b>	<b>19,119,900</b>
<b>FIRE DEPARTMENT:</b>					
FIRE	10,372,300	497,300	400,900	0	11,270,500
EMS	4,448,400	216,700	316,400	0	4,981,500
TRAINING	319,100	11,500	19,500	0	350,100
FIRE PREVENTION	609,600	11,000	21,500	0	642,100
<b>TOTAL FIRE</b>	<b>15,749,400</b>	<b>736,500</b>	<b>758,300</b>	<b>0</b>	<b>17,244,200</b>
<b>GENERAL SERVICES:</b>					
CEMETERY	163,200	7,400	15,800	0	186,400
ELECTRICAL	379,900	54,700	89,500	0	524,100
<b>TOTAL GENERAL SERVICES</b>	<b>543,100</b>	<b>62,100</b>	<b>105,300</b>	<b>0</b>	<b>710,500</b>
<b>STREET/STORMWATER - STREET</b>	<b>1,535,600</b>	<b>106,900</b>	<b>698,800</b>	<b>0</b>	<b>2,341,300</b>
<b>PARKS:</b>					
PARKS	1,490,700	176,100	237,100	0	1,903,900
MAIN PLACE	0	45,300	4,700	0	50,000
RECREATION	602,300	206,300	95,400	0	904,000
FORESTRY/HORTICULTURE	275,100	36,700	33,100	0	344,900
HISTORICAL MUSEUM	0	70,400	1,200	0	71,600
SPECIAL EVENTS	242,100	40,100	11,800	0	294,000
<b>TOTAL PARKS</b>	<b>2,610,200</b>	<b>574,900</b>	<b>383,300</b>	<b>0</b>	<b>3,568,400</b>
<b>TOTAL DEPARTMENTAL</b>	<b>43,839,200</b>	<b>5,936,900</b>	<b>3,035,500</b>	<b>0</b>	<b>52,811,600</b>
<b>TRANSFERS OUT</b>					
TRANSFERS OUT					
BAMA					13,673,810
BAEDA	0	0	0		580,000
<b>TRANSFERS OUT</b>					<b>14,253,810</b>
<b>TOTAL EXPENDITURES/USES</b>	<b>43,839,200</b>	<b>5,936,900</b>	<b>3,035,500</b>	<b>0</b>	<b>67,065,410</b>

**GENERAL FUND BUDGET  
BUDGETED EXPENDITURES  
FISCAL YEAR 2017**

<b>DEPARTMENT/DIVISION</b>	<b>PERSONAL SERVICES</b>	<b>OTHER SERVICES &amp; CHARGES</b>	<b>MATERIALS AND SUPPLIES</b>	<b>DEBT SERVICE</b>	<b>TOTAL</b>
<b>CITY MANAGER</b>					
CITY MANAGER	992,800	40,400	9,500	0	1,042,700
COMMUNICATIONS	167,300	45,200	5,800	0	218,300
<b>TOTAL CITY MANAGER</b>	<b>1,160,100</b>	<b>85,600</b>	<b>15,300</b>	<b>0</b>	<b>1,261,000</b>
<b>FINANCE - ACCOUNTING</b>	<b>989,100</b>	<b>65,100</b>	<b>16,900</b>	<b>0</b>	<b>1,071,100</b>
<b>CITY ATTORNEY</b>	<b>813,700</b>	<b>56,900</b>	<b>40,000</b>	<b>0</b>	<b>910,600</b>
<b>HUMAN RESOURCES:</b>					
HUMAN RESOURCES	614,300	348,500	14,400	0	977,200
RISK MANAGEMENT	224,500	56,200	13,200	0	293,900
<b>TOTAL HUMAN RESOURCES</b>	<b>838,800</b>	<b>404,700</b>	<b>27,600</b>	<b>0</b>	<b>1,271,100</b>
<b>INFORMATION TECHNOLOGIES</b>	<b>935,300</b>	<b>390,500</b>	<b>30,200</b>	<b>0</b>	<b>1,356,000</b>
<b>DEVELOPMENT SERVICES:</b>					
ONE STOP CENTER	1,096,200	106,100	21,100	0	1,223,400
PLANNING	640,800	14,600	6,100	0	661,500
INSPECTIONS	616,700	28,800	34,400	0	679,900
<b>TOTAL DEVELOPMENT SERVICES</b>	<b>2,353,700</b>	<b>149,500</b>	<b>61,600</b>	<b>0</b>	<b>2,564,800</b>
<b>GENERAL GOVERNMENT</b>	<b>22,500</b>	<b>2,396,000</b>	<b>27,500</b>	<b>0</b>	<b>2,446,000</b>
<b>CITY/COURT CLERK</b>	<b>558,000</b>	<b>70,000</b>	<b>9,800</b>	<b>0</b>	<b>637,800</b>
<b>GENERAL SERVICES:</b>					
CEMETERY	171,000	11,600	17,900	0	200,500
ELECTRICAL	394,000	59,600	91,900	0	545,500
<b>TOTAL GENERAL SERVICES</b>	<b>565,000</b>	<b>71,200</b>	<b>109,800</b>	<b>0</b>	<b>746,000</b>
<b>STREET/STORMWATER - STREET</b>	<b>1,794,000</b>	<b>83,600</b>	<b>577,100</b>	<b>0</b>	<b>2,454,700</b>
<b>PARKS:</b>					
PARKS	1,752,200	204,600	269,400	0	2,226,200
MAIN PLACE	0	49,100	5,600	0	54,700
RECREATION	682,700	228,500	100,800	0	1,012,000
FORESTRY/HORTICULTURE	351,900	42,100	40,700	0	434,700
HISTORICAL MUSEUM	0	51,700	3,500	0	55,200
SPECIAL EVENTS	130,100	53,600	18,800	0	202,500
<b>TOTAL PARKS</b>	<b>2,916,900</b>	<b>629,600</b>	<b>438,800</b>	<b>0</b>	<b>3,985,300</b>
<b>TOTAL DEPARTMENTAL</b>	<b>12,947,100</b>	<b>4,402,700</b>	<b>1,354,600</b>	<b>0</b>	<b>18,704,400</b>
<b>TRANSFERS OUT</b>					
TRANSFERS OUT					
BAMA					14,084,000
BAEDA					580,000
PUBLIC SAFETY SALES TAX:					
POLICE					20,744,200
FIRE					17,352,800
<b>TRANSFERS OUT</b>					<b>52,761,000</b>
<b>TOTAL EXPENDITURES/USES</b>	<b>12,947,100</b>	<b>4,402,700</b>	<b>1,354,600</b>	<b>0</b>	<b>71,465,400</b>

**GENERAL FUND BUDGET  
BUDGETED EXPENDITURES  
FISCAL YEAR 2018**

<b>DEPARTMENT/DIVISION</b>	<b>PERSONAL SERVICES</b>	<b>OTHER SERVICES &amp; CHARGES</b>	<b>MATERIALS AND SUPPLIES</b>	<b>DEBT SERVICE</b>	<b>TOTAL</b>
<b>CITY MANAGER</b>					
CITY MANAGER	1,021,900	41,300	9,800	0	1,073,000
COMMUNICATIONS	172,500	46,300	5,900	0	224,700
<b>TOTAL CITY MANAGER</b>	<b>1,194,400</b>	<b>87,600</b>	<b>15,700</b>	<b>0</b>	<b>1,297,700</b>
<b>FINANCE - ACCOUNTING</b>	<b>1,019,000</b>	<b>67,200</b>	<b>17,200</b>	<b>0</b>	<b>1,103,400</b>
<b>CITY ATTORNEY</b>	<b>838,200</b>	<b>55,200</b>	<b>41,100</b>	<b>0</b>	<b>934,500</b>
<b>HUMAN RESOURCES:</b>					
HUMAN RESOURCES	632,600	345,300	14,800	0	992,700
RISK MANAGEMENT	231,300	57,800	13,500	0	302,600
<b>TOTAL HUMAN RESOURCES</b>	<b>863,900</b>	<b>403,100</b>	<b>28,300</b>	<b>0</b>	<b>1,295,300</b>
<b>INFORMATION TECHNOLOGIES</b>	<b>963,700</b>	<b>398,400</b>	<b>30,800</b>	<b>0</b>	<b>1,392,900</b>
<b>DEVELOPMENT SERVICES:</b>					
ONE STOP CENTER	1,129,100	108,500	21,500	0	1,259,100
PLANNING	659,700	14,800	6,200	0	680,700
INSPECTIONS	635,200	29,300	35,200	0	699,700
<b>TOTAL DEVELOPMENT SERVICES</b>	<b>2,424,000</b>	<b>152,600</b>	<b>62,900</b>	<b>0</b>	<b>2,639,500</b>
<b>GENERAL GOVERNMENT</b>	<b>22,900</b>	<b>2,287,100</b>	<b>27,700</b>	<b>0</b>	<b>2,337,700</b>
<b>CITY/COURT CLERK</b>	<b>574,700</b>	<b>71,500</b>	<b>10,000</b>	<b>0</b>	<b>656,200</b>
<b>GENERAL SERVICES:</b>					
CEMETERY	176,200	11,600	17,900	0	205,700
ELECTRICAL	406,100	59,600	91,900	0	557,600
<b>TOTAL GENERAL SERVICES</b>	<b>582,300</b>	<b>71,200</b>	<b>109,800</b>	<b>0</b>	<b>763,300</b>
<b>STREET/STORMWATER - STREET</b>	<b>1,747,800</b>	<b>92,600</b>	<b>587,100</b>	<b>0</b>	<b>2,427,500</b>
<b>PARKS:</b>					
PARKS	1,811,800	206,700	273,100	0	2,291,600
MAIN PLACE	0	52,100	7,100	0	59,200
RECREATION	686,700	233,300	103,300	0	1,023,300
FORESTRY/HORTICULTURE	356,400	42,900	42,300	0	441,600
HISTORICAL MUSEUM	0	55,700	5,000	0	60,700
SPECIAL EVENTS	134,100	56,000	18,800	0	208,900
<b>TOTAL PARKS</b>	<b>2,989,000</b>	<b>646,700</b>	<b>449,600</b>	<b>0</b>	<b>4,085,300</b>
<b>TOTAL DEPARTMENTAL</b>	<b>13,219,900</b>	<b>4,333,200</b>	<b>1,380,200</b>	<b>0</b>	<b>18,933,300</b>
<b>TRANSFERS OUT</b>					
TRANSFERS OUT					
BAMA					14,506,500
BAEDA					580,000
PUBLIC SAFETY SALES TAX:					
POLICE					21,137,600
FIRE					17,681,800
<b>TRANSFERS OUT</b>					<b>53,905,900</b>
<b>TOTAL EXPENDITURES/USES</b>	<b>13,219,900</b>	<b>4,333,200</b>	<b>1,380,200</b>	<b>0</b>	<b>72,839,200</b>

**OFFICE OF THE CITY MANAGER**

**DIVISIONS:**

| City Manager

Communications

**PURPOSE:**

To serve as the Chief Executive Officer of the City of Broken Arrow providing for the oversight and administration of all City departments, directing the implementation of policies and programs adopted by the City Council, resolving citizen concerns, representing the City with in the community, region and state as required and recommending the annual budget and policy recommendations for consideration by the City Council. The City Manager's office is also responsible for communications of City business and plans and the coordination of major projects.

**FINANCIAL HIGHLIGHTS**

	<b>FISCAL YEAR 2015 ACTUAL</b>	<b>FISCAL YEAR 2016 BUDGET</b>	<b>FISCAL YEAR 2016 ESTIMATED ACTUAL</b>	<b>FISCAL YEAR 2017 BUDGET</b>	<b>FISCAL YEAR 2018 FINANCIAL PLAN</b>
<b>PERSONAL SERVICES:</b>					
SALARIES & WAGES	617,510	543,900	597,600	843,300	868,600
EMPLOYEE BENEFITS	175,515	224,000	199,300	316,800	325,800
<b>TOTAL PERSONAL SERVICES</b>	<b>793,025</b>	<b>767,900</b>	<b>796,900</b>	<b>1,160,100</b>	<b>1,194,400</b>
<b>OTHER SERVICES &amp; CHARGES</b>					
PROF & TECH SERVICES	7,910	16,800	13,100	42,000	43,000
PROPERTY SERVICES	99	0	0	2,800	2,900
OTHER SERVICES	35,250	20,900	16,700	40,800	41,700
<b>TOTAL OTHER SERVICES &amp; CHARGES</b>	<b>43,259</b>	<b>37,700</b>	<b>29,800</b>	<b>85,600</b>	<b>87,600</b>
<b>MATERIALS &amp; SUPPLIES</b>	<b>1,967</b>	<b>9,500</b>	<b>12,100</b>	<b>15,300</b>	<b>15,700</b>
<b>TOTAL</b>	<b>838,251</b>	<b>815,100</b>	<b>838,800</b>	<b>1,261,000</b>	<b>1,297,700</b>

**CITY OF BROKEN ARROW  
GENERAL FUND  
CITY MANAGER DEPARTMENT  
City Manager's Office**

ACCOUNT NUMBER/DESCRIPTION	FISCAL YEAR	FISCAL YEAR	FISCAL YEAR	FISCAL YEAR	FISCAL YEAR
	2015 ACTUAL	2016 BUDGET	2016 ESTIMATED ACTUAL	2017 BUDGET	2018 FINANCIAL PLAN
010-0300-413.10-04 REGULAR	599,307	514,000	567,500	693,700	714,600
010-0300-413.10-05 VARIABLE PAY PROGRAM	0	0	1,900	3,000	3,000
010-0300-413.10-08 PART TIME & TEMPORARY	16,926	27,900	24,100	27,300	28,200
010-0300-413.10-11 OVERTIME	1,277	2,000	4,100	4,000	4,000
<b>SALARIES AND WAGES</b>	<b>617,510</b>	<b>543,900</b>	<b>597,600</b>	<b>728,000</b>	<b>749,800</b>
010-0300-413.20-10 LONGEVITY	4,700	2,500	2,500	3,600	3,800
010-0300-413.20-12 EDUCATION/PERFORMANCE	1,506	1,500	3,200	2,700	2,700
010-0300-413.20-21 SOCIAL SECURITY	39,633	41,600	45,400	52,200	53,800
010-0300-413.20-22 RETIREMENT	60,595	71,700	60,600	68,700	70,800
010-0300-413.20-26 INSURANCE	60,910	95,200	61,600	111,800	115,200
010-0300-413.20-40 CAR ALLOWANCE	4,413	9,100	9,700	18,600	18,600
010-0300-413.20-41 CELL PHONE ALLOWANCE	2,295	2,400	4,300	7,200	7,200
010-0300-413.20-43 HOUSING ALLOWANCE	1,463	0	12,000	0	0
<b>EMPLOYEE BENEFITS</b>	<b>175,515</b>	<b>224,000</b>	<b>199,300</b>	<b>264,800</b>	<b>272,100</b>
<b>PERSONAL SERVICES</b>	<b>793,025</b>	<b>767,900</b>	<b>796,900</b>	<b>992,800</b>	<b>1,021,900</b>
010-0300-413.30-11 REG. FEES & CERTIFICATION	5,215	11,000	9,000	11,500	11,700
010-0300-413.30-85 MEMBERSHIP DUES	2,695	5,800	3,900	6,300	6,500
010-0300-413.30-87 PROFESSIONAL SERVICES	0	0	200	0	0
<b>PROF &amp; TECH SERVICES</b>	<b>7,910</b>	<b>16,800</b>	<b>13,100</b>	<b>17,800</b>	<b>18,200</b>
010-0300-413.40-55 MAINTENANCE SERVICES	99	0	0	2,800	2,900
<b>PROPERTY SERVICES</b>	<b>99</b>	<b>0</b>	<b>0</b>	<b>2,800</b>	<b>2,900</b>
010-0300-413.50-03 TRAVEL & EXPENSES	7,174	11,700	11,000	11,900	12,100
010-0300-413.50-37 TEMPORARY SERVICES	19,429	5,000	3,800	5,000	5,100
010-0300-413.50-54 OUTSIDE DATA SERVICES	2,122	3,700	1,900	2,400	2,500
010-0300-413.50-85 OVERHEAD FEE	6,120	0	0	0	0
010-0300-413.50-86 MISCELLANEOUS	405	500	0	500	500
<b>OTHER SERVICES</b>	<b>35,250</b>	<b>20,900</b>	<b>16,700</b>	<b>19,800</b>	<b>20,200</b>
<b>OTHER SERVICES &amp; CHARGES</b>	<b>43,259</b>	<b>37,700</b>	<b>29,800</b>	<b>40,400</b>	<b>41,300</b>
010-0300-413.60-03 OFFICE SUPPLIES	1,375	3,500	1,400	3,500	3,600
010-0300-413.60-23 MATERIAL & SUPPLIES	95	2,500	1,700	2,500	2,600
010-0300-413.60-24 OTHER EQUIPMENT	0	2,000	8,500	2,000	2,100
010-0300-413.60-28 BOOKS, MAGS, & SUBSCRIPT.	497	1,500	500	1,500	1,500
<b>MATERIAL &amp; SUPPLIES</b>	<b>1,967</b>	<b>9,500</b>	<b>12,100</b>	<b>9,500</b>	<b>9,800</b>
<b>CITY MANAGER</b>	<b>838,251</b>	<b>815,100</b>	<b>838,800</b>	<b>1,042,700</b>	<b>1,073,000</b>

**CITY OF BROKEN ARROW  
GENERAL FUND  
CITY MANAGER DEPARTMENT  
Communications Division**

ACCOUNT NUMBER/DESCRIPTION	FISCAL YEAR 2015 ACTUAL	FISCAL YEAR 2016 BUDGET	FISCAL YEAR 2016 ESTIMATED ACTUAL	FISCAL YEAR 2017 BUDGET	FISCAL YEAR 2018 FINANCIAL PLAN
010-0310-413.10-04 REGULAR SALARIES AND WAGES	0	0	0	115,300	118,800
	<u>0</u>	<u>0</u>	<u>0</u>	<u>115,300</u>	<u>118,800</u>
010-0310-413.20-21 SOCIAL SECURITY	0	0	0	8,300	8,600
010-0310-413.20-22 RETIREMENT	0	0	0	11,700	12,100
010-0310-413.20-26 INSURANCE	0	0	0	30,800	31,800
010-0310-413.20-41 CELL PHONE ALLOWANCE	0	0	0	1,200	1,200
EMPLOYEE BENEFITS	<u>0</u>	<u>0</u>	<u>0</u>	<u>52,000</u>	<u>53,700</u>
PERSONAL SERVICES	<u>0</u>	<u>0</u>	<u>0</u>	<u>167,300</u>	<u>172,500</u>
010-0310-413.30-11 REG. FEES & CERTIFICATION	0	0	0	1,100	1,200
010-0310-413.30-85 MEMBERSHIP DUES	0	0	0	600	600
010-0310-413.30-87 PROFESSIONAL SERVICES	0	0	0	22,500	23,000
PROF & TECH SERVICES	<u>0</u>	<u>0</u>	<u>0</u>	<u>24,200</u>	<u>24,800</u>
010-0310-413.50-03 TRAVEL & EXPENSES	0	0	0	1,800	1,900
010-0310-413.50-36 PRINTING	0	0	0	8,000	8,200
010-0310-413.50-39 POSTAGE	0	0	0	11,200	11,400
OTHER SERVICES	<u>0</u>	<u>0</u>	<u>0</u>	<u>21,000</u>	<u>21,500</u>
OTHER SERVICES & CHARGES	<u>0</u>	<u>0</u>	<u>0</u>	<u>45,200</u>	<u>46,300</u>
010-0310-413.60-03 OFFICE SUPPLIES	0	0	0	500	500
010-0310-413.60-23 MATERIAL & SUPPLIES	0	0	0	200	200
010-0310-413.60-24 OTHER EQUIPMENT	0	0	0	5,100	5,200
MATERIAL & SUPPLIES	<u>0</u>	<u>0</u>	<u>0</u>	<u>5,800</u>	<u>5,900</u>
COMMUNICATIONS	<u>0</u>	<u>0</u>	<u>0</u>	<u>218,300</u>	<u>224,700</u>
TOTAL CITY MANAGER	<u>838,251</u>	<u>815,100</u>	<u>838,800</u>	<u>1,261,000</u>	<u>1,297,700</u>

## FINANCE DEPARTMENT

**DIVISION -**  
Accounting

**PURPOSE:**

To provide public financial services in accordance with established financial policies including accounting for City revenues, expenditures, assets and liabilities; preparing and administering the annual budget; maintaining the City's investment portfolio; assuring timely payment of the City's bills, claims and debt liabilities; developing and monitoring the City's annual capital plan; maintaining and providing copies of all official financial documents; accounting for and obtaining reimbursement for Federal and State grants and loans; and developing and implementing financial policies and programs consistent with legal requirements.

### FINANCIAL HIGHLIGHTS

	FISCAL YEAR 2015 ACTUAL	FISCAL YEAR 2016 BUDGET	FISCAL YEAR 2016 ESTIMATED ACTUAL	FISCAL YEAR 2017 BUDGET	FISCAL YEAR 2018 FINANCIAL PLAN
<b>PERSONAL SERVICES:</b>					
SALARIES & WAGES	533,970	611,400	578,000	717,900	739,400
EMPLOYEE BENEFITS	193,582	237,400	207,100	271,200	279,600
<b>TOTAL PERSONAL SERVICES</b>	<b>727,552</b>	<b>848,800</b>	<b>785,100</b>	<b>989,100</b>	<b>1,019,000</b>
<b>OTHER SERVICES &amp; CHARGES</b>					
PROF & TECH SERVICES	35,484	38,200	37,900	40,200	41,800
PROPERTY SERVICES	14,538	21,600	20,400	20,100	20,500
OTHER SERVICES	5,182	3,800	4,000	4,800	4,900
<b>TOTAL OTHER SERVICES &amp; CHARGES</b>	<b>55,204</b>	<b>63,600</b>	<b>62,300</b>	<b>65,100</b>	<b>67,200</b>
<b>MATERIALS &amp; SUPPLIES</b>	<b>9,034</b>	<b>17,400</b>	<b>18,300</b>	<b>16,900</b>	<b>17,200</b>
<b>TOTAL</b>	<b>791,790</b>	<b>929,800</b>	<b>865,700</b>	<b>1,071,100</b>	<b>1,103,400</b>

**CITY OF BROKEN ARROW  
GENERAL FUND  
FINANCE DEPARTMENT  
Accounting Division**

ACCOUNT NUMBER/DESCRIPTION	FISCAL YEAR	FISCAL YEAR	FISCAL YEAR	FISCAL YEAR	FISCAL YEAR
	2015 ACTUAL	2016 BUDGET	2016 ESTIMATED ACTUAL	2017 BUDGET	2018 FINANCIAL PLAN
010-0501-415.10-04 REGULAR	522,983	599,400	567,000	703,400	724,500
010-0501-415.10-05 VARIABLE PAY PROGRAM	0	0	0	2,500	2,500
010-0501-415.10-11 OVERTIME	10,987	12,000	11,000	12,000	12,400
<b>SALARIES AND WAGES</b>	<b>533,970</b>	<b>611,400</b>	<b>578,000</b>	<b>717,900</b>	<b>739,400</b>
010-0501-415.20-10 LONGEVITY	12,550	12,800	12,800	11,700	12,200
010-0501-415.20-21 SOCIAL SECURITY	39,911	47,800	45,200	54,800	56,500
010-0501-415.20-22 RETIREMENT	54,627	62,400	59,100	71,500	73,700
010-0501-415.20-26 INSURANCE	86,494	114,400	90,000	133,200	137,200
<b>EMPLOYEE BENEFITS</b>	<b>193,582</b>	<b>237,400</b>	<b>207,100</b>	<b>271,200</b>	<b>279,600</b>
<b>PERSONAL SERVICES</b>	<b>727,552</b>	<b>848,800</b>	<b>785,100</b>	<b>989,100</b>	<b>1,019,000</b>
010-0501-415.30-11 REG. FEES & CERTIFICATION	635	2,400	2,100	2,400	2,500
010-0501-415.30-81 AUDIT FEES	32,000	33,000	33,000	34,500	36,000
010-0501-415.30-85 MEMBERSHIP DUES	750	800	800	800	800
010-0501-415.30-87 PROFESSIONAL SERVICES	2,099	2,000	2,000	2,500	2,500
<b>PROF &amp; TECH SERVICES</b>	<b>35,484</b>	<b>38,200</b>	<b>37,900</b>	<b>40,200</b>	<b>41,800</b>
010-0501-415.40-07 BUILDING MAINTENANCE	0	3,000	3,000	0	0
010-0501-415.40-33 OTHER RENTAL	0	1,200	0	0	0
010-0501-415.40-55 MAINTENANCE SERVICES	14,538	17,400	17,400	20,100	20,500
<b>PROPERTY SERVICES</b>	<b>14,538</b>	<b>21,600</b>	<b>20,400</b>	<b>20,100</b>	<b>20,500</b>
010-0501-415.50-03 TRAVEL & EXPENSES	189	3,200	3,200	3,200	3,300
010-0501-415.50-54 OUTSIDE DATA SERVICES	649	600	800	1,600	1,600
010-0501-415.50-85 OVERHEAD FEE	4,344	0	0	0	0
<b>OTHER SERVICES</b>	<b>5,182</b>	<b>3,800</b>	<b>4,000</b>	<b>4,800</b>	<b>4,900</b>
<b>OTHER SERVICES &amp; CHARGES</b>	<b>55,204</b>	<b>63,600</b>	<b>62,300</b>	<b>65,100</b>	<b>67,200</b>
010-0501-415.60-03 OFFICE SUPPLIES	6,715	8,900	8,500	8,900	9,100
010-0501-415.60-23 MATERIAL & SUPPLIES	1,669	5,500	5,000	5,000	5,100
010-0501-415.60-24 OTHER EQUIPMENT	650	2,000	3,800	2,000	2,000
010-0501-415.60-28 BOOKS, MAGS, & SUBSCRIPT.	0	1,000	1,000	1,000	1,000
<b>MATERIAL &amp; SUPPLIES</b>	<b>9,034</b>	<b>17,400</b>	<b>18,300</b>	<b>16,900</b>	<b>17,200</b>
<b>FINANCE</b>	<b>791,790</b>	<b>929,800</b>	<b>865,700</b>	<b>1,071,100</b>	<b>1,103,400</b>



**OFFICE OF THE CITY ATTORNEY**

**PURPOSE:**

To provide ethical, trustworthy, competent and cost effective legal services to the City Council, City Manager, Boards and Authorities, as well as to the officers and employees of the City. These services include representing the City in all litigation and controversies to which it is a party, managing outside counsel representation as required, preparing ordinances, resolutions and contracts, reviewing bonds, certificates of insurance and other documents of interest to the City.

**FINANCIAL HIGHLIGHTS**

	<b>FISCAL YEAR 2015 ACTUAL</b>	<b>FISCAL YEAR 2016 BUDGET</b>	<b>FISCAL YEAR 2016 ESTIMATED ACTUAL</b>	<b>FISCAL YEAR 2017 BUDGET</b>	<b>FISCAL YEAR 2018 FINANCIAL PLAN</b>
<b>PERSONAL SERVICES:</b>					
SALARIES & WAGES	520,320	589,700	524,200	598,700	616,400
EMPLOYEE BENEFITS	166,845	211,400	184,800	215,000	221,800
<b>TOTAL PERSONAL SERVICES</b>	<b>687,165</b>	<b>801,100</b>	<b>709,000</b>	<b>813,700</b>	<b>838,200</b>
<b>OTHER SERVICES &amp; CHARGES</b>					
PROF & TECH SERVICES	41,851	36,500	36,500	36,500	37,300
PROPERTY SERVICES	11,893	10,500	11,700	12,400	9,700
OTHER SERVICES	14,611	8,000	10,500	8,000	8,200
<b>TOTAL OTHER SERVICES &amp; CHARGES</b>	<b>68,355</b>	<b>55,000</b>	<b>58,700</b>	<b>56,900</b>	<b>55,200</b>
<b>MATERIALS &amp; SUPPLIES</b>	<b>42,705</b>	<b>40,000</b>	<b>43,000</b>	<b>40,000</b>	<b>41,100</b>
<b>TOTAL</b>	<b>798,225</b>	<b>896,100</b>	<b>810,700</b>	<b>910,600</b>	<b>934,500</b>

**CITY OF BROKEN ARROW  
GENERAL FUND  
LAW DEPARTMENT**

ACCOUNT NUMBER/DESCRIPTION	FISCAL YEAR 2015 ACTUAL	FISCAL YEAR 2016 BUDGET	FISCAL YEAR 2016 ESTIMATED ACTUAL	FISCAL YEAR 2017 BUDGET	FISCAL YEAR 2018 FINANCIAL PLAN
010-0800-415.10-04 REGULAR	477,409	554,700	485,000	563,500	580,400
010-0800-415.10-05 VARIABLE PAY PROGRAM	3,187	5,000	3,300	5,000	5,000
010-0800-415.10-08 PART TIME & TEMPORARY	35,933	26,500	32,400	26,200	27,000
010-0800-415.10-11 OVERTIME	3,791	3,500	3,500	4,000	4,000
SALARIES AND WAGES	<u>520,320</u>	<u>589,700</u>	<u>524,200</u>	<u>598,700</u>	<u>616,400</u>
010-0800-415.20-10 LONGEVITY	4,950	6,000	6,000	6,500	7,000
010-0800-415.20-12 EDUCATION/PERFORMANCE	560	1,200	1,200	1,200	1,200
010-0800-415.20-21 SOCIAL SECURITY	37,699	43,100	41,000	45,600	47,000
010-0800-415.20-22 RETIREMENT	49,475	56,300	53,000	57,200	58,900
010-0800-415.20-26 INSURANCE	73,607	104,200	83,000	103,900	107,100
010-0800-415.20-41 CELL PHONE ALLOWANCE	554	600	600	600	600
EMPLOYEE BENEFITS	<u>166,845</u>	<u>211,400</u>	<u>184,800</u>	<u>215,000</u>	<u>221,800</u>
PERSONAL SERVICES	<u>687,165</u>	<u>801,100</u>	<u>709,000</u>	<u>813,700</u>	<u>838,200</u>
010-0800-415.30-08 OUTSIDE LEGAL COUNSEL	33,402	25,000	25,000	25,000	25,500
010-0800-415.30-11 REG. FEES & CERTIFICATION	5,103	6,000	6,000	6,000	6,200
010-0800-415.30-85 MEMBERSHIP DUES	3,265	5,000	5,000	5,000	5,100
010-0800-415.30-87 PROFESSIONAL SERVICES	81	500	500	500	500
PROPERTY SERVICES	<u>41,851</u>	<u>36,500</u>	<u>36,500</u>	<u>36,500</u>	<u>37,300</u>
010-0800-415.40-28 MISC CONTRACT SERVICES	8,871	8,000	8,000	8,000	5,200
010-0800-415.40-33 OTHER RENTAL	1,257	1,300	1,300	1,300	1,300
010-0800-415.40-55 MAINTENANCE SERVICES	1,765	1,200	2,400	3,100	3,200
PROPERTY SERVICES	<u>11,893</u>	<u>10,500</u>	<u>11,700</u>	<u>12,400</u>	<u>9,700</u>
010-0800-415.50-03 TRAVEL & EXPENSES	9,020	7,500	10,000	7,500	7,700
010-0800-415.50-37 TEMPORARY SERVICES	134	0	0	0	0
010-0800-415.50-39 POSTAGE	57	0	0	0	0
010-0800-415.50-85 OVERHEAD FEE	5,400	0	0	0	0
010-0800-415.50-86 MISCELLANEOUS	0	500	500	500	500
OTHER SERVICES	<u>14,611</u>	<u>8,000</u>	<u>10,500</u>	<u>8,000</u>	<u>8,200</u>
OTHER SERVICES & CHARGES	<u>68,355</u>	<u>55,000</u>	<u>58,700</u>	<u>56,900</u>	<u>55,200</u>
010-0800-415.60-03 OFFICE SUPPLIES	4,081	3,500	4,500	3,500	3,600
010-0800-415.60-23 MATERIAL & SUPPLIES	829	500	1,000	500	500
010-0800-415.60-24 OTHER EQUIPMENT	925	1,000	2,500	1,000	1,000
010-0800-415.60-28 BOOKS, MAGS, & SUBSCRIPT.	36,870	35,000	35,000	35,000	36,000
MATERIAL & SUPPLIES	<u>42,705</u>	<u>40,000</u>	<u>43,000</u>	<u>40,000</u>	<u>41,100</u>
LAW	<u>798,225</u>	<u>896,100</u>	<u>810,700</u>	<u>910,600</u>	<u>934,500</u>

## HUMAN RESOURCES DEPARTMENT

**DIVISIONS:**

Human Resources

Risk Management/Employee Safety

**PURPOSE:**

Human Resources provides services to the City and its employees by the assisting in the hiring and orientation process for new employees, maintaining accurate employee records, administering the payroll, supervising and employee benefit plans and providing training opportunities.

Risk Management works to maintain safe work conditions for the employees of the City of Broken Arrow, safe facilities for citizens of the City, investigate incidents involving City vehicles and equipment, conducts safety and other types of training courses for employees; reviews and updates work rules and safety policies as required. Additionally, Risk Management investigates tort claims filed against the City, oversees natural weather emergencies and is responsible for the operation of the Emergency Operating Center.

### FINANCIAL HIGHLIGHTS

	FISCAL YEAR 2015 ACTUAL	FISCAL YEAR 2016 BUDGET	FISCAL YEAR 2016 ESTIMATED ACTUAL	FISCAL YEAR 2017 BUDGET	FISCAL YEAR 2018 FINANCIAL PLAN
<b>PERSONAL SERVICES:</b>					
SALARIES & WAGES	390,523	525,400	498,500	569,200	586,300
EMPLOYEE BENEFITS	170,410	218,400	199,500	269,600	277,600
<b>TOTAL PERSONAL SERVICES</b>	<b>560,933</b>	<b>743,800</b>	<b>698,000</b>	<b>838,800</b>	<b>863,900</b>
<b>OTHER SERVICES &amp; CHARGES</b>					
PROF & TECH SERVICES	93,684	139,000	131,300	303,300	299,700
PROPERTY SERVICES	39,777	44,000	41,500	49,500	50,400
OTHER SERVICES	25,566	48,700	42,300	51,900	53,000
<b>TOTAL OTHER SERVICES &amp; CHARGES</b>	<b>159,027</b>	<b>231,700</b>	<b>215,100</b>	<b>404,700</b>	<b>403,100</b>
<b>MATERIALS &amp; SUPPLIES</b>	<b>8,498</b>	<b>18,000</b>	<b>12,000</b>	<b>27,600</b>	<b>28,300</b>
<b>TOTAL</b>	<b>728,458</b>	<b>993,500</b>	<b>925,100</b>	<b>1,271,100</b>	<b>1,295,300</b>

**CITY OF BROKEN ARROW  
GENERAL FUND  
HUMAN RESOURCES DEPARTMENT  
Human Resources Division**

ACCOUNT NUMBER/DESCRIPTION	FISCAL YEAR	FISCAL YEAR	FISCAL YEAR	FISCAL YEAR	FISCAL YEAR
	2015 ACTUAL	2016 BUDGET	2016 ESTIMATED ACTUAL	2017 BUDGET	2018 FINANCIAL PLAN
010-1102-419.10-04 REGULAR	232,780	360,000	360,000	418,200	430,800
010-1102-419.10-05 VARIABLE PAY PROGRAM	0	3,500	3,100	3,500	3,500
010-1102-419.10-08 PART TIME & TEMPORARY	4,851	0	0	0	0
010-1102-419.10-11 OVERTIME	4,835	5,500	6,900	5,500	5,700
<b>SALARIES AND WAGES</b>	<b>242,466</b>	<b>369,000</b>	<b>370,000</b>	<b>427,200</b>	<b>440,000</b>
010-1102-419.20-10 LONGEVITY	2,700	5,300	5,300	5,500	5,700
010-1102-419.20-12 EDUCATION/PERFORMANCE	3,620	3,600	4,200	4,200	4,200
010-1102-419.20-21 SOCIAL SECURITY	17,738	27,100	26,000	32,900	33,900
010-1102-419.20-22 RETIREMENT	24,384	37,000	37,000	42,900	44,200
010-1102-419.20-26 INSURANCE	51,281	62,200	64,500	100,400	103,400
010-1102-419.20-41 CELL PHONE ALLOWANCE	621	1,200	1,000	1,200	1,200
<b>EMPLOYEE BENEFITS</b>	<b>100,344</b>	<b>136,400</b>	<b>138,000</b>	<b>187,100</b>	<b>192,600</b>
<b>PERSONAL SERVICES</b>	<b>342,810</b>	<b>505,400</b>	<b>508,000</b>	<b>614,300</b>	<b>632,600</b>
010-1102-419.30-02 PHYSICAL EXAMS	8,257	15,000	15,000	10,400	10,600
010-1102-419.30-11 REG. FEES & CERTIFICATION	1,214	3,600	3,600	5,200	5,300
010-1102-419.30-85 MEMBERSHIP DUES	1,090	4,100	3,200	4,500	4,600
010-1102-419.30-87 PROFESSIONAL SERVICES PROF & TECH SERVICES	72,282	101,000	95,000	236,000	230,500
	82,843	123,700	116,800	256,100	251,000
010-1102-419.40-33 OTHER RENTAL	2,288	10,000	5,000	10,000	10,200
010-1102-419.40-55 MAINTENANCE SERVICES	36,170	31,100	33,600	37,300	38,000
<b>PROPERTY SERVICES</b>	<b>38,458</b>	<b>41,100</b>	<b>38,600</b>	<b>47,300</b>	<b>48,200</b>
010-1102-419.50-03 TRAVEL & EXPENSES	321	5,500	5,500	5,900	6,000
010-1102-419.50-05 LEGAL PUBLICATIONS	5,195	16,000	16,000	17,000	17,400
010-1102-419.50-36 PRINTING SERVICES	596	7,500	2,500	6,500	6,700
010-1102-419.50-54 OUTSIDE DATA SERVICES	11,057	11,000	12,000	14,500	14,800
010-1102-419.50-85 OVERHEAD FEE	4,512	0	0	0	0
010-1102-419.50-89 EMPLOYEE/CITIZEN ACTIVITY	431	2,400	1,000	1,200	1,200
<b>OTHER SERVICES</b>	<b>22,112</b>	<b>42,400</b>	<b>37,000</b>	<b>45,100</b>	<b>46,100</b>
<b>OTHER SERVICES &amp; CHARGES</b>	<b>143,413</b>	<b>207,200</b>	<b>192,400</b>	<b>348,500</b>	<b>345,300</b>
010-1102-419.60-03 OFFICE SUPPLIES	2,696	3,500	3,000	3,000	3,100
010-1102-419.60-23 MATERIAL & SUPPLIES	589	700	500	700	700
010-1102-419.60-24 OTHER EQUIPMENT	408	1,100	1,100	10,700	11,000
<b>MATERIAL &amp; SUPPLIES</b>	<b>3,693</b>	<b>5,300</b>	<b>4,600</b>	<b>14,400</b>	<b>14,800</b>
<b>HUMAN RESOURCES</b>	<b>489,916</b>	<b>717,900</b>	<b>705,000</b>	<b>977,200</b>	<b>992,700</b>

**CITY OF BROKEN ARROW  
GENERAL FUND  
HUMAN RESOURCES DEPARTMENT  
Risk Management & Employee Safety Division**

ACCOUNT NUMBER/DESCRIPTION	FISCAL YEAR	FISCAL YEAR	FISCAL YEAR	FISCAL YEAR	FISCAL YEAR
	2015 ACTUAL	2016 BUDGET	2016 ESTIMATED ACTUAL	2017 BUDGET	2018 FINANCIAL PLAN
010-1105-419.10-04 REGULAR	145,895	150,700	125,000	137,800	142,000
010-1105-419.10-05 VARIABLE PAY PROGRAM	0	1,100	0	1,200	1,200
010-1105-419.10-11 OVERTIME	2,162	4,600	3,500	3,000	3,100
<b>SALARIES AND WAGES</b>	<b>148,057</b>	<b>156,400</b>	<b>128,500</b>	<b>142,000</b>	<b>146,300</b>
010-1105-419.20-10 LONGEVITY	2,500	2,600	2,400	1,700	1,800
010-1105-419.20-21 SOCIAL SECURITY	10,756	10,800	10,800	10,200	10,500
010-1105-419.20-22 RETIREMENT	15,101	15,400	13,000	14,000	14,400
010-1105-419.20-26 INSURANCE	41,154	52,600	35,000	56,600	58,300
010-1105-419.20-41 CELL PHONE ALLOWANCE	555	600	300	0	0
<b>EMPLOYEE BENEFITS</b>	<b>70,066</b>	<b>82,000</b>	<b>61,500</b>	<b>82,500</b>	<b>85,000</b>
<b>PERSONAL SERVICES</b>	<b>218,123</b>	<b>238,400</b>	<b>190,000</b>	<b>224,500</b>	<b>231,300</b>
010-1105-419.30-11 REG. FEES & CERTIFICATION	1,436	3,600	3,000	3,600	3,700
010-1105-419.30-85 MEMBERSHIP DUES	540	1,700	1,500	1,400	1,500
010-1105-419.30-87 PROFESSIONAL SERVICES	8,865	10,000	10,000	42,200	43,500
<b>PROF &amp; TECH SERVICES</b>	<b>10,841</b>	<b>15,300</b>	<b>14,500</b>	<b>47,200</b>	<b>48,700</b>
010-1105-419.40-20 VEHICLE REPAIR	0	700	700	0	0
010-1105-419.40-33 OTHER RENTAL	948	1,000	1,000	1,000	1,000
010-1105-419.40-55 MAINTENANCE SERVICES	371	1,200	1,200	1,200	1,200
<b>PROPERTY SERVICES</b>	<b>1,319</b>	<b>2,900</b>	<b>2,900</b>	<b>2,200</b>	<b>2,200</b>
010-1105-419.50-03 TRAVEL & EXPENSES	661	2,000	2,000	2,500	2,500
010-1105-419.50-25 UTILITIES (PSO)	2,793	0	0	0	0
010-1105-419.50-36 PRINTING SERVICES	0	4,000	3,000	4,000	4,100
010-1105-419.50-86 MISCELLANEOUS	0	300	300	300	300
<b>OTHER SERVICES</b>	<b>3,454</b>	<b>6,300</b>	<b>5,300</b>	<b>6,800</b>	<b>6,900</b>
<b>OTHER SERVICES &amp; CHARGES</b>	<b>15,614</b>	<b>24,500</b>	<b>22,700</b>	<b>56,200</b>	<b>57,800</b>
010-1105-419.60-03 OFFICE SUPPLIES	1,322	1,000	1,400	2,000	2,100
010-1105-419.60-19 TIRES & TUBES	0	500	0	500	500
010-1105-419.60-20 VEHICLE REPAIR PARTS	0	1,000	0	1,000	1,000
010-1105-419.60-21 FUEL & LUBRICANTS	64	1,000	1,000	1,000	1,000
010-1105-419.60-23 MATERIAL & SUPPLIES	860	1,300	1,300	1,500	1,600
010-1105-419.60-24 OTHER EQUIPMENT	1,264	4,800	2,500	5,600	5,700
010-1105-419.60-28 BOOKS, MAGS, & SUBSCRIPT.	1,295	3,100	1,200	1,600	1,600
010-1105-419.60-31 OTHER EQUIP PARTS/MAINT	0	0	0	0	0
<b>MATERIAL &amp; SUPPLIES</b>	<b>4,805</b>	<b>12,700</b>	<b>7,400</b>	<b>13,200</b>	<b>13,500</b>
<b>RISK MGMT &amp; EMP SAFETY</b>	<b>238,542</b>	<b>275,600</b>	<b>220,100</b>	<b>293,900</b>	<b>302,600</b>
<b>HUMAN RESOURCES</b>	<b>728,458</b>	<b>993,500</b>	<b>925,100</b>	<b>1,271,100</b>	<b>1,295,300</b>

## INFORMATION TECHNOLOGIES DEPARTMENT

**PURPOSE:**

The Information Technologies Department provides effective, professional and innovative solutions to the changing information needs of the City's administration and departments through the development and applications of an overall solution to the various technology needs of the City as well as providing operational support for all computer systems and software obtained by the City. Information Services also coordinates and works with the various departments of the City in addressing telephone and radio communication needs.

### FINANCIAL HIGHLIGHTS

	FISCAL YEAR 2015 ACTUAL	FISCAL YEAR 2016 BUDGET	FISCAL YEAR 2016 ESTIMATED ACTUAL	FISCAL YEAR 2017 BUDGET	FISCAL YEAR 2018 FINANCIAL PLAN
<b>PERSONAL SERVICES:</b>					
SALARIES & WAGES	638,477	672,200	652,600	665,900	686,000
EMPLOYEE BENEFITS	237,224	264,100	224,900	269,400	277,700
<b>TOTAL PERSONAL SERVICES</b>	<b>875,701</b>	<b>936,300</b>	<b>877,500</b>	<b>935,300</b>	<b>963,700</b>
<b>OTHER SERVICES &amp; CHARGES</b>					
PROF & TECH SERVICES	9,741	31,700	39,600	98,900	101,000
PROPERTY SERVICES	234,456	268,200	311,700	261,500	266,700
OTHER SERVICES	16,964	18,300	17,300	30,100	30,700
<b>TOTAL OTHER SERVICES &amp; CHARGES</b>	<b>261,161</b>	<b>318,200</b>	<b>368,600</b>	<b>390,500</b>	<b>398,400</b>
<b>MATERIALS &amp; SUPPLIES</b>	<b>19,153</b>	<b>25,900</b>	<b>26,500</b>	<b>30,200</b>	<b>30,800</b>
<b>TOTAL</b>	<b>1,156,015</b>	<b>1,280,400</b>	<b>1,272,600</b>	<b>1,356,000</b>	<b>1,392,900</b>

**CITY OF BROKEN ARROW  
GENERAL FUND  
INFORMATION TECHNOLOGIES DEPARTMENT**

ACCOUNT NUMBER/DESCRIPTION	FISCAL YEAR	FISCAL YEAR	FISCAL YEAR	FISCAL YEAR	FISCAL YEAR
	2015 ACTUAL	2016 BUDGET	2016 ESTIMATED ACTUAL	2017 BUDGET	2018 FINANCIAL PLAN
010-1200-419.10-04 REGULAR	602,213	637,200	595,000	614,700	633,200
010-1200-419.10-05 VARIABLE PAY PROGRAM	0	2,100	3,600	0	0
010-1200-419.10-11 OVERTIME	36,264	32,900	54,000	51,200	52,800
SALARIES AND WAGES	<u>638,477</u>	<u>672,200</u>	<u>652,600</u>	<u>665,900</u>	<u>686,000</u>
010-1200-419.20-10 LONGEVITY	12,850	13,100	12,100	11,100	11,800
010-1200-419.20-12 EDUCATION/PERFORMANCE	2,410	2,400	2,400	2,400	2,400
010-1200-419.20-21 SOCIAL SECURITY	48,622	48,600	48,200	48,500	50,000
010-1200-419.20-22 RETIREMENT	65,681	65,700	64,300	63,100	65,000
010-1200-419.20-26 INSURANCE	104,335	130,900	94,500	138,500	142,700
010-1200-419.20-41 CELL PHONE ALLOWANCE	3,326	3,400	3,400	5,800	5,800
EMPLOYEE BENEFITS	<u>237,224</u>	<u>264,100</u>	<u>224,900</u>	<u>269,400</u>	<u>277,700</u>
PERSONAL SERVICES	<u>875,701</u>	<u>936,300</u>	<u>877,500</u>	<u>935,300</u>	<u>963,700</u>
010-1200-419.30-11 REG. FEES & CERTIFICATION	8,454	26,400	28,500	37,300	38,100
010-1200-419.30-85 MEMBERSHIP DUES	345	400	400	400	400
010-1200-419.30-87 PROFESSIONAL SERVICES	942	4,900	10,700	61,200	62,500
PROPERTY SERVICES	<u>9,741</u>	<u>31,700</u>	<u>39,600</u>	<u>98,900</u>	<u>101,000</u>
010-1200-419.40-20 VEHICLE REPAIR	195	0			
010-1200-419.40-50 RADIO MAINTENANCE-OUTSIDE	982	1,500	1,400	1,500	1,500
010-1200-419.40-55 MAINTENANCE SERVICES	233,279	266,700	310,300	260,000	265,200
PROPERTY SERVICES	<u>234,456</u>	<u>268,200</u>	<u>311,700</u>	<u>261,500</u>	<u>266,700</u>
010-1200-419.50-03 TRAVEL & EXPENSES	6,619	5,500	7,300	17,100	17,400
010-1200-419.50-54 OUTSIDE DATA SERVICES	10,345	12,800	10,000	13,000	13,300
OTHER SERVICES	<u>16,964</u>	<u>18,300</u>	<u>17,300</u>	<u>30,100</u>	<u>30,700</u>
OTHER SERVICES & CHARGES	<u>261,161</u>	<u>318,200</u>	<u>368,600</u>	<u>390,500</u>	<u>398,400</u>
010-1200-419.60-03 OFFICE SUPPLIES	869	600	600	1,200	1,200
010-1200-419.60-19 TIRES & TUBES	0	1,000	1,000	1,000	1,000
010-1200-419.60-20 VEHICLE REPAIR PARTS	323	1,000	1,000	1,000	1,000
010-1200-419.60-21 FUEL & LUBRICANTS	1,345	2,500	2,500	3,500	3,600
010-1200-419.60-23 MATERIAL & SUPPLIES	8,713	9,000	12,900	13,900	14,200
010-1200-419.60-24 OTHER EQUIPMENT	7,311	10,000	6,700	7,800	8,000
010-1200-419.60-28 BOOKS, MAGS, & SUBSCRIPT.	27	300	300	300	300
010-1200-419.60-50 RADIO MAINTENANCE	565	1,500	1,500	1,500	1,500
MATERIAL & SUPPLIES	<u>19,153</u>	<u>25,900</u>	<u>26,500</u>	<u>30,200</u>	<u>30,800</u>
INFORMATION SERVICES	<u>1,156,015</u>	<u>1,280,400</u>	<u>1,272,600</u>	<u>1,356,000</u>	<u>1,392,900</u>

## CITY/COURT CLERK

**PURPOSE:**

Perform the statutory duties of the City Clerk. Municipal Court provides assistance to law enforcement officials and the public in the administration of justice and providing certain statutory functions including assisting the municipal judges in recording court proceedings, preparing writs and other processing of court records. The court clerks additionally collect payment of all fines or judgments rendered.

### FINANCIAL HIGHLIGHTS

	FISCAL YEAR 2015 ACTUAL	FISCAL YEAR 2016 BUDGET	FISCAL YEAR 2016 ESTIMATED ACTUAL	FISCAL YEAR 2017 BUDGET	FISCAL YEAR 2018 FINANCIAL PLAN
<b>PERSONAL SERVICES:</b>					
SALARIES & WAGES	361,136	373,500	334,400	373,600	384,800
EMPLOYEE BENEFITS	142,580	152,500	134,400	184,400	189,900
<b>TOTAL PERSONAL SERVICES</b>	<b>503,716</b>	<b>526,000</b>	<b>468,800</b>	<b>558,000</b>	<b>574,700</b>
<b>OTHER SERVICES &amp; CHARGES</b>					
PROF & TECH SERVICES	2,175	3,100	3,100	3,200	3,300
PROPERTY SERVICES	46,613	45,500	18,000	50,300	51,300
OTHER SERVICES	12,609	13,400	13,300	16,500	16,900
<b>TOTAL OTHER SERVICES &amp; CHARGES</b>	<b>61,397</b>	<b>62,000</b>	<b>34,400</b>	<b>70,000</b>	<b>71,500</b>
<b>MATERIALS &amp; SUPPLIES</b>	<b>4,499</b>	<b>9,000</b>	<b>7,900</b>	<b>9,800</b>	<b>10,000</b>
<b>TOTAL</b>	<b>569,612</b>	<b>597,000</b>	<b>511,100</b>	<b>637,800</b>	<b>656,200</b>



**CITY OF BROKEN ARROW  
GENERAL FUND  
HUMAN RESOURCES DEPARTMENT  
City/Court Clerk Division**

ACCOUNT NUMBER/DESCRIPTION	FISCAL YEAR	FISCAL YEAR	FISCAL YEAR	FISCAL YEAR	FISCAL YEAR
	2015 ACTUAL	2016 BUDGET	2016 ESTIMATED ACTUAL	2017 BUDGET	2018 FINANCIAL PLAN
010-1800-419.10-04 REGULAR	316,799	276,500	286,300	285,900	294,500
010-1800-419.10-05 VARIABLE PAY PROGRAM	41,639	93,000	41,500	1,200	1,200
010-1800-419.10-08 PART TIME & TEMPORARY	2,698	4,000	6,600	80,500	82,900
010-1800-419.10-11 OVERTIME	0	0	0	6,000	6,200
<b>SALARIES AND WAGES</b>	<b>361,136</b>	<b>373,500</b>	<b>334,400</b>	<b>373,600</b>	<b>384,800</b>
010-1800-419.20-10 LONGEVITY	8,750	9,600	9,600	9,000	9,200
010-1800-419.20-12 EDUCATION/PERFORMANCE	1,506	1,500	1,500	1,500	1,500
010-1800-419.20-21 SOCIAL SECURITY	27,206	27,700	25,800	29,000	29,900
010-1800-419.20-22 RETIREMENT	28,524	28,900	26,000	29,900	30,800
010-1800-419.20-26 INSURANCE	76,040	84,200	71,000	115,000	118,500
010-1800-419.20-41 CELL PHONE ALLOWANCE	554	600	500	0	0
<b>EMPLOYEE BENEFITS</b>	<b>142,580</b>	<b>152,500</b>	<b>134,400</b>	<b>184,400</b>	<b>189,900</b>
<b>PERSONAL SERVICES</b>	<b>503,716</b>	<b>526,000</b>	<b>468,800</b>	<b>558,000</b>	<b>574,700</b>
010-1800-419.30-11 REG. FEES & CERTIFICATION	1,310	2,200	2,200	2,300	2,400
010-1800-419.30-85 MEMBERSHIP DUES	345	400	400	400	400
010-1800-419.30-87 PROFESSIONAL SERVICES	520	500	500	500	500
<b>PROF &amp; TECH SERVICES</b>	<b>2,175</b>	<b>3,100</b>	<b>3,100</b>	<b>3,200</b>	<b>3,300</b>
010-1800-419.40-20 VEHICLE REPAIR	0	0	0	1,000	1,000
010-1800-419.40-28 MISC CONTRACT SERVICES	15,794	18,000	18,000	21,200	21,600
010-1800-419.40-33 OTHER RENTAL	3,489	2,400	0	12,000	12,300
010-1800-419.40-55 MAINTENANCE SERVICES	27,330	25,100	0	16,100	16,400
<b>PROPERTY SERVICES</b>	<b>46,613</b>	<b>45,500</b>	<b>18,000</b>	<b>50,300</b>	<b>51,300</b>
010-1800-419.50-03 TRAVEL & EXPENSES	2,219	1,600	1,600	1,700	1,700
010-1800-419.50-36 PRINTING SERVICES	0	0	0	2,500	2,600
010-1800-419.50-39 POSTAGE	0	0	0	0	0
010-1800-419.50-55 CREDIT CARD CHARGES	10,279	11,500	11,500	12,000	12,300
010-1800-419.50-86 MISCELLANEOUS	111	300	200	300	300
<b>OTHER SERVICES</b>	<b>12,609</b>	<b>13,400</b>	<b>13,300</b>	<b>16,500</b>	<b>16,900</b>
<b>OTHER SERVICES &amp; CHARGES</b>	<b>61,397</b>	<b>62,000</b>	<b>34,400</b>	<b>70,000</b>	<b>71,500</b>
010-1800-419.60-03 OFFICE SUPPLIES	3,597	4,000	4,000	4,200	4,300
010-1800-419.60-19 TIRES & TUBES	0	1,000	500	1,000	1,000
010-1800-419.60-20 VEHICLE REPAIR PARTS	13	1,000	1,000	500	500
010-1800-419.60-21 FUEL & LUBRICANTS	100	500	300	500	5,500
010-1800-419.60-23 MATERIAL & SUPPLIES	664	1,500	700	2,500	2,600
010-1800-419.60-24 OTHER EQUIPMENT	125	1,000	1,300	1,000	1,000
010-1800-419.60-28 BOOKS, MAGS, & SUBSCRIPT.	0	0	100	100	100
<b>MATERIAL &amp; SUPPLIES</b>	<b>4,499</b>	<b>9,000</b>	<b>7,900</b>	<b>9,800</b>	<b>10,000</b>
<b>CITY CLERK/COURT CLERKS</b>	<b>569,612</b>	<b>597,000</b>	<b>511,100</b>	<b>637,800</b>	<b>656,200</b>

## DEVELOPMENT SERVICES DEPARTMENT

**DIVISIONS:**

One-Stop Center

Planning

Inspections

**PURPOSE:**

The Development Services Department provides total service to the development community.

The Department provides One Stop support for development, including processing each request through committees, boards, commissions and council for required approvals; review and approval of plats and construction plans; coordinating utility planning and inspections; issuing construction permits for streets and city utilities; acceptance of completed subdivisions; reviewing building permits; performing building inspections and providing certificates of occupancy. The Department provides staff oversight and required implementation for the Building Code, Comprehensive Plan, Land Subdivision Code, Nuisance Code, Zoning Code and serves as the primary point of contact for licensing and demographic information. The Department issues various licenses and permits and serves as an additional utility payment location.

### FINANCIAL HIGHLIGHTS

	FISCAL YEAR 2015 ACTUAL	FISCAL YEAR 2016 BUDGET	FISCAL YEAR 2016 ESTIMATED ACTUAL	FISCAL YEAR 2017 BUDGET	FISCAL YEAR 2018 FINANCIAL PLAN
<b>PERSONAL SERVICES:</b>					
SALARIES & WAGES	1,570,925	1,584,000	1,476,400	1,639,600	1,688,600
EMPLOYEE BENEFITS	639,229	735,000	595,700	714,100	735,400
<b>TOTAL PERSONAL SERVICES</b>	<b>2,210,154</b>	<b>2,319,000</b>	<b>2,072,100</b>	<b>2,353,700</b>	<b>2,424,000</b>
<b>OTHER SERVICES &amp; CHARGES</b>					
PROF & TECH SERVICES	27,961	45,800	73,400	59,800	61,200
PROPERTY SERVICES	51,218	56,900	47,000	49,300	50,200
OTHER SERVICES	65,157	50,700	28,700	40,400	41,200
<b>TOTAL OTHER SERVICES &amp; CHARGES</b>	<b>144,336</b>	<b>153,400</b>	<b>149,100</b>	<b>149,500</b>	<b>152,600</b>
<b>MATERIALS &amp; SUPPLIES</b>	<b>39,680</b>	<b>71,100</b>	<b>51,800</b>	<b>61,600</b>	<b>62,900</b>
<b>TOTAL</b>	<b>2,394,170</b>	<b>2,543,500</b>	<b>2,273,000</b>	<b>2,564,800</b>	<b>2,639,500</b>

**CITY OF BROKEN ARROW  
GENERAL FUND  
DEVELOPMENT SERVICES DEPARTMENT  
One Stop Center Division**

ACCOUNT NUMBER/DESCRIPTION	FISCAL YEAR	FISCAL YEAR	FISCAL YEAR	FISCAL YEAR	FISCAL YEAR
	2015 ACTUAL	2016 BUDGET	2016 ESTIMATED ACTUAL	2017 BUDGET	2018 FINANCIAL PLAN
010-1400-419.10-04 REGULAR	701,899	720,300	625,000	726,400	748,200
010-1400-419.10-05 VARIABLE PAY PROGRAM	1,890	5,000	3,500	5,000	5,000
010-1400-419.10-08 PART TIME & TEMPORARY	4,580	15,100	15,000	15,500	16,000
010-1400-419.10-11 OVERTIME	5,614	6,000	6,000	5,000	5,200
010-1400-419.10-19 INJURY PAY	8,637	0	0	0	0
<b>SALARIES AND WAGES</b>	<b>722,620</b>	<b>746,400</b>	<b>649,500</b>	<b>751,900</b>	<b>774,400</b>
010-1400-419.20-10 LONGEVITY	16,900	16,700	15,300	14,800	15,300
010-1400-419.20-12 EDUCATION/PERFORMANCE	1,599	2,400	0	0	0
010-1400-419.20-21 SOCIAL SECURITY	53,962	54,200	48,000	57,600	59,300
010-1400-419.20-22 RETIREMENT	73,565	73,900	65,000	74,300	76,600
010-1400-419.20-26 INSURANCE	159,496	205,600	142,500	196,400	202,300
010-1400-419.20-41 CELL PHONE ALLOWANCE	1,113	1,200	1,200	1,200	1,200
<b>EMPLOYEE BENEFITS</b>	<b>306,635</b>	<b>354,000</b>	<b>272,000</b>	<b>344,300</b>	<b>354,700</b>
<b>PERSONAL SERVICES</b>	<b>1,029,255</b>	<b>1,100,400</b>	<b>921,500</b>	<b>1,096,200</b>	<b>1,129,100</b>
010-1400-419.30-11 REG. FEES & CERTIFICATION	4,126	11,000	5,000	5,300	5,400
010-1400-419.30-85 MEMBERSHIP DUES	2,743	4,000	3,600	3,500	3,600
010-1400-419.30-87 PROFESSIONAL SERVICES	13,981	20,800	55,000	40,000	41,000
<b>PROF &amp; TECH SERVICES</b>	<b>20,850</b>	<b>35,800</b>	<b>63,600</b>	<b>48,800</b>	<b>50,000</b>
010-1400-419.40-20 VEHICLE REPAIR	360	1,000	300	0	0
010-1400-419.40-28 MISC CONTRACT SERVICES	88		0	0	0
010-1400-419.40-31 UNIFORM RENTAL/SERVICES	478	800	500	800	800
010-1400-419.40-33 OTHER RENTAL	2,607	3,000	1,900	3,000	3,100
010-1400-419.40-55 MAINTENANCE SERVICES	29,842	48,200	38,000	37,300	38,000
<b>PROPERTY SERVICES</b>	<b>33,375</b>	<b>53,000</b>	<b>40,700</b>	<b>41,100</b>	<b>41,900</b>
010-1400-419.50-03 TRAVEL & EXPENSES	5,059	16,400	8,300	9,600	9,800
010-1400-419.50-05 LEGAL PUBLICATIONS	0	0	0	100	100
010-1400-419.50-22 TELEPHONE	1,638	4,800	1,400	1,500	1,500
010-1400-419.50-36 PRINTING SERVICES	0	0	0	100	100
010-1400-419.50-54 OUTSIDE DATA SERVICES	1,893	3,200	2,300	2,500	2,600
010-1400-419.50-55 CREDIT CARD CHARGES	1,646	2,400	2,400	2,400	2,500
010-1400-419.50-85 OVERHEAD FEE	44,112	0	0	0	
<b>OTHER SERVICES</b>	<b>54,348</b>	<b>26,800</b>	<b>14,400</b>	<b>16,200</b>	<b>16,600</b>
<b>OTHER SERVICES &amp; CHARGES</b>	<b>108,573</b>	<b>115,600</b>	<b>118,700</b>	<b>106,100</b>	<b>108,500</b>

**CITY OF BROKEN ARROW  
GENERAL FUND  
DEVELOPMENT SERVICES DEPARTMENT  
One Stop Center Division**

ACCOUNT NUMBER/DESCRIPTION	FISCAL YEAR	FISCAL YEAR	FISCAL YEAR	FISCAL YEAR	FISCAL YEAR
	2015 ACTUAL	2016 BUDGET	2016 ESTIMATED ACTUAL	2017 BUDGET	2018 FINANCIAL PLAN
010-1400-419.60-03 OFFICE SUPPLIES	9,408	9,000	9,000	10,000	10,200
010-1400-419.60-10 UNIFORMS	153	500	300	200	200
010-1400-419.60-19 TIRES & TUBES	354	1,200	1,200	0	0
010-1400-419.60-20 VEHICLE REPAIR PARTS	877	1,500	1,500	0	0
010-1400-419.60-21 FUEL & LUBRICANTS	4,989	7,000	5,000	0	0
010-1400-419.60-23 MATERIAL & SUPPLIES	1,159	800	6,000	600	600
010-1400-419.60-24 OTHER EQUIPMENT	1,645	13,900	4,000	10,000	10,200
010-1400-419.60-28 BOOKS, MAGS, & SUBSCRIPT. MATERIAL & SUPPLIES	471	1,000	800	300	300
	<u>19,056</u>	<u>34,900</u>	<u>27,800</u>	<u>21,100</u>	<u>21,500</u>
ONE STOP CENTER	<u>1,156,884</u>	<u>1,250,900</u>	<u>1,068,000</u>	<u>1,223,400</u>	<u>1,259,100</u>

**CITY OF BROKEN ARROW  
GENERAL FUND  
DEVELOPMENT SERVICES DEPARTMENT  
Planning Division**

ACCOUNT NUMBER/DESCRIPTION	FISCAL YEAR 2015 ACTUAL	FISCAL YEAR 2016 BUDGET	FISCAL YEAR 2016 ESTIMATED ACTUAL	FISCAL YEAR 2017 BUDGET	FISCAL YEAR 2018 FINANCIAL PLAN
010-1410-419.10-04 REGULAR	409,249	406,200	383,500	431,300	444,300
010-1410-419.10-05 VARIABLE PAY PROGRAM	0	0	3,100	5,500	5,500
010-1410-419.10-08 PART TIME & TEMPORARY	2,731	0	0	0	0
010-1410-419.10-11 OVERTIME	2,982	3,500	2,500	3,500	3,600
SALARIES AND WAGES	<u>414,962</u>	<u>409,700</u>	<u>389,100</u>	<u>440,300</u>	<u>453,400</u>
010-1410-419.20-10 LONGEVITY	7,400	7,100	6,100	6,400	6,700
010-1410-419.20-12 EDUCATION/PERFORMANCE	6,549	7,200	7,200	7,200	7,200
010-1410-419.20-21 SOCIAL SECURITY	30,873	30,000	30,000	34,200	35,200
010-1410-419.20-22 RETIREMENT	42,476	42,100	40,000	44,500	45,800
010-1410-419.20-26 INSURANCE	85,723	100,400	79,200	108,200	111,400
EMPLOYEE BENEFITS	<u>173,021</u>	<u>186,800</u>	<u>162,500</u>	<u>200,500</u>	<u>206,300</u>
PERSONAL SERVICES	<u>587,983</u>	<u>596,500</u>	<u>551,600</u>	<u>640,800</u>	<u>659,700</u>
010-1410-419.30-11 REG. FEES & CERTIFICATION	2,787	4,200	4,200	4,300	4,400
010-1410-419.30-85 MEMBERSHIP DUES	1,219	1,600	1,300	1,800	1,800
PROF & TECH SERVICES	<u>4,006</u>	<u>5,800</u>	<u>5,500</u>	<u>6,100</u>	<u>6,200</u>
010-1410-419.50-03 TRAVEL & EXPENSES	3,323	5,000	4,400	6,600	6,700
010-1410-419.50-05 LEGAL PUBLICATIONS	576	2,300	800	1,100	1,100
010-1410-419.50-36 PRINTING SERVICES	0	500	500	300	300
010-1410-419.50-86 MISCELLANEOUS	0	0	0	500	500
OTHER SERVICES	<u>3,899</u>	<u>7,800</u>	<u>5,700</u>	<u>8,500</u>	<u>8,600</u>
OTHER SERVICES & CHARGES	<u>7,905</u>	<u>13,600</u>	<u>11,200</u>	<u>14,600</u>	<u>14,800</u>
010-1410-419.60-23 MATERIAL & SUPPLIES	296	1,100	400	3,600	3,700
010-1410-419.60-24 OTHER EQUIPMENT	620	2,300	1,000	1,900	1,900
010-1410-419.60-28 BOOKS, MAGS, & SUBSCRIPT.	0	600	400	600	600
MATERIAL & SUPPLIES	<u>916</u>	<u>4,000</u>	<u>1,800</u>	<u>6,100</u>	<u>6,200</u>
PLANNING	<u>596,804</u>	<u>614,100</u>	<u>564,600</u>	<u>661,500</u>	<u>680,700</u>

**CITY OF BROKEN ARROW**  
**GENERAL FUND**  
**DEVELOPMENT SERVICES DEPARTMENT**  
**Inspections Division**

ACCOUNT NUMBER/DESCRIPTION	FISCAL YEAR	FISCAL YEAR	FISCAL YEAR	FISCAL YEAR	FISCAL YEAR
	2015 ACTUAL	2016 BUDGET	2016 ESTIMATED ACTUAL	2017 BUDGET	2018 FINANCIAL PLAN
010-1415-424.10-04 REGULAR	429,346	426,900	436,000	446,900	460,300
010-1415-424.10-05 VARIABLE PAY PROGRAM	3,520	0	1,300	0	0
010-1415-424.10-11 OVERTIME	178	1,000	500	500	500
010-1415-424.10-19 INJURY PAY	299	0	0	0	0
<b>SALARIES AND WAGES</b>	<b>433,343</b>	<b>427,900</b>	<b>437,800</b>	<b>447,400</b>	<b>460,800</b>
010-1415-424.20-10 LONGEVITY	9,550	10,100	10,100	11,200	11,500
010-1415-424.20-21 SOCIAL SECURITY	33,067	32,700	33,600	34,900	36,000
010-1415-424.20-22 RETIREMENT	43,981	43,800	45,400	45,900	47,300
010-1415-424.20-26 INSURANCE	72,421	107,000	71,500	76,700	79,000
010-1415-424.20-41 CELL PHONE ALLOWANCE	554	600	600	600	600
<b>EMPLOYEE BENEFITS</b>	<b>159,573</b>	<b>194,200</b>	<b>161,200</b>	<b>169,300</b>	<b>174,400</b>
<b>PERSONAL SERVICES</b>	<b>592,916</b>	<b>622,100</b>	<b>599,000</b>	<b>616,700</b>	<b>635,200</b>
010-1415-424.30-11 REG. FEES & CERTIFICATION	2,825	4,000	3,800	4,500	4,600
010-1415-424.30-85 MEMBERSHIP DUES	280	200	200	400	400
010-1415-424.30-87 PROFESSIONAL SERVICES	0	0	300	0	0
<b>PROF &amp; TECH SERVICES</b>	<b>3,105</b>	<b>4,200</b>	<b>4,300</b>	<b>4,900</b>	<b>5,000</b>
010-1415-424.40-20 VEHICLE REPAIR	16,377	1,000	3,700	2,500	2,500
010-1415-424.40-31 UNIFORM RENTAL/SERVICES	1,189	2,100	1,300	4,600	4,700
010-1415-424.40-33 OTHER RENTAL	237	600	1,100	900	900
010-1415-424.40-55 MAINTENANCE SERVICES	40	200	200	200	200
<b>PROPERTY SERVICES</b>	<b>17,843</b>	<b>3,900</b>	<b>6,300</b>	<b>8,200</b>	<b>8,300</b>
010-1415-424.50-03 TRAVEL & EXPENSES	1,323	6,500	1,500	4,200	4,300
010-1415-424.50-22 TELEPHONE	2,812	5,400	3,300	5,400	5,500
010-1415-424.50-36 PRINTING SERVICES	0	0	0	100	100
010-1415-424.50-54 OUTSIDE DATA SERVICES	2,775	4,200	3,800	6,000	6,100
<b>OTHER SERVICES</b>	<b>6,910</b>	<b>16,100</b>	<b>8,600</b>	<b>15,700</b>	<b>16,000</b>
<b>OTHER SERVICES &amp; CHARGES</b>	<b>27,858</b>	<b>24,200</b>	<b>19,200</b>	<b>28,800</b>	<b>29,300</b>
010-1415-424.60-10 UNIFORMS	898	900	900	2,600	2,700
010-1415-424.60-19 TIRES & TUBES	2,210	1,800	1,800	3,000	3,100
010-1415-424.60-20 VEHICLE REPAIR PARTS	1,551	1,500	1,500	3,000	3,100
010-1415-424.60-21 FUEL & LUBRICANTS	12,174	17,000	10,000	17,000	17,300
010-1415-424.60-23 MATERIAL & SUPPLIES	632	300	1,800	1,300	1,300
010-1415-424.60-24 OTHER EQUIPMENT	78	8,700	4,200	5,000	5,100
010-1415-424.60-28 BOOKS, MAGS, & SUBSCRIPT.	2,165	2,000	2,000	2,500	2,600
<b>MATERIAL &amp; SUPPLIES</b>	<b>19,708</b>	<b>32,200</b>	<b>22,200</b>	<b>34,400</b>	<b>35,200</b>
<b>INSPECTIONS</b>	<b>640,482</b>	<b>678,500</b>	<b>640,400</b>	<b>679,900</b>	<b>699,700</b>
<b>DEVELOPMENT SERVICES</b>	<b>2,394,170</b>	<b>2,543,500</b>	<b>2,273,000</b>	<b>2,564,800</b>	<b>2,639,500</b>

## GENERAL GOVERNMENT

**PURPOSE:**

The General Government program assembles all general purpose expenditure requirements that are not chargeable to specific departments. These expenditures do not include any personnel costs except for unemployment benefits, but they do include maintenance for City Hall, fueling and maintenance of pool vehicles, expenditures relating to conducting the City's business by City Council members and other general expenses for the operation of City Hall including printing and postage.

### FINANCIAL HIGHLIGHTS

	FISCAL YEAR 2015 ACTUAL	FISCAL YEAR 2016 BUDGET	FISCAL YEAR 2016 ESTIMATED ACTUAL	FISCAL YEAR 2017 BUDGET	FISCAL YEAR 2018 FINANCIAL PLAN
<b>PERSONAL SERVICES:</b>					
SALARIES & WAGES					
EMPLOYEE BENEFITS	9,402	12,500	20,500	22,500	22,900
<b>TOTAL PERSONAL SERVICES</b>	<b>9,402</b>	<b>12,500</b>	<b>20,500</b>	<b>22,500</b>	<b>22,900</b>
<b>OTHER SERVICES &amp; CHARGES</b>					
PROF & TECH SERVICES	292,785	450,700	351,000	430,700	438,400
PROPERTY SERVICES	297,565	301,400	340,400	321,800	328,300
OTHER SERVICES	1,257,925	1,633,500	1,597,300	1,643,500	1,520,400
<b>TOTAL OTHER SERVICES &amp; CHARGES</b>	<b>1,848,275</b>	<b>2,385,600</b>	<b>2,288,700</b>	<b>2,396,000</b>	<b>2,287,100</b>
<b>MATERIALS &amp; SUPPLIES</b>	<b>18,754</b>	<b>40,000</b>	<b>21,100</b>	<b>27,500</b>	<b>27,700</b>
<b>TOTAL</b>	<b>1,876,431</b>	<b>2,438,100</b>	<b>2,330,300</b>	<b>2,446,000</b>	<b>2,337,700</b>

**CITY OF BROKEN ARROW  
GENERAL FUND  
GENERAL GOVERNMENT**

ACCOUNT NUMBER/DESCRIPTION	FISCAL YEAR 2015 ACTUAL	FISCAL YEAR 2016 BUDGET	FISCAL YEAR 2016 ESTIMATED ACTUAL	FISCAL YEAR 2017 BUDGET	FISCAL YEAR 2018 FINANCIAL PLAN
010-1700-419.20-2S UNEMPLOYMENT COMPENSATION	8,331	10,000	19,200	20,000	20,400
010-1700-419.20-28 PCORI FEE	1,071	2,500	1,300	2,500	2,500
EMPLOYEE BENEFITS	<u>9,402</u>	<u>12,500</u>	<u>20,500</u>	<u>22,500</u>	<u>22,900</u>
PERSONAL SERVICES	<u>9,402</u>	<u>12,500</u>	<u>20,500</u>	<u>22,500</u>	<u>22,900</u>
010-1700-419.30-08 LEGAL EXPENSES - LABOR	13,446	50,000	75,000	60,000	60,000
010-1700-419.30-09 LEGAL EXPENSE LITIGATION	0	50,000	15,000	30,000	30,000
010-1700-419.30-11 REG. FEES & CERTIFICATION	9,648	12,000	10,000	12,000	12,300
010-1700-419.30-83 ELECTIONS	45,596	60,000	30,000	60,000	62,000
010-1700-419.30-85 MEMBERSHIP DUES	76,797	82,700	80,500	82,700	84,400
010-1700-419.30-87 PROFESSIONAL SERVICES	147,298	196,000	140,500	186,000	189,700
PROF & TECH SERVICES	<u>292,785</u>	<u>450,700</u>	<u>351,000</u>	<u>430,700</u>	<u>438,400</u>
010-1700-419.40-07 PROPERTY MAINTENANCE	16,587	2,000	62,000	20,000	20,400
010-1700-419.40-17 B.P. MAINTENANCE	1,090	3,000	900	3,000	3,100
010-1700-419.40-20 VEHICLE REPAIR	120	3,000	1,000	3,000	3,100
010-1700-419.40-28 MISC CONTRACT SERVICES	209,318	216,000	212,200	216,000	220,300
010-1700-419.40-33 OTHER RENTAL	21,160	15,400	14,000	17,800	18,200
010-1700-419.40-55 MAINTENANCE SERVICES	49,290	62,000	50,300	62,000	63,200
PROPERTY SERVICES	<u>297,565</u>	<u>301,400</u>	<u>340,400</u>	<u>321,800</u>	<u>328,300</u>
010-1700-419.50-03 TRAVEL & EXPENSES	31,222	25,000	35,700	35,000	35,700
010-1700-419.50-05 LEGAL PUBLICATIONS	13,084	20,000	14,000	20,000	20,400
010-1700-419.50-06 VEHICLE REPAIR TORT	50,398	12,000	2,000	12,000	12,300
010-1700-419.50-09 MISCELLANEOUS TORT CLAIMS	26,151	15,000	14,700	15,000	15,300
010-1700-419.50-10 SERVICE CONTRACTS	104,382	74,000	74,000	74,000	75,500
010-1700-419.50-11 WORKERS COMP	665,000	550,000	550,000	550,000	550,000
010-1700-419.50-22 TELEPHONE	10,020	10,000	11,400	10,000	10,200
010-1700-419.50-24 UTILITIES (ONG)	0	5,000	2,500	5,000	5,100
010-1700-419.50-25 UTILITIES (PSO)	3,159	25,000	24,000	25,000	25,500
010-1700-419.50-36 PRINTING SERVICES	23,125	40,000	41,900	40,000	40,800
010-1700-419.50-39 POSTAGE	42,944	50,000	48,900	50,000	51,000
010-1700-419.50-54 OUTSIDE DATA SERVICES	35,699	2,500	3,000	2,500	2,600
010-1700-419.50-70 ECONOMIC DEVELOPMENT	2,278	0	5,000	0	0
010-1700-419.50-76 INSURANCE-GENERAL	91,250	145,000	133,000	145,000	14,800
010-1700-419.50-85 OVERHEAD FEE	122,012	600,000	600,000	600,000	600,000
010-1700-419.50-86 MISCELLANEOUS	23,020	40,000	36,400	40,000	40,800
010-1700-419.50-89 EMPLOYEE/CITIZEN ACTIVITY	14,181	20,000	800	20,000	20,400
OTHER SERVICES	<u>1,257,925</u>	<u>1,633,500</u>	<u>1,597,300</u>	<u>1,643,500</u>	<u>1,520,400</u>
OTHER SERVICES & CHARGES	<u>1,848,275</u>	<u>2,385,600</u>	<u>2,288,700</u>	<u>2,396,000</u>	<u>2,287,100</u>



**CITY OF BROKEN ARROW  
GENERAL FUND  
GENERAL GOVERNMENT**

ACCOUNT NUMBER/DESCRIPTION	FISCAL YEAR 2015 ACTUAL	FISCAL YEAR 2016 BUDGET	FISCAL YEAR 2016 ESTIMATED ACTUAL	FISCAL YEAR 2017 BUDGET	FISCAL YEAR 2018 FINANCIAL PLAN
010-1700-419.60-03 OFFICE SUPPLIES	495	500	500	500	500
010-1700-419.60-17 B.P. MAINTENANCE SUPPLIES	13	2,000	100	2,000	2,000
010-1700-419.60-18 BLDG MATERIAL & SUPPLIES	6,625	10,000	10,000	10,000	10,200
010-1700-419.60-19 TIRES & TUBES	425	2,000	1,000	1,000	1,000
010-1700-419.60-20 VEHICLE REPAIR PARTS	2,261	3,000	2,000	1,500	1,500
010-1700-419.60-21 FUEL & LUBRICANTS	4,494	10,000	1,500	2,500	2,500
010-1700-419.60-23 MATERIAL & SUPPLIES	428	0	1,000	0	0
010-1700-419.60-24 OTHER EQUIPMENT	887	2,000	5,000	2,000	2,000
010-1700-419.60-28 BOOKS, MAGS, & SUBSCRIPT.	277	500	0	500	500
010-1700-419.60-30 JANITORIAL SUPPLIES	2,849	10,000	0	7,500	7,500
MATERIALS & SUPPLIES	<u>18,754</u>	<u>40,000</u>	<u>21,100</u>	<u>27,500</u>	<u>27,700</u>
GENERAL GOVERNMENT	<u>1,876,431</u>	<u>2,438,100</u>	<u>2,330,300</u>	<u>2,446,000</u>	<u>2,337,700</u>

## GENERAL SERVICES DEPARTMENT

**DIVISIONS:**

Cemetery

Electrical

**PURPOSE:**

To maintain and operate the City cemetery including the showing of available plots, maintaining the cemetery grounds and providing burial services in a professional, courteous and caring manner.

To maintain and repair all city traffic signals and school signals, to provide electrical system repair and maintenance for lift stations, treatment plants and all other city buildings. To construct new traffic signals as required.

### FINANCIAL HIGHLIGHTS

	FISCAL YEAR 2015 ACTUAL	FISCAL YEAR 2016 BUDGET	FISCAL YEAR 2016 ESTIMATED ACTUAL	FISCAL YEAR 2017 BUDGET	FISCAL YEAR 2018 FINANCIAL PLAN
<b>PERSONAL SERVICES:</b>					
SALARIES & WAGES	374,504	389,600	358,900	358,200	368,900
EMPLOYEE BENEFITS	178,140	191,100	184,200	206,800	213,400
<b>TOTAL PERSONAL SERVICES</b>	<b>552,644</b>	<b>580,700</b>	<b>543,100</b>	<b>565,000</b>	<b>582,300</b>
<b>OTHER SERVICES &amp; CHARGES</b>					
PROF & TECH SERVICES	29,801	32,600	38,100	37,700	37,700
PROPERTY SERVICES	5,652	19,500	12,300	21,100	21,100
OTHER SERVICES	13,672	12,500	11,700	12,400	12,400
<b>TOTAL OTHER SERVICES &amp; CHARGES</b>	<b>49,125</b>	<b>64,600</b>	<b>62,100</b>	<b>71,200</b>	<b>71,200</b>
<b>MATERIALS &amp; SUPPLIES</b>	<b>92,319</b>	<b>109,500</b>	<b>105,300</b>	<b>109,800</b>	<b>109,800</b>
<b>TOTAL</b>	<b>694,088</b>	<b>754,800</b>	<b>710,500</b>	<b>746,000</b>	<b>763,300</b>

**CITY OF BROKEN ARROW  
GENERAL FUND  
GENERAL SERVICES DEPARTMENT  
Cemetery Division**

ACCOUNT NUMBER/DESCRIPTION	FISCAL YEAR	FISCAL YEAR	FISCAL YEAR	FISCAL YEAR	FISCAL YEAR
	2015 ACTUAL	2016 BUDGET	2016 ESTIMATED ACTUAL	2017 BUDGET	2018 FINANCIAL PLAN
010-5105-432.10-04 REGULAR	99,375	102,100	100,400	102,500	105,600
010-5105-432.10-05 VARIABLE PAY PROGRAM	0	1,000	0	0	0
010-5105-432.10-08 PART TIME & TEMPORARY	3,591	17,900	4,500	4,100	4,100
010-5105-432.10-11 OVERTIME	4,288	3,000	4,500	4,000	4,200
<b>SALARIES AND WAGES</b>	<b>107,254</b>	<b>124,000</b>	<b>109,400</b>	<b>110,600</b>	<b>113,900</b>
010-5105-432.20-10 LONGEVITY	1,600	1,700	1,700	1,900	2,000
010-5105-432.20-21 SOCIAL SECURITY	8,055	9,000	8,100	8,400	8,700
010-5105-432.20-22 RETIREMENT	10,516	10,400	10,500	10,400	10,700
010-5105-432.20-26 INSURANCE	31,240	35,900	33,500	39,700	40,900
<b>EMPLOYEE BENEFITS</b>	<b>51,411</b>	<b>57,000</b>	<b>53,800</b>	<b>60,400</b>	<b>62,300</b>
<b>PERSONAL SERVICES</b>	<b>158,665</b>	<b>181,000</b>	<b>163,200</b>	<b>171,000</b>	<b>176,200</b>
010-5105-432.40-07 BUILDING MAINTENANCE	275	800	500	800	800
010-5105-432.40-20 VEHICLE REPAIR	0	2,000	500	2,000	2,000
010-5105-432.40-28 MISC CONTRACT SERVICES	0	800	0	800	800
010-5105-432.40-31 UNIFORM RENTAL/SERVICES	631	700	650	700	700
010-5105-432.40-33 OTHER RENTAL	36	100	50	100	100
010-5105-432.40-55 MAINTENANCE SERVICES	0	0	0	900	900
<b>PROPERTY SERVICES</b>	<b>942</b>	<b>4,400</b>	<b>1,700</b>	<b>5,300</b>	<b>5,300</b>
010-5105-432.50-22 TELEPHONE	1,376	1,700	1,400	1,700	1,700
010-5105-432.50-23 OTHER UTILITIES	1,264	1,400	1,300	1,400	1,400
010-5105-432.50-24 UTILITIES (ONG)	902	1,200	1,000	1,200	1,200
010-5105-432.50-25 UTILITIES (PSO)	1,220	1,500	1,500	1,500	1,500
010-5105-432.50-86 MISCELLANEOUS	80	500	500	500	500
<b>OTHER SERVICES</b>	<b>4,842</b>	<b>6,300</b>	<b>5,700</b>	<b>6,300</b>	<b>6,300</b>
<b>OTHER SERVICES &amp; CHARGES</b>	<b>5,784</b>	<b>10,700</b>	<b>7,400</b>	<b>11,600</b>	<b>11,600</b>
010-5105-432.60-03 OFFICE SUPPLIES	0	300	100	200	200
010-5105-432.60-10 UNIFORMS	283	600	300	600	600
010-5105-432.60-18 BLDG MATERIAL & SUPPLIES	169	400	400	400	400
010-5105-432.60-19 TIRES & TUBES	1,315	800	800	800	800
010-5105-432.60-20 VEHICLE REPAIR PARTS	1,839	3,000	4,500	3,000	3,000
010-5105-432.60-21 FUEL & LUBRICANTS	3,074	4,000	2,200	3,000	3,000
010-5105-432.60-23 MATERIAL & SUPPLIES	1,854	2,800	1,900	2,800	2,800
010-5105-432.60-24 OTHER EQUIPMENT	217	1,300	1,300	1,800	1,800
010-5105-432.60-27 CONCRETE & AGGREGATE	3,674	5,000	4,000	5,000	5,000
010-5105-432.60-30 JANITORIAL SUPPLIES	261	300	300	300	300
<b>MATERIALS &amp; SUPPLIES</b>	<b>12,686</b>	<b>18,500</b>	<b>15,800</b>	<b>17,900</b>	<b>17,900</b>
<b>CEMETERY</b>	<b>177,135</b>	<b>210,200</b>	<b>186,400</b>	<b>200,500</b>	<b>205,700</b>

**CITY OF BROKEN ARROW  
GENERAL FUND  
GENERAL SERVICES DEPARTMENT  
Signal Maintenance**

ACCOUNT NUMBER/DESCRIPTION	FISCAL YEAR	FISCAL YEAR	FISCAL YEAR	FISCAL YEAR	FISCAL YEAR
	2015 ACTUAL	2016 BUDGET	2016 ESTIMATED ACTUAL	2017 BUDGET	2018 FINANCIAL PLAN
010-5110-437.10-04 REGULAR	255,938	253,300	240,000	235,300	242,400
010-5110-437.10-05 VARIABLE PAY PROGRAM	9,013	1,300	0	1,300	1,300
010-5110-437.10-11 OVERTIME	2,299	11,000	9,500	11,000	11,300
SALARIES AND WAGES	<u>267,250</u>	<u>265,600</u>	<u>249,500</u>	<u>247,600</u>	<u>255,000</u>
010-5110-437.20-10 LONGEVITY	7,200	7,000	5,500	4,600	5,000
010-5110-437.20-21 SOCIAL SECURITY	20,218	19,100	18,800	18,200	18,800
010-5110-437.20-22 RETIREMENT	27,485	26,100	25,000	24,100	24,800
010-5110-437.20-26 INSURANCE	71,272	81,300	80,500	98,900	101,900
010-5110-437.20-41 CELL PHONE ALLOWANCE	554	600	600	600	600
EMPLOYEE BENEFITS	<u>126,729</u>	<u>134,100</u>	<u>130,400</u>	<u>146,400</u>	<u>151,100</u>
PERSONAL SERVICES	<u>393,979</u>	<u>399,700</u>	<u>379,900</u>	<u>394,000</u>	<u>406,100</u>
010-5110-437.30-11 REG. FEES & CERTIFICATION	785	1,300	2,100	2,200	2,200
010-5110-437.30-35 MAINT OF TRAFFIC SIGNALS	29,016	16,000	21,000	20,200	20,200
010-5110-437.30-84 MEDICAL VACCINATION	0	300	0	300	300
010-5110-437.30-87 PROFESSIONAL SERVICES	0	15,000	15,000	15,000	15,000
PROF & TECH SERVICES	<u>29,801</u>	<u>32,600</u>	<u>38,100</u>	<u>37,700</u>	<u>37,700</u>
010-5110-437.40-20 VEHICLE REPAIR	870	6,700	5,000	6,700	6,700
010-5110-437.40-31 UNIFORM RENTAL/SERVICES	2,973	3,200	3,000	3,200	3,200
010-5110-437.40-32 EQUIPMENT RENTAL	106	600	300	600	600
010-5110-437.40-50 RADIO MAINTENANCE-OUTSIDE	0	600	300	600	600
010-5110-437.40-55 MAINTENANCE SERVICES	761	4,000	2,000	4,700	4,700
PROPERTY SERVICES	<u>4,710</u>	<u>15,100</u>	<u>10,600</u>	<u>15,800</u>	<u>15,800</u>
010-5110-437.50-03 TRAVEL & EXPENSES	19	1,100	1,000	1,100	1,100
010-5110-437.50-22 TELEPHONE	5,121	600	500	500	500
010-5110-437.50-25 UTILITIES (PSO)	3,358	4,000	4,000	4,000	4,000
010-5110-437.50-86 MISCELLANEOUS	332	500	500	500	500
OTHER SERVICES	<u>8,830</u>	<u>6,200</u>	<u>6,000</u>	<u>6,100</u>	<u>6,100</u>
OTHER SERVICES & CHARGES	<u>43,341</u>	<u>53,900</u>	<u>54,700</u>	<u>59,600</u>	<u>59,600</u>

CITY OF BROKEN ARROW  
GENERAL FUND  
GENERAL SERVICES DEPARTMENT  
Signal Maintenance

ACCOUNT NUMBER/DESCRIPTION	FISCAL YEAR	FISCAL YEAR	FISCAL YEAR	FISCAL YEAR	FISCAL YEAR
	2015 ACTUAL	2016 BUDGET	2016 ESTIMATED ACTUAL	2017 BUDGET	2018 FINANCIAL PLAN
010-5110-437.60-10 UNIFORMS	1,166	1,500	1,200	1,500	1,500
010-5110-437.60-19 TIRES & TUBES	1,020	2,200	2,000	2,200	2,200
010-5110-437.60-20 VEHICLE REPAIR PARTS	4,094	5,000	7,000	6,000	6,000
010-5110-437.60-21 FUEL & LUBRICANTS	12,198	14,000	7,000	9,000	9,000
010-5110-437.60-23 MATERIAL & SUPPLIES	1,866	2,600	2,000	2,600	2,600
010-5110-437.60-24 OTHER EQUIPMENT	5,150	3,500	3,500	3,600	3,600
010-5110-437.60-28 BOOKS, MAGS, & SUBSCRIPT.	8	400	200	400	400
010-5110-437.60-31 OTHER EQUIP PARTS/MAINT	14,802	16,500	16,500	16,500	16,500
010-5110-437.60-35 TRAFFIC SIGNAL SUPPLIES	39,297	44,800	50,000	49,600	49,600
010-5110-437.60-50 RADIO MAINTENANCE	32	500	100	500	500
MATERIALS & SUPPLIES	<u>79,633</u>	<u>91,000</u>	<u>89,500</u>	<u>91,900</u>	<u>91,900</u>
SIGNAL MAINTENANCE	<u>516,953</u>	<u>544,600</u>	<u>524,100</u>	<u>545,500</u>	<u>557,600</u>
GENERAL SERVICES	<u>694,088</u>	<u>754,800</u>	<u>710,500</u>	<u>746,000</u>	<u>763,300</u>

## STREET/STORMWATER DEPARTMENT

**DIVISIONS -**

Street Repair and Construction

**PURPOSE:**

To maintain and repair all aspects of the street system, including snow removal, pavement and rights-of-way maintenance, street cleaning and reconstruction of streets as necessary while striving to minimize disruption of access by the citizens and business community of the City.

### FINANCIAL HIGHLIGHTS

	FISCAL YEAR 2015 ACTUAL	FISCAL YEAR 2016 BUDGET	FISCAL YEAR 2016 ESTIMATED ACTUAL	FISCAL YEAR 2017 BUDGET	FISCAL YEAR 2018 FINANCIAL PLAN
<b>PERSONAL SERVICES:</b>					
SALARIES & WAGES	962,356	1,056,500	1,024,500	1,172,900	1,207,900
EMPLOYEE BENEFITS	447,278	531,600	511,100	621,100	539,900
<b>TOTAL PERSONAL SERVICES</b>	<b>1,409,634</b>	<b>1,588,100</b>	<b>1,535,600</b>	<b>1,794,000</b>	<b>1,747,800</b>
<b>OTHER SERVICES &amp; CHARGES</b>					
PROF & TECH SERVICES	3,066	4,000	8,000	8,000	8,000
PROPERTY SERVICES	45,993	47,100	88,400	64,400	73,400
OTHER SERVICES	124,540	30,700	10,500	11,200	11,200
<b>TOTAL OTHER SERVICES &amp; CHARGES</b>	<b>173,599</b>	<b>81,800</b>	<b>106,900</b>	<b>83,600</b>	<b>92,600</b>
<b>MATERIALS &amp; SUPPLIES</b>	<b>718,753</b>	<b>758,300</b>	<b>698,800</b>	<b>577,100</b>	<b>587,100</b>
<b>TOTAL</b>	<b>2,301,986</b>	<b>2,428,200</b>	<b>2,341,300</b>	<b>2,454,700</b>	<b>2,427,500</b>

**CITY OF BROKEN ARROW  
GENERAL FUND  
STREET/STORMWATER DEPARTMENT  
Street Division**

ACCOUNT NUMBER/DESCRIPTION	FISCAL YEAR	FISCAL YEAR	FISCAL YEAR	FISCAL YEAR	FISCAL YEAR
	2015 ACTUAL	2016 BUDGET	2016 ESTIMATED ACTUAL	2017 BUDGET	2018 FINANCIAL PLAN
010-5300-431.10-04 REGULAR	898,856	981,000	960,000	1,088,400	1,121,100
010-5300-431.10-05 VARIABLE PAY PROGRAM	1,382	7,500	4,500	9,800	9,800
010-5300-431.10-11 OVERTIME	61,824	68,000	60,000	74,700	77,000
010-5300-431.10-19 INJURY PAY	294	0	0	0	0
<b>SALARIES AND WAGES</b>	<b>962,356</b>	<b>1,056,500</b>	<b>1,024,500</b>	<b>1,172,900</b>	<b>1,207,900</b>
010-5300-431.20-10 LONGEVITY	21,155	20,600	18,600	19,900	20,700
010-5300-431.20-12 EDUCATION/PERFORMANCE	602	600	600	600	600
010-5300-431.20-21 SOCIAL SECURITY	72,541	73,400	76,700	81,900	84,400
010-5300-431.20-22 RETIREMENT	98,527	100,400	103,500	108,200	11,400
010-5300-431.20-26 INSURANCE	252,790	334,900	310,000	408,800	421,100
010-5300-431.20-41 CELL PHONE ALLOWANCE	1,663	1,700	1,700	1,700	1,700
<b>EMPLOYEE BENEFITS</b>	<b>447,278</b>	<b>531,600</b>	<b>511,100</b>	<b>621,100</b>	<b>539,900</b>
<b>PERSONAL SERVICES</b>	<b>1,409,634</b>	<b>1,588,100</b>	<b>1,535,600</b>	<b>1,794,000</b>	<b>1,747,800</b>
010-5300-431.30-11 REG. FEES & CERTIFICATION	3,066	4,000	8,000	8,000	8,000
<b>PROF &amp; TECH SERVICES</b>	<b>3,066</b>	<b>4,000</b>	<b>8,000</b>	<b>8,000</b>	<b>8,000</b>
010-5300-431.40-07 BUILDING MAINTENANCE	2,795	2,000	26,000	4,200	4,200
010-5300-431.40-20 VEHICLE REPAIR	14,874	20,000	26,000	20,000	26,000
010-5300-431.40-28 MISC CONTRACT SERVICES	4,100	3,500	3,500	3,700	3,700
010-5300-431.40-29 OTHER EQUIPMENT REPAIR	0	1,000	1,000	1,000	1,000
010-5300-431.40-31 UNIFORM RENTAL/SERVICES	3,676	4,000	4,500	6,000	6,000
010-5300-431.40-32 EQUIPMENT RENTAL	19,966	14,000	23,000	20,000	23,000
010-5300-431.40-33 OTHER RENTAL	125	0	1,800	1,600	1,600
010-5300-431.40-36 STREET MARKING	0	1,000	1,000	1,000	1,000
010-5300-431.40-50 RADIO MAINTENANCE-OUTSIDE	0	600	600	600	600
010-5300-431.40-55 MAINTENANCE SERVICES	457	1,000	1,000	6,300	6,300
<b>PROPERTY SERVICES</b>	<b>45,993</b>	<b>47,100</b>	<b>88,400</b>	<b>64,400</b>	<b>73,400</b>
010-5300-431.50-03 TRAVEL & EXPENSES	1,617	2,500	2,500	2,500	2,500
010-5300-431.50-22 TELEPHONE	808	1,000	4,800	4,000	4,000
010-5300-431.50-24 UTILITIES (ONG)	2,068	6,000	2,000	3,500	3,500
010-5300-431.50-25 UTILITIES (PSO)	0	20,000	0	0	0
010-5300-431.50-36 PRINTING SERVICES	0	600	600	600	600
010-5300-431.50-85 OVERHEAD FEE	120,000	0	0	0	0
010-5300-431.50-86 MISCELLANEOUS	47	600	600	600	600
<b>OTHER SERVICES</b>	<b>124,540</b>	<b>30,700</b>	<b>10,500</b>	<b>11,200</b>	<b>11,200</b>
<b>OTHER SERVICES &amp; CHARGES</b>	<b>173,599</b>	<b>81,800</b>	<b>106,900</b>	<b>83,600</b>	<b>92,600</b>

**CITY OF BROKEN ARROW  
GENERAL FUND  
STREET/STORMWATER DEPARTMENT  
Street Division**

ACCOUNT NUMBER/DESCRIPTION	FISCAL YEAR	FISCAL YEAR	FISCAL YEAR	FISCAL YEAR	FISCAL YEAR
	2015	2016	2016	2017	2018
	ACTUAL	BUDGET	ESTIMATED	BUDGET	FINANCIAL
			ACTUAL		PLAN
010-5300-431.60-03 OFFICE SUPPLIES	4,674	5,000	5,000	5,000	5,000
010-5300-431.60-10 UNIFORMS	6,579	6,500	7,000	7,000	7,000
010-5300-431.60-18 BLDG MATERIALS & SUPPLIES	1,965	5,000	6,000	5,500	5,500
010-5300-431.60-19 TIRES & TUBES	15,555	24,000	24,000	28,400	28,400
010-5300-431.60-20 VEHICLE REPAIR PARTS	107,141	110,000	140,000	130,000	140,000
010-5300-431.60-21 FUEL & LUBRICANTS	146,653	160,000	95,000	160,000	160,000
010-5300-431.60-23 MATERIAL & SUPPLIES	27,688	26,200	26,200	27,500	27,500
010-5300-431.60-24 OTHER EQUIPMENT	8,491	11,000	8,000	11,000	11,000
010-5300-431.60-27 CONCRETE & AGGREGATE	6,281	7,500	7,500	7,500	7,500
010-5300-431.60-28 BOOKS, MAGS, & SUBSCRIPT.	603	500	500	600	600
010-5300-431.60-30 JANITORIAL SUPPLIES	1,423	1,000	3,000	3,000	3,000
010-5300-431.60-36 STREET SIGN/MARKING	70,243	90,000	65,000	90,000	90,000
010-5300-431.60-50 RADIO MAINTENANCE	609	1,600	1,600	1,600	1,600
010-5300-431.60-80 ASPHALT & AGGREGATE	320,848	310,000	310,000	100,000	100,000
MATERIALS & SUPPLIES	<u>718,753</u>	<u>758,300</u>	<u>698,800</u>	<u>577,100</u>	<u>587,100</u>
<b>STREET</b>	<u><u>2,301,986</u></u>	<u><u>2,428,200</u></u>	<u><u>2,341,300</u></u>	<u><u>2,454,700</u></u>	<u><u>2,427,500</u></u>



## PARKS

**DIVISIONS:**

Parks  
Main Place  
Historical Museum

Recreation  
Forestry/Horticulture  
Special Events

**PURPOSE:**

To provide park and recreation services and facilities viewed by the citizens as highly valued investments in their daily lives, improve the quality of life by providing the citizens of Broken Arrow with the level of satisfaction they desire through meeting their recreational, educational and cultural needs and desires including maintenance and enhancement of the City's urban forest.

### FINANCIAL HIGHLIGHTS

	FISCAL YEAR 2015 ACTUAL	FISCAL YEAR 2016 BUDGET	FISCAL YEAR 2016 ESTIMATED ACTUAL	FISCAL YEAR 2017 BUDGET	FISCAL YEAR 2018 FINANCIAL PLAN
<b>PERSONAL SERVICES:</b>					
SALARIES & WAGES	1,717,928	1,896,300	1,808,900	1,972,100	1,996,700
EMPLOYEE BENEFITS	671,156	838,700	801,300	944,800	992,300
<b>TOTAL PERSONAL SERVICES</b>	<b>2,389,084</b>	<b>2,735,000</b>	<b>2,610,200</b>	<b>2,916,900</b>	<b>2,989,000</b>
<b>OTHER SERVICES &amp; CHARGES</b>					
PROF & TECH SERVICES	5,704	11,200	17,100	28,600	29,000
PROPERTY SERVICES	141,338	186,800	218,700	202,300	215,000
OTHER SERVICES	358,817	397,000	339,100	398,700	402,700
<b>TOTAL OTHER SERVICES &amp; CHARGES</b>	<b>505,859</b>	<b>595,000</b>	<b>574,900</b>	<b>629,600</b>	<b>646,700</b>
<b>MATERIALS &amp; SUPPLIES</b>	<b>322,000</b>	<b>433,100</b>	<b>383,300</b>	<b>438,800</b>	<b>449,600</b>
<b>TOTAL</b>	<b>3,216,943</b>	<b>3,763,100</b>	<b>3,568,400</b>	<b>3,985,300</b>	<b>4,085,300</b>

**CITY OF BROKEN ARROW  
GENERAL FUND  
PARKS DEPARTMENT  
Parks Division**

ACCOUNT NUMBER/DESCRIPTION	FISCAL YEAR	FISCAL YEAR	FISCAL YEAR	FISCAL YEAR	FISCAL YEAR
	2015 ACTUAL	2016 BUDGET	2016 ESTIMATED ACTUAL	2017 BUDGET	.2018 FINANCIAL PLAN
010-6000-451.10-04 REGULAR	920,922	984,600	940,300	1,080,500	1,102,100
010-6000-451.10-05 VARIABLE PAY PROGRAM	0	7,500	0	6,000	6,000
010-6000-451.10-08 PART TIME & TEMPORARY	11,715	17,900	17,900	20,900	21,500
010-6000-451.10-11 OVERTIME	13,235	13,000	15,000	16,500	17,000
010-6000-451.10-19 INJURY PAY	6,833	0	3,800	0	0
<b>SALARIES AND WAGES</b>	<b>952,705</b>	<b>1,023,000</b>	<b>977,000</b>	<b>1,123,900</b>	<b>1,146,600</b>
010-6000-451.20-10 LONGEVITY	22,900	23,700	23,700	25,200	25,500
010-6000-451.20-21 SOCIAL SECURITY	71,695	75,300	75,600	85,400	89,700
010-6000-451.20-22 RETIREMENT	96,288	101,100	107,600	110,700	110,200
010-6000-451.20-26 INSURANCE	245,775	331,000	305,700	405,800	438,600
010-6000-451.20-41 CELL PHONE ALLOWANCE	1,109	1,200	1,100	1,200	1,200
<b>EMPLOYEE BENEFITS</b>	<b>437,767</b>	<b>532,300</b>	<b>513,700</b>	<b>628,300</b>	<b>665,200</b>
<b>PERSONAL SERVICES</b>	<b>1,390,472</b>	<b>1,555,300</b>	<b>1,490,700</b>	<b>1,752,200</b>	<b>1,811,800</b>
010-6000-451.30-11 REG. FEES & CERTIFICATION	1,760	2,000	2,000	2,900	3,000
010-6000-451.30-85 MEMBERSHIP DUES	240	500	500	800	800
010-6000-451.30-87 PROFESSIONAL SERVICES	170	0	4,000	10,000	10,200
<b>PROF &amp; TECH SERVICES</b>	<b>2,170</b>	<b>2,500</b>	<b>6,500</b>	<b>13,700</b>	<b>14,000</b>
010-6000-451.40-07 BUILDING MAINTENANCE	9,891	13,500	19,200	12,100	12,400
010-6000-451.40-20 VEHICLE REPAIR	3,823	2,500	3,000	3,000	3,100
010-6000-451.40-28 MISC. CONTRACT SERVICES	18,850	30,000	30,000	31,200	31,800
010-6000-451.40-29 OTHER EQUIPMENT REPAIR	104	0	100	0	0
010-6000-451.40-31 UNIFORM RENTAL/SERVICES	3,271	3,600	3,700	3,900	4,000
010-6000-451.40-32 EQUIPMENT RENTAL	149	700	300	700	700
010-6000-451.40-33 OTHER RENTAL	3,372	5,000	2,500	3,100	3,200
010-6000-451.40-50 RADIO MAINTENANCE-OUTSIDE	0	1,000	0	1,000	1,000
010-6000-451.40-55 MAINTENANCE SERVICES	241	0	300	8,000	8,200
<b>PROPERTY SERVICES</b>	<b>39,701</b>	<b>56,300</b>	<b>59,100</b>	<b>63,000</b>	<b>64,400</b>

**CITY OF BROKEN ARROW  
GENERAL FUND  
PARKS DEPARTMENT  
Parks Division**

ACCOUNT NUMBER/DESCRIPTION	FISCAL YEAR	FISCAL YEAR	FISCAL YEAR	FISCAL YEAR	FISCAL YEAR
	2015 ACTUAL	2016 BUDGET	2016 ESTIMATED ACTUAL	2017 BUDGET	2018 FINANCIAL PLAN
010-6000-451.50-03 TRAVEL & EXPENSES	157	1,000	200	2,200	2,200
010-6000-451.50-22 TELEPHONE	4,179	5,000	4,400	5,000	5,100
010-6000-451.50-23 OTHER UTILITIES	3,127	2,600	1,400	1,500	1,500
010-6000-451.50-24 UTILITIES (ONG)	1,022	1,300	900	1,300	1,300
010-6000-451.50-25 UTILITIES (PSO)	31,760	34,500	30,300	32,800	32,800
010-6000-451.50-40 UTILITIES (PSO) BASEBALL	18,046	19,000	19,000	19,000	19,000
010-6000-451.50-41 UTILITIES (PSO) SOCCER	12,472	15,700	11,100	14,000	14,000
010-6000-451.50-42 UTILITIES (PSO) SOFTBALL	22,889	25,000	25,500	25,500	25,500
010-6000-451.50-43 UTILITIES (PSO) AL GRAHAM	9,374	11,000	12,000	12,000	12,000
010-6000-451.50-54 OUTSIDE DATA SERVICE	10,578	17,000	5,500	14,300	14,600
010-6000-451.50-85 OVERHEAD FEE	53,700	0	0	0	0
010-6000-451.50-86 MISCELLANEOUS	0	300	200	300	300
OTHER SERVICES	<u>167,304</u>	<u>132,400</u>	<u>110,500</u>	<u>127,900</u>	<u>128,300</u>
OTHER SERVICES & CHARGES	<u>209,175</u>	<u>191,200</u>	<u>176,100</u>	<u>204,600</u>	<u>206,700</u>
010-6000-451.60-03 OFFICE SUPPLIES	497	700	700	700	700
010-6000-451.60-10 UNIFORMS	4,475	5,000	5,000	6,400	6,500
010-6000-451.60-18 BLDG MATERIAL & SUPPLIES	12,264	15,000	15,000	15,700	16,000
010-6000-451.60-19 TIRES & TUBES	8,024	9,000	9,000	9,300	9,500
010-6000-451.60-20 VEHICLE REPAIR PARTS	33,154	30,000	33,500	35,000	35,700
010-6000-451.60-21 FUEL & LUBRICANTS	60,784	90,000	57,000	90,000	90,000
010-6000-451.60-23 MATERIAL & SUPPLIES	14,969	15,000	15,000	15,000	15,300
010-6000-451.60-24 OTHER EQUIPMENT	3,858	9,000	9,000	8,000	8,200
010-6000-451.60-27 CONCRETE & AGGREGATE	6,048	12,000	12,000	8,000	8,200
010-6000-451.60-30 JANITORIAL SUPPLIES	2,574	2,500	2,500	2,500	2,600
010-6000-451.60-31 OTHER EQUIP PARTS/MAINT	374	600	600	600	600
010-6000-451.60-33 RECREATIONAL SUPPLIES	18,851	28,000	28,000	28,000	28,600
010-6000-451.60-34 CHEMICAL & LAB SUPPLIES	27,929	28,500	29,600	29,600	30,200
010-6000-451.60-50 RADIO MAINTENANCE	0	600	200	600	600
010-6000-451.60-70 BEAUTIFICATION	16,235	20,000	20,000	20,000	20,400
MATERIALS & SUPPLIES	<u>210,036</u>	<u>265,900</u>	<u>237,100</u>	<u>269,400</u>	<u>273,100</u>
PARKS & RECREATION	<u>1,809,683</u>	<u>2,012,400</u>	<u>1,903,900</u>	<u>2,226,200</u>	<u>2,291,600</u>

**CITY OF BROKEN ARROW  
GENERAL FUND  
PARKS DEPARTMENT  
Main Place Division**

ACCOUNT NUMBER/DESCRIPTION	FISCAL YEAR 2015 ACTUAL	FISCAL YEAR 2016 BUDGET	FISCAL YEAR 2016 ESTIMATED ACTUAL	FISCAL YEAR 2017 BUDGET	FISCAL YEAR 2018 FINANCIAL PLAN
010-6001-451.40-07 BUILDING MAINTENANCE	4,041	8,500	9,000	9,000	12,000
PROPERTY SERVICES	4,041	8,500	9,000	9,000	12,000
010-6001-451.50-22 TELEPHONE	1,920	2,200	2,000	2,200	2,200
010-6001-451.50-23 OTHER UTILITIES	280	900	1,100	900	900
010-6001-451.50-24 UTILITIES (ONG)	5,929	9,000	5,200	9,000	9,000
010-6001-451.50-25 UTILITIES (PSO)	26,004	28,000	28,000	28,000	28,000
OTHER SERVICES	34,133	40,100	36,300	40,100	40,100
OTHER SERVICES & CHARGES	38,174	48,600	45,300	49,100	52,100
010-6001-451.60-18 BLDG MATERIAL & SUPPLIES	997	3,000	2,500	3,000	4,000
010-6001-451.60-23 MATERIAL & SUPPLIES	80	800	200	800	800
010-6001-451.60-24 OTHER EQUIPMENT	0	300	0	300	300
010-6001-451.60-30 JANITORIAL SUPPLIES	1,156	0	2,000	1,500	2,000
MATERIALS & SUPPLIES	2,233	4,100	4,700	5,600	7,100
MAIN PLACE	40,407	52,700	50,000	54,700	59,200

**CITY OF BROKEN ARROW  
GENERAL FUND  
PARKS DEPARTMENT  
Recreation Division**

ACCOUNT NUMBER/DESCRIPTION	FISCAL YEAR	FISCAL YEAR	FISCAL YEAR	FISCAL YEAR	FISCAL YEAR
	2015 ACTUAL	2016 BUDGET	2016 ESTIMATED ACTUAL	2017 BUDGET	2018 FINANCIAL PLAN
010-6002-451.10-04 REGULAR	197,952	223,300	200,800	224,300	231,000
010-6002-451.10-08 PART TIME & TEMPORARY	281,971	300,000	274,100	300,000	300,000
010-6002-451.10-11 OVERTIME	8,898	9,000	9,000	9,000	900
<b>SALARIES AND WAGES</b>	<b>488,821</b>	<b>532,300</b>	<b>483,900</b>	<b>533,300</b>	<b>531,900</b>
010-6002-451.20-10 LONGEVITY	1,967	2,700	3,400	5,500	6,500
010-6002-451.20-21 SOCIAL SECURITY	36,734	40,600	36,800	55,000	56,700
010-6002-451.20-22 RETIREMENT	20,831	22,700	21,200	23,100	23,800
010-6002-451.20-26 INSURANCE	51,410	73,500	56,400	65,200	67,200
010-6002-451.20-41 CELL PHONE ALLOWANCE	554	600	600	600	600
<b>EMPLOYEE BENEFITS</b>	<b>111,496</b>	<b>140,100</b>	<b>118,400</b>	<b>149,400</b>	<b>154,800</b>
<b>PERSONAL SERVICES</b>	<b>600,317</b>	<b>672,400</b>	<b>602,300</b>	<b>682,700</b>	<b>686,700</b>
010-6002-451.30-11 REG. FEES & CERTIFICATION	838	2,000	2,000	3,000	3,100
010-6002-451.30-84 MEDICAL VACCINATION	70	100	100	100	100
010-6002-451.30-85 MEMBERSHIP DUES	604	700	700	700	700
<b>PROF &amp; TECH SERVICES</b>	<b>1,512</b>	<b>2,800</b>	<b>2,800</b>	<b>3,800</b>	<b>3,900</b>
010-6002-451.40-07 BUILDING MAINTENANCE	18,522	13,000	13,000	13,000	13,300
010-6002-451.40-20 VEHICLE REPAIR	0	400	400	400	400
010-6002-451.40-28 MISC. CONTRACT SERVICES	45,640	30,000	30,000	30,000	30,600
010-6002-451.40-29 OTHER EQUIPMENT REPAIR	0	400	400	400	400
010-6002-451.40-33 OTHER RENTAL	1,673	7,000	1,500	5,000	5,000
010-6002-451.40-55 MAINTENANCE SERVICES	5,996	7,500	7,500	7,500	7,700
<b>PROPERTY SERVICES</b>	<b>71,831</b>	<b>58,300</b>	<b>52,800</b>	<b>56,300</b>	<b>57,400</b>
010-6002-451.50-03 TRAVEL & EXPENSES	402	1,500	500	2,000	2,100
010-6002-451.50-10 SERVICE CONTRACT	23,372	57,000	57,000	57,000	58,200
010-6002-451.50-22 TELEPHONE	5,613	7,200	8,100	8,000	8,200
010-6002-451.50-24 UTILITIES (ONG)	13,404	12,000	9,400	13,500	13,800
010-6002-451.50-25 UTILITIES (P50)	74,748	90,000	73,200	85,000	86,700
010-6002-451.50-36 PRINTING SERVICES	0	300	300	600	600
010-6002-451.50-55 CREDIT CARD CHARGES	1,995	2,200	2,100	2,200	2,300
010-6002-451.50-86 MISCELLANEOUS	0	100	100	100	100
<b>OTHER SERVICES</b>	<b>119,534</b>	<b>170,300</b>	<b>150,700</b>	<b>168,400</b>	<b>172,000</b>
<b>OTHER SERVICES &amp; CHARGES</b>	<b>192,877</b>	<b>231,400</b>	<b>206,300</b>	<b>228,500</b>	<b>233,300</b>

**CITY OF BROKEN ARROW  
GENERAL FUND  
PARKS DEPARTMENT  
Recreation Division**

ACCOUNT NUMBER/DESCRIPTION	FISCAL YEAR	FISCAL YEAR	FISCAL YEAR	FISCAL YEAR	FISCAL YEAR
	2015 ACTUAL	2016 BUDGET	2016 ESTIMATED ACTUAL	2017 BUDGET	2018 FINANCIAL PLAN
010-6002-451.60-03 OFFICE SUPPLIES	3,712	4,400	3,900	4,400	4,500
010-6002-451.60-10 UNIFORMS	229	800	1,600	1,400	1,400
010-6002-451.60-18 BLDG MATERIAL & SUPPLIES	5,433	7,100	7,100	7,100	7,300
010-6002-451.60-19 TIRES & TUBES	0	200	200	200	200
010-6002-451.60-20 VEHICLE REPAIR PARTS	755	500	300	500	500
010-6002-451.60-21 FUEL & LUBRICANTS	793	1,500	900	1,500	1,500
010-6002-451.60-23 MATERIAL & SUPPLIES	8,288	7,500	7,500	7,500	7,700
010-6002-451.60-24 OTHER EQUIPMENT	4,388	15,400	14,700	15,000	15,000
010-6002-451.60-28 BOOKS, MAGS, & SUBSCRIPT.	121	200	200	200	200
010-6002-451.60-30 JANITORIAL SUPPLIES	4,784	6,500	5,100	5,500	5,500
010-6002-451.60-33 RECREATIONAL SUPPLIES	6,962	11,000	9,500	11,000	11,000
010-6002-451.60-34 CHEMICAL & LAB SUPPLIES	14,480	18,500	16,500	18,500	19,500
010-6002-451.60-67 CONCESSION SUPPLIES MATERIALS & SUPPLIES	26,134	32,000	27,900	28,000	29,000
	<u>76,079</u>	<u>105,600</u>	<u>95,400</u>	<u>100,800</u>	<u>103,300</u>
RECREATION	<u>869,273</u>	<u>1,009,400</u>	<u>904,000</u>	<u>1,012,000</u>	<u>1,023,300</u>

**CITY OF BROKEN ARROW  
GENERAL FUND  
PARKS DEPARTMENT  
Forestry/Horticulture Division**

ACCOUNT NUMBER/DESCRIPTION	FISCAL YEAR 2015 ACTUAL	FISCAL YEAR 2016 BUDGET	FISCAL YEAR 2016 ESTIMATED ACTUAL	FISCAL YEAR 2017 BUDGET	FISCAL YEAR 2018 FINANCIAL PLAN
010-6003-451.10-04 REGULAR	117,254	166,300	167,200	206,000	206,000
010-6003-451.10-05 VARIABLE PAY PROGRAM	0	1,300	0	1,300	1,300
010-6003-451.10-08 PART TIME & TEMPORARY	2,773	9,000	7,200	8,200	8,400
010-6003-451.10-11 OVERTIME	2,099	5,000	2,500	5,000	5,200
<b>SALARIES AND WAGES</b>	<b>122,126</b>	<b>181,600</b>	<b>176,900</b>	<b>220,500</b>	<b>220,900</b>
010-6003-451.20-10 LONGEVITY	2,500	2,400	2,400	3,100	3,500
010-6003-451.20-21 SOCIAL SECURITY	8,950	12,800	12,200	15,900	15,900
010-6003-451.20-22 RETIREMENT	11,836	16,900	17,100	21,000	21,000
010-6003-451.20-26 INSURANCE	39,101	63,600	66,500	91,400	95,100
<b>EMPLOYEE BENEFITS</b>	<b>62,387</b>	<b>95,700</b>	<b>98,200</b>	<b>131,400</b>	<b>135,500</b>
<b>PERSONAL SERVICES</b>	<b>184,513</b>	<b>277,300</b>	<b>275,100</b>	<b>351,900</b>	<b>356,400</b>
010-6003-451.30-11 REG. FEES & CERTIFICATION	0	1,000	600	1,000	1,000
010-6003-451.30-85 MEMBERSHIP DUES	15	100	100	100	100
<b>PROF &amp; TECH SERVICES</b>	<b>15</b>	<b>1,100</b>	<b>700</b>	<b>1,100</b>	<b>1,100</b>
010-6003-451.40-20 VEHICLE REPAIR	140	700	300	700	700
010-6003-451.40-28 MISC. CONTRACT SERVICES	14,921	37,400	35,200	39,100	39,900
010-6003-451.40-31 UNIFORM RENTAL/SERVICES	360	700	400	700	700
010-6003-451.40-32 EQUIPMENT RENTAL	0	100	0	100	100
<b>PROPERTY SERVICES</b>	<b>15,421</b>	<b>38,900</b>	<b>35,900</b>	<b>40,600</b>	<b>41,400</b>
010-6003-451.50-03 TRAVEL & EXPENSES	0	400	100	400	400
<b>OTHER SERVICES</b>	<b>0</b>	<b>400</b>	<b>100</b>	<b>400</b>	<b>400</b>
<b>OTHER SERVICES &amp; CHARGES</b>	<b>15,436</b>	<b>40,400</b>	<b>36,700</b>	<b>42,100</b>	<b>42,900</b>

**CITY OF BROKEN ARROW  
GENERAL FUND  
PARKS DEPARTMENT  
Forestry/Horticulture Division**

ACCOUNT NUMBER/DESCRIPTION	FISCAL YEAR	FISCAL YEAR	FISCAL YEAR	FISCAL YEAR	FISCAL YEAR
	2015 ACTUAL	2016 BUDGET	2016 ESTIMATED ACTUAL	2017 BUDGET	2018 FINANCIAL PLAN
010-6003-451.60-03 OFFICE SUPPLIES	92	200	100	200	200
010-6003-451.60-10 UNIFORMS	794	1,100	800	1,100	1,100
010-6003-451.60-18 BLDG MATERIAL & SUPPLIES	1,005	1,200	1,000	1,200	1,200
010-6003-451.60-19 TIRES & TUBES	0	700	700	700	700
010-6003-451.60-20 VEHICLE REPAIR PARTS	270	1,600	500	1,600	1,600
010-6003-451.60-21 FUEL & LUBRICANTS	920	2,500	1,600	2,500	2,500
010-6003-451.60-23 MATERIAL & SUPPLIES	2,154	3,000	2,500	2,500	2,600
010-6003-451.60-24 OTHER EQUIPMENT	1,739	1,800	1,400	1,800	1,900
010-6003-451.60-27 CONCRETE & AGGREGATE	18	300	100	300	400
010-6003-451.60-28 BOOKS, MAGS, & SUBSCRIPT.	0	100	0	100	100
010-6003-451.60-31 OTHER EQUIP PARTS/MAINT	24	500	200	500	500
010-6003-451.60-34 CHEMICAL & LAB SUPPLIES	8,532	9,500	8,500	9,500	10,000
010-6003-451.60-70 BEAUTIFICATION	14,164	19,500	15,700	18,700	19,500
MATERIALS & SUPPLIES	<u>29,712</u>	<u>42,000</u>	<u>33,100</u>	<u>40,700</u>	<u>42,300</u>
FORESTRY/HORTICULTURE	<u>229,661</u>	<u>359,700</u>	<u>344,900</u>	<u>434,700</u>	<u>441,600</u>



**CITY OF BROKEN ARROW  
GENERAL FUND  
PARKS DEPARTMENT  
Historical Museum Division**

ACCOUNT NUMBER/DESCRIPTION	FISCAL YEAR	FISCAL YEAR	FISCAL YEAR	FISCAL YEAR	FISCAL YEAR
	2015 ACTUAL	2016 BUDGET	2016 ESTIMATED ACTUAL	2017 BUDGET	2018 FINANCIAL PLAN
010-6004-451.40-07 BUILDING MAINTENANCE	6,361	5,000	39,000	8,000	12,000
010-6004-451.40-28 MISC. CONTRACT SERVICES	0	400	100	1,700	1,700
PROPERTY SERVICES	<u>6,361</u>	<u>5,400</u>	<u>39,100</u>	<u>9,700</u>	<u>13,700</u>
010-6004-451.50-22 TELEPHONE	4,612	5,000	4,800	5,000	5,000
010-6004-451.50-24 UTILITIES (ONG)	5,521	7,000	4,500	7,000	7,000
010-6004-451.50-25 UTILITIES (PSO)	21,441	30,000	22,000	30,000	30,000
OTHER SERVICES	<u>31,574</u>	<u>42,000</u>	<u>31,300</u>	<u>42,000</u>	<u>42,000</u>
OTHER SERVICES & CHARGES	<u>37,935</u>	<u>47,400</u>	<u>70,400</u>	<u>51,700</u>	<u>55,700</u>
010-6004-451.60-18 BLDG MATERIAL & SUPPLIES	671	1,500	1,000	1,500	2,000
010-6004-451.60-23 MATERIAL & SUPPLIES	0	1,000	100	1,000	2,000
010-6004-451.60-24 OTHER EQUIPMENT	0	1,000	100	1,000	1,000
MATERIALS & SUPPLIES	<u>671</u>	<u>3,500</u>	<u>1,200</u>	<u>3,500</u>	<u>5,000</u>
HISTORICAL MUSEUM	<u>38,606</u>	<u>50,900</u>	<u>71,600</u>	<u>55,200</u>	<u>60,700</u>

**CITY OF BROKEN ARROW  
GENERAL FUND  
PARKS DEPARTMENT  
Special Events Division**

ACCOUNT NUMBER/DESCRIPTION	FISCAL YEAR 2015 ACTUAL	FISCAL YEAR 2016 BUDGET	FISCAL YEAR 2016 ESTIMATED ACTUAL	FISCAL YEAR 2017 BUDGET	FISCAL YEAR 2018 FINANCIAL PLAN
010-6005-451.10-04 REGULAR	135,885	142,000	142,000	62,500	64,400
010-6005-451.10-08 PART TIME & TEMPORARY	18,301	16,900	27,900	30,900	31,800
010-6005-451.10-11 OVERTIME	90	500	1,200	1,000	1,100
SALARIES AND WAGES	<u>154,276</u>	<u>159,400</u>	<u>171,100</u>	<u>94,400</u>	<u>97,300</u>
010-6005-451.20-10 LONGEVITY	3,458	2,600	2,600	1,700	1,800
010-6005-451.20-12 EDUCATION/PERFORMANCE	450	600	600	600	600
010-6005-451.20-21 SOCIAL SECURITY	11,528	11,700	11,900	7,100	7,300
010-6005-451.20-22 RETIREMENT	13,151	14,700	14,700	6,600	6,800
010-6005-451.20-26 INSURANCE	29,672	39,800	39,800	19,100	19,700
010-6005-451.20-41 CELL PHONE ALLOWANCE	1,247	1,200	1,400	600	600
EMPLOYEE BENEFITS	<u>59,506</u>	<u>70,600</u>	<u>71,000</u>	<u>35,700</u>	<u>36,800</u>
PERSONAL SERVICES	<u>213,782</u>	<u>230,000</u>	<u>242,100</u>	<u>130,100</u>	<u>134,100</u>
010-6005-451.30-11 REG. FEES & CERTIFICATION	2,007	3,000	3,700	6,000	6,000
010-6005-451.30-85 MEMBERSHIP DUES	0	1,200	2,400	2,800	2,800
010-6005-451.30-87 PROFESSIONAL SERVICES	0	600	1,000	1,200	1,200
PROF & TECH SERVICES	<u>2,007</u>	<u>4,800</u>	<u>7,100</u>	<u>10,000</u>	<u>10,000</u>
010-6005-451.40-07 BUILDING MAINTENANCE	3,271	1,800	4,800	2,600	4,000
010-6005-451.40-20 VEHICLE REPAIR	0	500	500	500	500
010-6005-451.40-28 MISC. CONTRACT SERVICES	712	13,000	14,500	16,500	16,500
010-6005-451.40-29 OTHER EQUIPMENT REPAIR	0	200	200	200	200
010-6005-451.40-32 EQUIPMENT RENTAL	0	3,000	1,000	2,000	3,000
010-6005-451.40-33 OTHER RENTAL	0	700	1,600	1,700	1,700
010-6005-451.40-50 RADIO MAINTENANCE-OUTSIDE	0	100	100	100	100
010-6005-451.40-55 MAINTENANCE SERVICES	0	100	100	100	100
PROPERTY SERVICES	<u>3,983</u>	<u>19,400</u>	<u>22,800</u>	<u>23,700</u>	<u>26,100</u>
010-6005-451.50-03 TRAVEL & EXPENSES	85	1,000	700	3,400	3,400
010-6005-451.50-10 SERVICE CONTRACT	0	500	0	500	500
010-6005-451.50-22 TELEPHONE	803	600	2,100	3,000	3,000
010-6005-451.50-23 OTHER UTILITIES	569	3,000	1,500	2,000	2,000
010-6005-451.50-25 UTILITIES (PSO)	2,332	3,400	3,400	7,500	7,500
010-6005-451.50-36 PRINTING SERVICES	774	800	800	1,000	1,000
010-6005-451.50-54 OUTSIDE DATA SERVICE	0	2,000	1,200	2,000	2,000
010-6005-451.50-86 MISCELLANEOUS	1,709	500	500	500	500
OTHER SERVICES	<u>6,272</u>	<u>11,800</u>	<u>10,200</u>	<u>19,900</u>	<u>19,900</u>
OTHER SERVICES & CHARGES	<u>12,262</u>	<u>36,000</u>	<u>40,100</u>	<u>53,600</u>	<u>56,000</u>

**CITY OF BROKEN ARROW  
GENERAL FUND  
PARKS DEPARTMENT  
Special Events Division**

ACCOUNT NUMBER/DESCRIPTION	FISCAL YEAR	FISCAL YEAR	FISCAL YEAR	FISCAL YEAR	FISCAL YEAR
	2015 ACTUAL	2016 BUDGET	2016 ESTIMATED ACTUAL	2017 BUDGET	2018 FINANCIAL PLAN
010-6005-451.60-03 OFFICE SUPPLIES	282	500	800	800	800
010-6005-451.60-10 UNIFORMS	54	400	400	1,000	1,000
010-6005-451.60-18 BLDG MATERIAL & SUPPLIES	863	1,500	1,500	3,000	3,000
010-6005-451.60-19 TIRES & TUBES	0	300	300	300	300
010-6005-451.60-20 VEHICLE REPAIR PARTS	0	2,000	1,800	2,000	2,000
010-6005-451.60-21 FUEL & LUBRICANTS	0	1,000	700	800	800
010-6005-451.60-23 MATERIAL & SUPPLIES	1,618	1,600	1,800	2,200	2,200
010-6005-451.60-24 OTHER EQUIPMENT	265	3,800	1,300	2,600	2,600
010-6005-451.60-28 BOOKS, MAGS, & SUBSCRIPT.	0	200	2,700	200	200
010-6005-451.60-30 JANITORIAL SUPPLIES	187	500	300	700	700
010-6005-451.60-31 OTHER EQUIP PARTS/MAINT	0	200	200	200	200
010-6005-451.60-34 CHEMICAL & LAB SUPPLIES	0	0	0	5,000	5,000
MATERIALS & SUPPLIES	<u>3,269</u>	<u>12,000</u>	<u>11,800</u>	<u>18,800</u>	<u>18,800</u>
SPECIAL EVENTS	<u>229,313</u>	<u>278,000</u>	<u>294,000</u>	<u>202,500</u>	<u>208,900</u>
PARKS & RECREATION	<u>3,216,943</u>	<u>3,763,100</u>	<u>3,568,400</u>	<u>3,985,300</u>	<u>4,085,300</u>

**CITY OF BROKEN ARROW**

**MUNICIPAL AUTHORITY**

**FY2017 BUDGET**

**FY2018 FINANCIAL PLAN**

**BROKEN ARROW MUNICIPAL AUTHORITY  
FINANCIAL PLAN  
FISCAL YEARS 2017 & 2018**

	FINANCIAL PLAN 2016	ESTIMATED ACTUAL 2016	FINANCIAL PLAN 2017	FINANCIAL PLAN 2018
<b>BEGINNING FUND BALANCE - EMERGENCY RESERVE FUND BALANCE</b>	<b>3,180,254</b>	<b>3,180,254</b>	<b>3,768,664</b>	<b>1,162,764</b>
<b>CURRENT REVENUE:</b>				
CHARGES FOR SERVICES	40,354,500	41,315,900	41,922,100	45,531,700
INTERGOVERNMENTAL	0	0	0	0
FINES FORFEITURES & ASSESSMENTS	930,100	866,200	878,800	883,600
INTEREST	2,400	1,600	1,700	2,500
MISCELLANEOUS	66,900	39,900	40,300	40,700
<b>TOTAL CURRENT REVENUE</b>	<b>41,353,900</b>	<b>42,223,600</b>	<b>42,842,900</b>	<b>46,458,500</b>
<b>OTHER FINANCING SOURCES:</b>				
TRANSFERS IN	13,417,100	13,673,810	14,084,000	14,506,500
NOTE PROCEEDS	2,800,000	2,598,600	2,045,000	2,045,000
<b>TOTAL OTHER FINANCING SOURCES</b>	<b>16,217,100</b>	<b>16,272,410</b>	<b>16,129,000</b>	<b>16,551,500</b>
<b>TOTAL REVENUES</b>	<b>57,571,000</b>	<b>58,496,010</b>	<b>58,971,900</b>	<b>63,010,000</b>
<b>CURRENT EXPENDITURES:</b>				
PERSONAL SERVICES	14,325,800	13,652,800	14,715,500	14,835,460
OTHER SERVICES & CHARGES	11,506,700	11,116,100	12,378,600	12,389,700
MATERIALS & SUPPLIES	4,161,784	4,434,500	4,460,800	4,679,400
CAPITAL OUTLAY	8,763,116	8,629,200	6,971,400	3,419,900
<b>TOTAL CURRENT EXPENDITURES</b>	<b>38,757,400</b>	<b>37,832,600</b>	<b>38,526,300</b>	<b>35,324,460</b>
<b>OTHER FINANCING USES -</b>				
DEBT SERVICE	7,367,200	7,045,000	8,387,500	7,940,800
TRANSFERS OUT	13,030,000	13,030,000	14,664,000	15,086,500
<b>TOTAL OTHER FINANCING USES</b>	<b>20,397,200</b>	<b>20,075,000</b>	<b>23,051,500</b>	<b>23,027,300</b>
<b>TOTAL EXPENDITURES</b>	<b>59,154,600</b>	<b>57,907,600</b>	<b>61,577,800</b>	<b>58,351,760</b>
<b>NET INCOME</b>	<b>(1,583,600)</b>	<b>588,410</b>	<b>(2,605,900)</b>	<b>4,658,240</b>
<b>ENDING FUND BALANCE - EMERGENCY RESERVE FUND BALANCE</b>	<b>1,596,654</b>	<b>3,768,664</b>	<b>1,162,764</b>	<b>5,821,004</b>

**BROKEN ARROW MUNICIPAL AUTHORITY  
FINANCIAL PLAN  
FISCAL YEARS 2017 & 2018**

DESCRIPTION	FINANCIAL PLAN 2016	ESTIMATED ACTUAL 2016	FINANCIAL PLAN 2017	FINANCIAL PLAN 2018
<b>REVENUES:</b>				
<b>CHARGES FOR SERVICES:</b>				
Water Revenue	17,238,500	17,966,700	18,236,200	19,896,600
Sewer Charges	11,305,400	11,143,300	11,310,400	12,916,700
Sanitation	6,068,700	6,330,300	6,425,300	6,489,600
Extra Refuse Pick-up	50,400	60,300	60,900	61,500
Water Taps	638,100	549,200	554,700	560,300
Sewer Taps	12,900	17,900	18,100	18,300
Stormwater Utility Fee	4,156,800	4,387,800	4,453,600	4,723,100
Turn-ons	241,100	230,400	232,700	235,000
Bag Sales	26,700	15,600	15,700	15,900
Transfer Fees	15,300	13,900	14,000	14,200
Pretreatment Application Fee	600	500	500	500
Overhead Fee - General Fund	600,000	600,000	600,000	600,000
<b>TOTAL CHARGES FOR SERVICES</b>	<b>40,354,500</b>	<b>41,315,900</b>	<b>41,922,100</b>	<b>45,531,700</b>

**BROKEN ARROW MUNICIPAL AUTHORITY  
FINANCIAL PLAN  
FISCAL YEAR 2016**

<b>DEPARTMENT/DIVISION</b>	<b>PERSONAL SERVICES</b>	<b>OTHER SERVICES &amp; CHARGES</b>	<b>MATERIALS AND SUPPLIES</b>	<b>CAPITAL OUTLAY</b>	<b>TOTAL</b>
<b>Finance -</b>					
Revenue	622,700	542,000	8,000	0	1,172,700
<b>General Government</b>	<b>14,500</b>	<b>1,252,000</b>	<b>11,000</b>	<b>17,500</b>	<b>1,295,000</b>
<b>General Services:</b>					
Operations	326,300	82,400	15,400	159,397	583,497
Building Maintenance	687,600	21,700	33,600	22,000	764,900
Fleet Maintenance	1,217,700	75,800	62,400	175,400	1,531,300
Sanitation	2,174,400	1,754,000	1,075,000	545,003	5,548,403
Logistics	367,800	19,100	13,200	25,000	425,100
<b>Total General Services</b>	<b>4,773,800</b>	<b>1,953,000</b>	<b>1,199,600</b>	<b>926,800</b>	<b>8,853,200</b>
<b>Engineering/Construction:</b>					
Construction	676,500	14,700	23,500	52,000	766,700
Engineering	982,100	293,700	22,500	44,000	1,342,300
Stormwater	362,700	45,600	14,500	37,500	460,300
<b>Total Engineering/Construction</b>	<b>2,021,300</b>	<b>354,000</b>	<b>60,500</b>	<b>133,500</b>	<b>2,569,300</b>
<b>Street/Stormwater -</b>					
Stormwater	1,892,700	593,100	388,300	1,548,800	4,422,900
<b>Utilities:</b>					
Water Utilities R & C	1,613,500	1,717,700	581,584	2,143,716	6,056,500
Administration	235,900	5,700	12,100	0	253,700
Water Plant	730,000	2,031,000	1,136,000	354,100	4,251,100
Meter Reading	585,100	14,200	232,300	2,000,000	2,831,600
Wastewater Plant	524,800	1,828,700	448,500	1,167,300	3,969,300
Sewer Utilities R & C	1,311,500	1,215,300	83,900	471,400	3,082,100
<b>Total Utilities</b>	<b>5,000,800</b>	<b>6,812,600</b>	<b>2,494,384</b>	<b>6,136,516</b>	<b>20,444,300</b>
<b>TOTAL EXPENDITURES</b>	<b>14,325,800</b>	<b>11,506,700</b>	<b>4,161,784</b>	<b>8,763,116</b>	<b>38,757,400</b>
<b>Other Financing Uses:</b>					
Debt Service:					7,045,000
Transfers Out					
General Fund					12,450,000
BAEDA					580,000
<b>Total Transfers Out</b>					<b>13,030,000</b>
<b>Total Other Financing Uses</b>					<b>20,075,000</b>
<b>TOTAL BUDGET</b>					<b>58,832,400</b>

**BROKEN ARROW MUNICIPAL AUTHORITY**  
**ESTIMATED ACTUAL**  
**FISCAL YEAR 2016**

DEPARTMENT/DIVISION	PERSONAL SERVICES	OTHER SERVICES & CHARGES	MATERIALS AND SUPPLIES	CAPITAL OUTLAY	TOTAL
<b>Finance -</b>					
Revenue	525,200	607,200	8,000	0	1,140,400
<b>General Government</b>	<b>8,500</b>	<b>1,076,100</b>	<b>4,200</b>	<b>81,500</b>	<b>1,170,300</b>
<b>General Services:</b>					
Operations	301,800	89,700	13,800	100,300	505,600
Building Maintenance	692,100	6,500	26,900	0	725,500
Fleet Maintenance	1,084,700	57,800	53,000	175,400	1,370,900
Sanitation	2,165,900	1,911,300	955,600	494,100	5,526,900
Logistics	359,000	17,200	11,800	24,500	412,500
<b>Total General Services</b>	<b>4,603,500</b>	<b>2,082,500</b>	<b>1,061,100</b>	<b>794,300</b>	<b>8,541,400</b>
<b>Engineering/Construction:</b>					
Construction	620,000	13,700	17,600	36,500	687,800
Engineering	971,800	92,500	21,300	10,500	1,096,100
Stormwater	304,400	38,700	13,600	34,000	390,700
<b>Total Engineering/Construction</b>	<b>1,896,200</b>	<b>144,900</b>	<b>52,500</b>	<b>81,000</b>	<b>2,174,600</b>
<b>Street/Stormwater -</b>					
Stormwater	1,556,300	621,500	386,800	792,100	3,356,700
<b>Utilities:</b>					
Water Utilities R & C	2,157,700	1,755,700	545,400	3,037,600	7,496,400
Administration	194,300	4,000	5,600	0	203,900
Water Plant	780,800	1,781,400	1,265,100	587,900	4,415,200
Meter Reading	605,400	16,600	386,900	2,000,300	3,009,200
Wastewater Plant	602,500	1,755,300	478,100	554,300	3,390,200
Sewer Utilities R & C	722,400	1,270,900	240,800	700,200	2,934,300
<b>Total Utilities</b>	<b>5,063,100</b>	<b>6,583,900</b>	<b>2,921,900</b>	<b>6,880,300</b>	<b>21,449,200</b>
<b>TOTAL EXPENDITURES</b>	<b>13,652,800</b>	<b>11,116,100</b>	<b>4,434,500</b>	<b>8,629,200</b>	<b>37,832,600</b>
<b>Other Financing Uses:</b>					
Debt Service:					7,045,000
Transfers Out					
General Fund					12,450,000
BAEDA					580,000
<b>Total Transfers Out</b>					<b>13,030,000</b>
<b>Total Other Financing Uses</b>					<b>20,075,000</b>
<b>TOTAL BUDGET</b>					<b>57,907,600</b>



**BROKEN ARROW MUNICIPAL AUTHORITY  
FINANCIAL PLAN  
FISCAL YEAR 2017**

<b>DEPARTMENT/DIVISION</b>	<b>PERSONAL SERVICES</b>	<b>OTHER SERVICES &amp; CHARGES</b>	<b>MATERIALS AND SUPPLIES</b>	<b>CAPITAL OUTLAY</b>	<b>TOTAL</b>
Finance - Revenue	610,900	656,500	8,000	0	1,275,400
<b>General Government</b>	<b>8,500</b>	<b>1,249,500</b>	<b>7,000</b>	<b>17,500</b>	<b>1,282,500</b>
<b>General Services:</b>					
Operations	325,400	92,700	16,600	270,500	705,200
Building Maintenance	761,700	13,800	32,200	0	807,700
Fleet Maintenance	1,236,700	75,600	59,100	66,000	1,437,400
Sanitation	2,753,500	1,835,400	1,012,100	1,021,000	6,622,000
Logistics	426,900	25,600	15,500	28,000	496,000
<b>Total General Services</b>	<b>5,504,200</b>	<b>2,043,100</b>	<b>1,135,500</b>	<b>1,385,500</b>	<b>10,068,300</b>
<b>Engineering/Construction:</b>					
Construction	632,500	23,500	27,000	40,000	723,000
Engineering	1,173,100	98,400	32,000	135,000	1,438,500
Stormwater	383,400	52,000	19,500	15,000	469,900
<b>Total Engineering/Construction</b>	<b>2,189,000</b>	<b>173,900</b>	<b>78,500</b>	<b>190,000</b>	<b>2,631,400</b>
<b>Street/Stormwater -</b>					
Stormwater	1,697,400	675,100	394,700	1,910,900	4,678,100
<b>Utilities:</b>					
Water Utilities R & C	1,621,400	1,922,200	563,800	700,500	4,807,900
Administration	228,600	8,200	8,500	0	245,300
Water Plant	921,800	2,281,400	1,191,100	428,000	4,822,300
Meter Reading	554,500	20,900	358,600	2,028,000	2,962,000
Wastewater Plant	634,700	2,108,000	521,000	286,000	3,549,700
Sewer Utilities R & C	744,500	1,239,800	194,100	25,000	2,203,400
<b>Total Utilities</b>	<b>4,705,500</b>	<b>7,580,500</b>	<b>2,837,100</b>	<b>3,467,500</b>	<b>18,590,600</b>
<b>TOTAL EXPENDITURES</b>	<b>14,715,500</b>	<b>12,378,600</b>	<b>4,460,800</b>	<b>6,971,400</b>	<b>38,526,300</b>
<b>Other Financing Uses:</b>					
Debt Service:					8,387,500
Transfers Out					
General Fund					14,084,000
BAEDA					580,000
<b>Total Transfers Out</b>					<b>14,664,000</b>
<b>Total Other Financing Uses</b>					<b>23,051,500</b>
<b>TOTAL BUDGET</b>					<b>61,577,800</b>

**BROKEN ARROW MUNICIPAL AUTHORITY  
FINANCIAL PLAN  
FISCAL YEAR 2018**

<b>DEPARTMENT/DIVISION</b>	<b>PERSONAL SERVICES</b>	<b>OTHER SERVICES &amp; CHARGES</b>	<b>MATERIALS AND SUPPLIES</b>	<b>CAPITAL OUTLAY</b>	<b>TOTAL</b>
<b>Finance -</b>					
Revenue	625,860	658,800	8,000	0	1,292,660
<b>General Government</b>	<b>8,500</b>	<b>1,249,500</b>	<b>7,000</b>	<b>17,500</b>	<b>1,282,500</b>
<b>General Services:</b>					
Operations	287,200	92,700	16,600	99,000	495,500
Building Maintenance	778,300	13,800	32,200	0	824,300
Fleet Maintenance	1,263,900	75,600	63,600	80,000	1,483,100
Sanitation	2,806,100	1,835,400	1,012,100	190,500	5,844,100
Logistics	400,300	25,600	15,500	0	441,400
<b>Total General Services</b>	<b>5,535,800</b>	<b>2,043,100</b>	<b>1,140,000</b>	<b>369,500</b>	<b>9,088,400</b>
<b>Engineering/Construction:</b>					
Construction	637,000	23,500	27,000	0	687,500
Engineering	1,181,200	98,400	32,000	100,000	1,411,600
Stormwater	386,400	52,000	19,500	0	457,900
<b>Total Engineering/Construction</b>	<b>2,204,600</b>	<b>173,900</b>	<b>78,500</b>	<b>100,000</b>	<b>2,557,000</b>
<b>Street/Stormwater -</b>					
Stormwater	1,714,700	677,900	441,800	932,900	3,767,300
<b>Utilities:</b>					
Water Utilities R & C	1,632,500	1,922,200	563,800	0	4,118,500
Administration	229,900	8,200	8,500	0	246,600
Water Plant	931,100	2,287,400	1,341,100	0	4,559,600
Meter Reading	559,400	20,900	358,600	2,000,000	2,938,900
Wastewater Plant	640,900	2,108,000	538,000	0	3,286,900
Sewer Utilities R & C	752,200	1,239,800	194,100	0	2,186,100
<b>Total Utilities</b>	<b>4,746,000</b>	<b>7,586,500</b>	<b>3,004,100</b>	<b>2,000,000</b>	<b>17,336,600</b>
<b>TOTAL EXPENDITURES</b>	<b>14,835,460</b>	<b>12,389,700</b>	<b>4,679,400</b>	<b>3,419,900</b>	<b>35,324,460</b>
<b>Other Financing Uses:</b>					
Debt Service:					7,940,800
Transfers Out					
General Fund					14,506,500
BAEDA					580,000
<b>Total Transfers Out</b>					<b>15,086,500</b>
<b>Total Other Financing Uses</b>					<b>23,027,300</b>
<b>TOTAL BUDGET</b>					<b>58,351,760</b>

## FINANCE DEPARTMENT

**DIVISIONS:**

Revenue

**PURPOSE:**

The Revenue Division's purpose is to provide prompt and courteous service to the citizens of the City by coordinating with the Water, Sewer, Stormwater and Sanitation utilities for timely levels of service, presenting accurate customer bills on a timely basis, facilitate information and community news through messages on the monthly bills, collect and accurately post payments to the appropriate customer accounts and deposit all collections for the day.

### FINANCIAL HIGHLIGHTS

	FISCAL YEAR 2015 FINANCIAL PLAN	FISCAL YEAR 2015 ESTIMATED ACTUAL	FISCAL YEAR 2016 FINANCIAL PLAN	FISCAL YEAR 2017 FINANCIAL PLAN
<b>PERSONAL SERVICES:</b>				
SALARIES & WAGES	400,200	358,000	406,100	413,300
EMPLOYEE BENEFITS	222,500	167,200	204,800	212,560
<b>TOTAL PERSONAL SERVICES</b>	<b>622,700</b>	<b>525,200</b>	<b>610,900</b>	<b>625,860</b>
<b>OTHER SERVICES &amp; CHARGES</b>				
PROF & TECH SERVICES	39,900	39,900	41,700	43,200
PROPERTY SERVICES	35,400	35,300	41,900	42,700
OTHER SERVICES	466,700	532,000	572,900	572,900
<b>TOTAL OTHER SERVICES &amp; CHARGES</b>	<b>542,000</b>	<b>607,200</b>	<b>656,500</b>	<b>658,800</b>
<b>MATERIALS &amp; SUPPLIES</b>	<b>8,000</b>	<b>8,000</b>	<b>8,000</b>	<b>8,000</b>
<b>TOTAL OPERATING EXPENSES</b>	<b>1,172,700</b>	<b>1,140,400</b>	<b>1,275,400</b>	<b>1,292,660</b>
<b>CAPITAL OUTLAY</b>	<b>0</b>	<b>0</b>	<b>0</b>	<b>0</b>
<b>TOTAL</b>	<b>1,172,700</b>	<b>1,140,400</b>	<b>1,275,400</b>	<b>1,292,660</b>

**CITY OF BROKEN ARROW  
BROKEN ARROW MUNICIPAL AUTHORITY  
FINANCE DEPARTMENT  
Revenue Division**

ACCOUNT NUMBER	ACCOUNT DESCRIPTION	FISCAL YEAR	FISCAL YEAR	FISCAL YEAR	FISCAL YEAR
		2016	2016	2017	2018
		BUDGET	ESTIMATED ACTUAL	BUDGET	FINANCIAL PLAN
020-0503-415.10-04	REGULAR	359,200	310,000	355,600	362,800
020-0503-415.10-05	VARIABLE PAY PROGRAM	0	0	2,500	2,500
020-0503-415.10-11	OVERTIME	41,000	48,000	48,000	48,000
	<b>SALARIES AND WAGES</b>	<u>400,200</u>	<u>358,000</u>	<u>406,100</u>	<u>413,300</u>
020-0503-415.20-10	LONGEVITY	9,600	8,800	9,200	9,600
020-0503-415.20-21	SOCIAL SECURITY	26,700	26,700	27,900	28,500
020-0503-415.20-22	RETIREMENT	36,900	36,700	36,500	37,960
020-0503-415.20-26	INSURANCE	149,300	95,000	131,200	136,500
	<b>EMPLOYEE BENEFITS</b>	<u>222,500</u>	<u>167,200</u>	<u>204,800</u>	<u>212,560</u>
	<b>PERSONAL SERVICES</b>	<u>622,700</u>	<u>525,200</u>	<u>610,900</u>	<u>625,860</u>
020-0503-415.30-11	REG. FEES & CERTIFICATION	1,400	1,400	1,700	1,700
020-0503-415.30-81	AUDIT FEES	33,000	33,000	34,500	36,000
020-0503-415.30-85	MEMBERSHIP DUES	500	500	500	500
020-0503-415.30-87	PROFESSIONAL SERVICES	5,000	5,000	5,000	5,000
	<b>PROF &amp; TECH SERVICES</b>	<u>39,900</u>	<u>39,900</u>	<u>41,700</u>	<u>43,200</u>
020-0503-415.40-33	OTHER RENTAL	1,200	1,100	1,200	1,200
020-0503-415.40-55	MAINTENANCE SERVICES	34,200	34,200	40,700	41,500
	<b>PROPERTY SERVICES</b>	<u>35,400</u>	<u>35,300</u>	<u>41,900</u>	<u>42,700</u>
020-0503-415.50-03	TRAVEL & EXPENSES	1,200	1,200	2,400	2,400
020-0503-415.50-28	CONTRACT SERVICES	135,000	150,100	165,000	165,000
020-0503-415.50-39	POSTAGE	200,000	205,200	215,000	215,000
020-0503-415.50-55	CREDIT CARD CHARGES	130,000	175,000	190,000	190,000
020-0503-415.50-86	MISCELLANEOUS	500	500	500	500
	<b>OTHER SERVICES</b>	<u>466,700</u>	<u>532,000</u>	<u>572,900</u>	<u>572,900</u>
	<b>OTHER SERVICES &amp; CHARGES</b>	<u>542,000</u>	<u>607,200</u>	<u>656,500</u>	<u>658,800</u>
020-0503-415.60-03	OFFICE SUPPLIES	4,000	4,000	4,000	4,000
020-0503-415.60-23	MATERIAL & SUPPLIES	2,000	2,000	2,000	2,000
020-0503-415.60-24	OTHER EQUIPMENT	2,000	2,000	2,000	2,000
	<b>MATERIAL &amp; SUPPLIES</b>	<u>8,000</u>	<u>8,000</u>	<u>8,000</u>	<u>8,000</u>
	<b>FINANCE</b>	<u>1,172,700</u>	<u>1,140,400</u>	<u>1,275,400</u>	<u>1,292,660</u>

## GENERAL GOVERNMENT

**PURPOSE:**

The General Government program assembles all general purpose expenditure requirements that are not chargeable to specific departments. These expenditures do not include any personnel costs except for unemployment benefits, but do include such type of expenditures as building maintenance for City Hall, expenditures relating to conducting the City's business by BAMA Trustees and other general expenses for the operation of BAMA.

### FINANCIAL HIGHLIGHTS

	FISCAL YEAR 2015 FINANCIAL PLAN	FISCAL YEAR 2015 ESTIMATED ACTUAL	FISCAL YEAR 2016 FINANCIAL PLAN	FISCAL YEAR 2017 FINANCIAL PLAN
<b>PERSONAL SERVICES:</b>				
SALARIES & WAGES	0	0	0	0
EMPLOYEE BENEFITS	14,500	8,500	8,500	8,500
<b>TOTAL PERSONAL SERVICES</b>	<b>14,500</b>	<b>8,500</b>	<b>8,500</b>	<b>8,500</b>
<b>OTHER SERVICES &amp; CHARGES</b>				
PROF & TECH SERVICES	189,500	99,700	189,500	189,500
PROPERTY SERVICES	6,000	10,800	6,000	6,000
OTHER SERVICES	1,056,500	965,600	1,054,000	1,054,000
<b>TOTAL OTHER SERVICES &amp; CHARGES</b>	<b>1,252,000</b>	<b>1,076,100</b>	<b>1,249,500</b>	<b>1,249,500</b>
<b>MATERIALS &amp; SUPPLIES</b>	<b>11,000</b>	<b>4,200</b>	<b>7,000</b>	<b>7,000</b>
<b>TOTAL OPERATING EXPENSES</b>	<b>1,277,500</b>	<b>1,088,800</b>	<b>1,265,000</b>	<b>1,265,000</b>
<b>CAPITAL OUTLAY</b>	<b>17,500</b>	<b>81,500</b>	<b>17,500</b>	<b>17,500</b>
<b>TOTAL</b>	<b>1,295,000</b>	<b>1,170,300</b>	<b>1,282,500</b>	<b>1,282,500</b>

**CITY OF BROKEN ARROW  
BROKEN ARROW MUNICIPAL AUTHORITY  
GENERAL GOVERNMENT**

ACCOUNT NUMBER	ACCOUNT DESCRIPTION	FISCAL YEAR	FISCAL YEAR	FISCAL YEAR	FISCAL YEAR
		2016 BUDGET	2016 ESTIMATED ACTUAL	2017 BUDGET	2018 FINANCIAL PLAN
020-1700-419.20-25	UNEMPLOYMENT COMPENSATION	12,000	6,000	6,000	6,000
020-1700-419.20-28	PCORI FEE	2,500	2,500	2,500	2,500
EMPLOYEE BENEFITS		<u>14,500</u>	<u>8,500</u>	<u>8,500</u>	<u>8,500</u>
PERSONAL SERVICES		<u>14,500</u>	<u>8,500</u>	<u>8,500</u>	<u>8,500</u>
020-1700-419.30-08	LEGAL EXPENSES - LABOR	10,000	5,000	10,000	10,000
020-1700-419.30-09	LEGAL EXPENSE LITIGATION	50,000	5,000	50,000	50,000
020-1700-419.30-11	REG. FEES & CERTIFICATION	3,000	2,500	3,000	3,000
020-1700-419.30-85	MEMBERSHIP DUES	77,500	72,200	77,500	77,500
020-1700-419.30-87	PROFESSIONAL SERVICES	49,000	15,000	49,000	49,000
PROF & TECH SERVICES		<u>189,500</u>	<u>99,700</u>	<u>189,500</u>	<u>189,500</u>
020-1700-419.40-07	PROPERTY MAINTENANCE	5,000	10,000	5,000	5,000
20-1700-419.40-28	MISC CONTRACT SERVICES	0	500	0	0
020-1700-419.40-33	OTHER RENTAL	1,000	300	1,000	1,000
PROPERTY SERVICES		<u>6,000</u>	<u>10,800</u>	<u>6,000</u>	<u>6,000</u>
020-1700-419.50-03	TRAVEL & EXPENSES	10,000	2,800	10,000	10,000
020-1700-419.50-09	MISCELLANEOUS TORT CLAIMS	38,000	35,000	38,000	38,000
020-1700-419.50-11	WORKERS COMP	550,000	550,000	550,000	550,000
020-1700-419.50-22	TELEPHONE	7,500	7,500	7,500	7,500
020-1700-419.50-24	UTILITIES (ONG)	3,500	2,500	3,500	3,500
020-1700-419.50-25	UTILITIES (PSO)	17,500	15,000	17,500	17,500
020-1700-419.50-36	PRINTING SERVICES	20,000	18,700	20,000	20,000
020-1700-419.50-39	POSTAGE	10,000	100	2,500	2,500
020-1700-419.50-76	INSURANCE-GENERAL	135,000	132,000	135,000	135,000
020-1700-419.50-86	MISCELLANEOUS	250,000	200,000	250,000	250,000
020-1700-419.50-89	EMPLOYEE/CITIZEN ACTIVITY	15,000	2,000	20,000	20,000
OTHER SERVICES		<u>1,056,500</u>	<u>965,600</u>	<u>1,054,000</u>	<u>1,054,000</u>
OTHER SERVICES & CHARGES		<u>1,252,000</u>	<u>1,076,100</u>	<u>1,249,500</u>	<u>1,249,500</u>
020-1700-419.60-03	OFFICE SUPPLIES	500	200	500	500
020-1700-419.60-23	MATERIAL & SUPPLIES	2,500	1,500	2,500	2,500
020-1700-419.60-30	JANITORIAL SUPPLIES	8,000	2,500	4,000	4,000
MATERIAL & SUPPLIES		<u>11,000</u>	<u>4,200</u>	<u>7,000</u>	<u>7,000</u>
020-1700-419.70-18	COMMUNICATIONS EQUIPMENT		75,000	0	0
020-1700-419.70-19	OFFICE EQUIPMENT	17,500	6,500	17,500	17,500
CAPITAL OUTLAY		<u>17,500</u>	<u>81,500</u>	<u>17,500</u>	<u>17,500</u>
GENERAL GOVERNMENT		<u>1,295,000</u>	<u>1,170,300</u>	<u>1,282,500</u>	<u>1,282,500</u>

## GENERAL SERVICES DEPARTMENT

**DIVISIONS:**

Operations  
 Fleet Maintenance  
 Building Maintenance

Sanitation  
 Logistics

**PURPOSE:**

The General Services Department operates the sanitation functions of trash pickup and recycling. It also performs the vehicle and building maintenance functions for the City. The Logistics Division processes all purchase requisitions and issues purchase orders for the City. It is also the central receiving point for materials ordered and maintains the main warehouse.

### FINANCIAL HIGHLIGHTS

	FISCAL YEAR 2015 FINANCIAL PLAN	FISCAL YEAR 2015 ESTIMATED ACTUAL	FISCAL YEAR 2016 FINANCIAL PLAN	FISCAL YEAR 2017 FINANCIAL PLAN
<b>PERSONAL SERVICES:</b>				
SALARIES & WAGES	3,129,600	2,990,000	3,535,400	3,558,500
EMPLOYEE BENEFITS	1,644,200	1,613,500	1,968,800	1,977,300
<b>TOTAL PERSONAL SERVICES</b>	<b>4,773,800</b>	<b>4,603,500</b>	<b>5,504,200</b>	<b>5,535,800</b>
<b>OTHER SERVICES &amp; CHARGES</b>				
PROF & TECH SERVICES	29,800	7,100	14,300	14,300
PROPERTY SERVICES	885,500	941,700	1,014,300	1,014,300
OTHER SERVICES	1,037,700	1,133,700	1,014,500	1,014,500
<b>TOTAL OTHER SERVICES &amp; CHARGES</b>	<b>1,953,000</b>	<b>2,082,500</b>	<b>2,043,100</b>	<b>2,043,100</b>
<b>MATERIALS &amp; SUPPLIES</b>	<b>1,199,600</b>	<b>1,061,100</b>	<b>1,135,500</b>	<b>1,140,000</b>
<b>TOTAL OPERATING EXPENSES</b>	<b>7,926,400</b>	<b>7,747,100</b>	<b>8,682,800</b>	<b>8,718,900</b>
<b>CAPITAL OUTLAY</b>	<b>926,800</b>	<b>794,300</b>	<b>1,385,500</b>	<b>369,500</b>
<b>TOTAL</b>	<b>8,853,200</b>	<b>8,541,400</b>	<b>10,068,300</b>	<b>9,088,400</b>

**CITY OF BROKEN ARROW  
BROKEN ARROW MUNICIPAL AUTHORITY  
OPERATIONS DEPARTMENT  
Operations Division**

ACCOUNT NUMBER ACCOUNT DESCRIPTION	FISCAL YEAR 2016 BUDGET	FISCAL YEAR 2016 ESTIMATED ACTUAL	FISCAL YEAR 2017 BUDGET	FISCAL YEAR 2018 FINANCIAL PLAN
020-5100-437.10-04 REGULAR	231,400	220,400	230,700	230,700
020-5100-437.10-05 VARIABLE PAY PROGRAM	0	1,000	1,500	1,500
020-5100-437.10-11 OVERTIME	1,600	2,000	2,000	2,000
SALARIES AND WAGES	<u>233,000</u>	<u>223,400</u>	<u>234,200</u>	<u>234,200</u>
020-5100-437.20-10 LONGEVITY	5,900	5,000	5,000	5,000
020-5100-437.20-21 SOCIAL SECURITY	17,700	15,800	18,200	18,200
020-5100-437.20-22 RETIREMENT	23,800	22,800	23,700	23,700
020-5100-437.20-26 INSURANCE	45,300	34,200	43,700	5,500
020-5100-437.20-41 CELL PHONE ALLOWANCE	600	600	600	600
EMPLOYEE BENEFITS	<u>93,300</u>	<u>78,400</u>	<u>91,200</u>	<u>53,000</u>
PERSONAL SERVICES	<u>326,300</u>	<u>301,800</u>	<u>325,400</u>	<u>287,200</u>
020-5100-437.30-11 REG. FEES & CERTIFICATION	1,000	0	1,000	1,000
PROF & TECH SERVICES	<u>1,000</u>	<u>0</u>	<u>1,000</u>	<u>1,000</u>
020-5100-437.40-07 BUILDING MAINTENANCE	9,800	11,000	11,600	11,600
020-5100-437.40-20 VEHICLE REPAIR	1,400	700	1,400	1,400
020-5100-437.40-28 MISC CONTRACT SERVICES	0	0	5,000	5,000
020-5100-437.40-31 UNIFORM RENTAL/SERVICES	300	300	300	300
020-5100-437.40-33 OTHER RENTAL	2,200	2,200	2,200	2,200
020-5100-437.40-50 RADIO MAINTENANCE-OUTSIDE	600	0	600	600
020-5100-437.40-55 MAINTENANCE SERVICES	6,500	6,500	8,000	8,000
PROPERTY SERVICES	<u>20,800</u>	<u>20,700</u>	<u>29,100</u>	<u>29,100</u>
020-5100-437.50-03 TRAVEL & EXPENSES	100	0	100	100
020-5100-437.50-22 TELEPHONE	13,000	13,000	13,000	13,000
020-5100-437.50-24 UTILITIES (ONG)	10,000	10,000	11,000	11,000
020-5100-437.50-25 UTILITIES (PSO)	31,000	40,000	36,000	36,000
020-5100-437.50-54 OUTSIDE DATA SERVICES	0	0	0	0
020-5100-437.50-86 MISCELLANEOUS	5,000	5,000	1,000	1,000
020-5100-437.50-89 EMPLOYEE/CITIZEN ACTIVITY	1,500	1,000	1,500	1,500
OTHER SERVICES	<u>60,600</u>	<u>69,000</u>	<u>62,600</u>	<u>62,600</u>
OTHER SERVICES & CHARGES	<u>82,400</u>	<u>89,700</u>	<u>92,700</u>	<u>92,700</u>



**CITY OF BROKEN ARROW  
 BROKEN ARROW MUNICIPAL AUTHORITY  
 OPERATIONS DEPARTMENT  
 Operations Division**

ACCOUNT NUMBER	ACCOUNT DESCRIPTION	FISCAL YEAR	FISCAL YEAR	FISCAL YEAR	FISCAL YEAR
		2016	2016	2017	2018
		BUDGET	ESTIMATED	BUDGET	FINANCIAL
			ACTUAL		PLAN
020-5100-437.60-03	OFFICE SUPPLIES	5,000	4,000	5,000	5,000
020-5100-437.60-10	UNIFORMS	100	100	200	200
020-5100-437.60-18	BLDG MATERIAL & SUPPLIES	6,000	6,000	6,500	6,500
020-5100-437.60-19	TIRES & TUBES	400	200	400	400
020-5100-437.60-20	VEHICLE REPAIR PARTS	600	700	600	600
020-5100-437.60-21	FUEL & LUBRICANTS	1,000	500	1,000	1,000
020-5100-437.60-23	MATERIAL & SUPPLIES	1,600	1,600	1,700	1,700
020-5100-437.60-24	OTHER EQUIPMENT	500	500	1,000	1,000
020-5100-437.60-50	RADIO MAINTENANCE	200	200	200	200
	MATERIAL & SUPPLIES	<u>15,400</u>	<u>13,800</u>	<u>16,600</u>	<u>16,600</u>
020-5100-437.70-02	MOTOR VEHICLES	53,397	51,000	28,000	0
020-5100-437.70-04	OTHER EQUIPMENT	21,000	19,300	37,500	14,000
020-5100-437.70-15	CONSTRUCTION	65,000	10,000	200,000	85,000
020-5100-437.70-17	MISC CAPITAL OUTLAY	20,000	20,000	5,000	0
	CAPITAL OUTLAY	<u>159,397</u>	<u>100,300</u>	<u>270,500</u>	<u>99,000</u>
	OPERATIONS	<u>583,497</u>	<u>505,600</u>	<u>705,200</u>	<u>495,500</u>

**CITY OF BROKEN ARROW**  
**BROKEN ARROW MUNICIPAL AUTHORITY**  
**OPERATIONS DEPARTMENT**  
**Building Maintenance Division**

ACCOUNT NUMBER ACCOUNT DESCRIPTION	FISCAL YEAR	FISCAL YEAR	FISCAL YEAR	FISCAL YEAR
	2016	2016	2017	2018
	BUDGET	ESTIMATED	BUDGET	FINANCIAL
		ACTUAL		PLAN
020-5115-437.10-04 REGULAR	436,500	434,600	480,200	490,000
020-5115-437.10-05 VARIABLE PAY PROGRAM	1,000	0	1,000	1,000
020-5115-437.10-11 OVERTIME	6,000	12,000	8,000	8,000
020-5115-437.10-19 INJURY PAY	0	11,400	0	0
SALARIES AND WAGES	<u>443,500</u>	<u>458,000</u>	<u>489,200</u>	<u>499,000</u>
020-5115-437.20-10 LONGEVITY	7,100	7,800	9,600	10,200
020-5115-437.20-21 SOCIAL SECURITY	31,700	34,400	36,800	34,900
020-5115-437.20-22 RETIREMENT	44,400	46,300	49,000	50,000
020-5115-437.20-26 INSURANCE	160,300	145,000	176,500	183,600
020-5115-437.20-41 CELL PHONE ALLOWANCE	600	600	600	600
EMPLOYEE BENEFITS	<u>244,100</u>	<u>234,100</u>	<u>272,500</u>	<u>279,300</u>
PERSONAL SERVICES	<u>687,600</u>	<u>692,100</u>	<u>761,700</u>	<u>778,300</u>
020-5115-437.30-11 REG. FEES & CERTIFICATION	5,200	500	5,200	5,200
020-5115-437.30-84 MEDICAL VACCINATION	<u>1,400</u>	<u>200</u>	<u>0</u>	<u>0</u>
PROF & TECH SERVICES	<u>6,600</u>	<u>700</u>	<u>5,200</u>	<u>5,200</u>
020-5115-437.40-07 BUILDING MAINTENANCE	1,700	400	0	0
020-5115-437.40-20 VEHICLE REPAIR	1,400	500	1,400	1,400
020-5115-437.40-28 MISC CONTRACT SERVICES	600	0	0	0
020-5115-437.40-31 UNIFORM RENTAL/SERVICES	2,400	2,400	2,600	2,600
020-5115-437.40-33 OTHER RENTAL	400	300	400	400
020-5115-437.40-50 RADIO MAINTENANCE-OUTSIDE	800	0	800	800
020-5115-437.40-55 MAINTENANCE SERVICES	<u>0</u>	<u>0</u>	<u>2,300</u>	<u>2,300</u>
PROPERTY SERVICES	<u>7,300</u>	<u>3,600</u>	<u>7,500</u>	<u>7,500</u>
020-5115-437.50-22 TELEPHONE	4,100	400	600	600
020-5115-437.50-24 UTILITIES (ONG)	2,000	400	0	0
020-5115-437.50-25 UTILITIES (PSO)	1,200	0	0	0
020-5115-437.50-54 OUTSIDE DATA SERVICES	0	900	0	0
020-5115-437.50-86 MISCELLANEOUS	<u>500</u>	<u>500</u>	<u>500</u>	<u>500</u>
OTHER SERVICES	<u>7,800</u>	<u>2,200</u>	<u>1,100</u>	<u>1,100</u>
OTHER SERVICES & CHARGES	<u>21,700</u>	<u>6,500</u>	<u>13,800</u>	<u>13,800</u>

**CITY OF BROKEN ARROW  
 BROKEN ARROW MUNICIPAL AUTHORITY  
 OPERATIONS DEPARTMENT  
 Building Maintenance Division**

ACCOUNT NUMBER	ACCOUNT DESCRIPTION	FISCAL YEAR	FISCAL YEAR	FISCAL YEAR	FISCAL YEAR
		2016	2016	2017	2018
		BUDGET	ESTIMATED	BUDGET	FINANCIAL
			ACTUAL		PLAN
020-5115-437.60-03	OFFICE SUPPLIES	200	200	200	200
020-5115-437.60-10	UNIFORMS	2,000	1,600	2,300	2,300
020-5115-437.60-18	BLDG MATERIAL & SUPPLIES	1,000	300	0	0
020-5115-437.60-19	TIRES & TUBES	2,100	2,100	3,000	3,000
020-5115-437.60-20	VEHICLE REPAIR PARTS	3,700	3,700	3,700	3,700
020-5115-437.60-21	FUEL & LUBRICANTS	15,000	10,000	8,000	8,000
020-5115-437.60-23	MATERIAL & SUPPLIES	1,000	1,000	1,000	1,000
020-5115-437.60-24	OTHER EQUIPMENT	6,700	6,700	13,000	13,000
020-5115-437.60-30	JANITORIAL SUPPLIES	500	300	0	0
020-5115-437.60-31	OTHER EQUIP PARTS/MAINT	1,000	1,000	1,000	1,000
020-5115-437.60-50	RADIO MAINTENANCE	400	0	0	0
	MATERIALS & SUPPLIES	<u>33,600</u>	<u>26,900</u>	<u>32,200</u>	<u>32,200</u>
020-5115-437.70-15	CONSTRUCTION	22,000	0	0	0
	CAPITAL OUTLAY	<u>22,000</u>	<u>0</u>	<u>0</u>	<u>0</u>
	BUILDING MAINTENANCE	<u>764,900</u>	<u>725,500</u>	<u>807,700</u>	<u>824,300</u>

**CITY OF BROKEN ARROW  
BROKEN ARROW MUNICIPAL AUTHORITY  
OPERATIONS DEPARTMENT  
Fleet Maintenance Division**

ACCOUNT NUMBER	ACCOUNT DESCRIPTION	FISCAL YEAR	FISCAL YEAR	FISCAL YEAR	FISCAL YEAR
		2016	2016	2017	2018
		BUDGET	ESTIMATED ACTUAL	BUDGET	FINANCIAL PLAN
020-5120-437.10-04	REGULAR	789,000	685,000	760,400	775,400
020-5120-437.10-05	VARIABLE PAY PROGRAM	1,500	1,500	1,500	1,500
020-5120-437.10-11	OVERTIME	65,000	70,000	75,000	75,000
020-5120-437.10-19	INJURY PAY	0	400	0	0
	<b>SALARIES AND WAGES</b>	<b>855,500</b>	<b>756,900</b>	<b>836,900</b>	<b>851,900</b>
020-5120-437.20-10	LONGEVITY	11,800	11,400	10,600	11,400
020-5120-437.20-12	EDUCATION/PERFORMANCE	1,200	1,200	1,200	1,200
020-5120-437.20-21	SOCIAL SECURITY	55,100	56,800	59,700	61,000
020-5120-437.20-22	RETIREMENT	74,600	74,800	78,700	79,400
020-5120-437.20-26	INSURANCE	203,900	168,000	235,000	244,400
020-5120-437.20-31	TOOL ALLOWANCE	15,000	15,000	14,000	14,000
020-5120-437.20-41	CELL PHONE ALLOWANCE	600	600	600	600
	<b>EMPLOYEE BENEFITS</b>	<b>362,200</b>	<b>327,800</b>	<b>399,800</b>	<b>412,000</b>
	<b>PERSONAL SERVICES</b>	<b>1,217,700</b>	<b>1,084,700</b>	<b>1,236,700</b>	<b>1,263,900</b>
020-5120-437.30-11	REG. FEES & CERTIFICATION	4,200	4,200	4,500	4,500
020-5120-437.30-84	MEDICAL VACCINATION	300	300	300	300
	<b>PROF &amp; TECH SERVICES</b>	<b>4,500</b>	<b>4,500</b>	<b>4,800</b>	<b>4,800</b>
020-5120-437.40-07	BUILDING MAINTENANCE	6,300	6,300	5,200	5,200
020-5120-437.40-20	VEHICLE REPAIR	2,000	3,500	2,000	2,000
020-5120-437.40-29	OTHER EQUIPMENT REPAIR	8,300	6,000	7,500	7,500
020-5120-437.40-31	UNIFORM RENTAL/SERVICES	3,200	3,200	5,000	5,000
020-5120-437.40-33	OTHER RENTAL	5,200	4,000	5,000	5,000
020-5120-437.40-50	RADIO MAINTENANCE-OUTSIDE	400	0	400	400
020-5120-437.40-55	MAINTENANCE SERVICES	13,800	13,800	13,700	13,700
	<b>PROPERTY SERVICES</b>	<b>39,200</b>	<b>36,800</b>	<b>38,800</b>	<b>38,800</b>
020-5120-437.50-03	TRAVEL & EXPENSES	2,000	500	2,000	2,000
020-5120-437.50-22	TELEPHONE	600	500	500	500
020-5120-437.50-24	UTILITIES (ONG)	13,000	7,000	13,000	13,000
020-5120-437.50-25	UTILITIES (PSO)	16,000	8,000	16,000	16,000
020-5120-437.50-86	MISCELLANEOUS	500	500	500	500
	<b>OTHER SERVICES</b>	<b>32,100</b>	<b>16,500</b>	<b>32,000</b>	<b>32,000</b>
	<b>OTHER SERVICES &amp; CHARGES</b>	<b>75,800</b>	<b>57,800</b>	<b>75,600</b>	<b>75,600</b>

**CITY OF BROKEN ARROW  
 BROKEN ARROW MUNICIPAL AUTHORITY  
 OPERATIONS DEPARTMENT  
 Fleet Maintenance Division**

ACCOUNT NUMBER	ACCOUNT DESCRIPTION	FISCAL YEAR	FISCAL YEAR	FISCAL YEAR	FISCAL YEAR
		2016	2016	2017	2018
		BUDGET	ESTIMATED	BUDGET	FINANCIAL
			ACTUAL		PLAN
020-5120-437.60-03	OFFICE SUPPLIES	1,000	1,000	1,000	1,000
020-5120-437.60-10	UNIFORMS	3,200	3,200	3,400	3,400
020-5120-437.60-18	BLDG MATERIAL & SUPPLIES	3,000	3,000	3,000	3,000
020-5120-437.60-19	TIRES & TUBES	1,700	1,700	1,500	1,500
020-5120-437.60-20	VEHICLE REPAIR PARTS	5,000	5,000	4,900	4,900
020-5120-437.60-21	FUEL & LUBRICANTS	20,000	10,000	9,500	12,000
020-5120-437.60-23	MATERIAL & SUPPLIES	20,100	20,100	18,600	18,600
020-5120-437.60-24	OTHER EQUIPMENT	7,000	7,000	12,000	12,000
020-5120-437.60-28	BOOKS, MAGS, & SUBSCRIPT.	1,000	800	1,000	1,000
020-5120-437.60-30	JANITORIAL SUPPLIES	0	1,000	3,800	5,800
020-5120-437.60-50	RADIO MAINTENANCE	400	200	400	400
	<b>MATERIAL &amp; SUPPLIES</b>	<b>62,400</b>	<b>53,000</b>	<b>59,100</b>	<b>63,600</b>
020-5120-437.70-02	MOTOR VEHICLES	146,400	146,400	25,000	57,000
020-5120-437.70-04	OTHER EQUIPMENT	29,000	29,000	41,000	23,000
	<b>CAPITAL OUTLAY</b>	<b>175,400</b>	<b>175,400</b>	<b>66,000</b>	<b>80,000</b>
	<b>FLEET MAINTENANCE</b>	<b>1,531,300</b>	<b>1,370,900</b>	<b>1,437,400</b>	<b>1,483,100</b>

**CITY OF BROKEN ARROW  
BROKEN ARROW MUNICIPAL AUTHORITY  
OPERATIONS DEPARTMENT  
Sanitation Division**

ACCOUNT NUMBER	ACCOUNT DESCRIPTION	FISCAL YEAR		FISCAL YEAR	
		2016 BUDGET	2016 ESTIMATED ACTUAL	2017 BUDGET	2018 FINANCIAL PLAN
020-5125-436.10-04	REGULAR	1,200,000	1,152,500	1,535,800	1,566,500
020-5125-436.10-05	VARIABLE PAY PROGRAM	3,400	2,500	3,500	3,500
020-5125-436.10-11	OVERTIME	150,000	155,500	160,000	160,000
020-5125-436.10-19	INJURY PAY	0	600	0	0
<b>SALARIES AND WAGES</b>		<u>1,353,400</u>	<u>1,311,100</u>	<u>1,699,300</u>	<u>1,730,000</u>
020-5125-436.20-10	LONGEVITY	32,500	31,200	32,700	35,000
020-5125-436.20-21	SOCIAL SECURITY	100,500	94,000	118,600	114,100
020-5125-436.20-22	RETIREMENT	138,800	130,000	156,900	151,200
020-5125-436.20-26	INSURANCE	548,600	599,000	745,400	775,200
020-5125-436.20-41	CELL PHONE ALLOWANCE	600	600	600	600
<b>EMPLOYEE BENEFITS</b>		<u>821,000</u>	<u>854,800</u>	<u>1,054,200</u>	<u>1,076,100</u>
<b>PERSONAL SERVICES</b>		<u>2,174,400</u>	<u>2,165,900</u>	<u>2,753,500</u>	<u>2,806,100</u>
020-5125-436.30-11	REG. FEES & CERTIFICATION	600	100	600	600
020-5125-436.30-84	MEDICAL VACCINATION	600	300	600	600
020-5125-436.30-85	MEMBERSHIP DUES	15,000	0	0	0
<b>PROF &amp; TECH SERVICES</b>		<u>16,200</u>	<u>400</u>	<u>1,200</u>	<u>1,200</u>
020-5125-436.40-20	VEHICLE REPAIR	37,700	18,000	29,200	29,200
020-5125-436.40-28	MISC CONTRACT SERVICES	2,000	1,000	2,000	2,000
020-5125-436.40-30	CONTRACT LANDFILL SERVICE	760,000	847,000	877,400	877,400
020-5125-436.40-31	UNIFORM RENTAL/SERVICES	6,500	5,200	6,800	6,800
020-5125-436.40-50	RADIO MAINTENANCE-OUTSIDE	1,000	500	1,000	1,000
020-5125-436.40-55	MAINTENANCE SERVICES	0	0	5,400	5,400
020-5125-436.40-63	MAINT. RECYCLE CENTER	1,000	0	1,000	1,000
<b>PROPERTY SERVICES</b>		<u>808,200</u>	<u>871,700</u>	<u>922,800</u>	<u>922,800</u>
020-5125-436.50-03	TRAVEL & EXPENSES	12,000	13,000	14,000	14,000
020-5125-436.50-10	SERVICE CONTRACTS	65,000	65,000	121,500	121,500
020-5125-436.50-30	HAZARDOUS WASTE DISPOSAL	35,500	35,500	0	0
020-5125-436.50-37	TEMPORARY SERVICES	155,000	263,600	189,000	189,000
020-5125-436.50-84	PILOT	455,200	455,200	469,400	469,400
020-5125-436.50-8S	OVERHEAD FEE	206,400	206,400	117,000	117,000
020-5125-436.50-86	MISCELLANEOUS	500	500	500	500
<b>OTHER SERVICES</b>		<u>929,600</u>	<u>1,039,200</u>	<u>911,400</u>	<u>911,400</u>
<b>OTHER SERVICES &amp; CHARGES</b>		<u>1,754,000</u>	<u>1,911,300</u>	<u>1,835,400</u>	<u>1,835,400</u>

**CITY OF BROKEN ARROW  
BROKEN ARROW MUNICIPAL AUTHORITY  
OPERATIONS DEPARTMENT  
Sanitation Division**

ACCOUNT NUMBER	ACCOUNT DESCRIPTION	FISCAL YEAR	FISCAL YEAR	FISCAL YEAR	FISCAL YEAR
		2016	2016	2017	2018
		BUDGET	ESTIMATED	BUDGET	FINANCIAL
			ACTUAL		PLAN
020-5125-436.60-10	UNIFORMS	6,800	6,800	7,500	7,500
020-5125-436.60-19	TIRES & TUBES	142,800	188,600	180,800	180,800
020-5125-436.60-20	VEHICLE REPAIR PARTS	100,000	94,500	126,000	126,000
020-5125-436.60-21	FUEL & LUBRICANTS	320,000	162,900	180,000	180,000
020-5125-436.60-23	MATERIAL & SUPPLIES	5,000	5,000	5,000	5,000
020-5125-436.60-24	OTHER EQUIPMENT	0	0	300	300
020-5125-436.60-25	SANITATION TRASH BAGS	496,000	496,000	508,100	508,100
020-5125-436.60-42	TRASH CONTAINERS	2,400	1,000	2,400	2,400
020-5125-436.60-50	RADIO MAINTENANCE	1,000	300	1,000	1,000
020-5125-436.60-63	RECYCLE CENTER MAINT	1,000	500	1,000	1,000
	MATERIAL & SUPPLIES	<u>1,075,000</u>	<u>955,600</u>	<u>1,012,100</u>	<u>1,012,100</u>
020-5125-436.70-02	MOTOR VEHICLE	375,000	324,000	611,000	190,500
020-5125-436.70-17	MISC CAPITAL OUTLAY	165,000	165,000	325,000	0
020-5125-436.70-18	COMMUNICATION EQUIPMENT	5,003	5,100	85,000	0
	CAPITAL OUTLAY	<u>545,003</u>	<u>494,100</u>	<u>1,021,000</u>	<u>190,500</u>
	SANITATION	<u>5,548,403</u>	<u>5,526,900</u>	<u>6,622,000</u>	<u>5,844,100</u>

**CITY OF BROKEN ARROW  
BROKEN ARROW MUNICIPAL AUTHORITY  
OPERATIONS DEPARTMENT  
Logistics Division**

ACCOUNT NUMBER	ACCOUNT DESCRIPTION	FISCAL YEAR	FISCAL YEAR	FISCAL YEAR	FISCAL YEAR
		2016 BUDGET	2016 ESTIMATED ACTUAL	2017 BUDGET	2018 FINANCIAL PLAN
020-5130-437.10-04	REGULAR	242,700	239,300	274,300	241,900
020-5130-437.10-05	VARIABLE PAY PROGRAM	1,000	1,000	1,000	1,000
020-5130-437.10-11	OVERTIME	500	300	500	500
	<b>SALARIES AND WAGES</b>	<b>244,200</b>	<b>240,600</b>	<b>275,800</b>	<b>243,400</b>
020-5130-437.20-10	LONGEVITY	5,800	5,800	6,700	7,500
020-5130-437.20-12	EDUCATION/PERFORMANCE	0	0	0	0
020-5130-437.20-21	SOCIAL SECURITY	18,000	18,300	20,900	21,500
020-5130-437.20-22	RETIREMENT	24,900	24,500	28,100	28,700
020-5130-437.20-26	INSURANCE	74,900	69,800	95,400	99,200
	<b>EMPLOYEE BENEFITS</b>	<b>123,600</b>	<b>118,400</b>	<b>151,100</b>	<b>156,900</b>
	<b>PERSONAL SERVICES</b>	<b>367,800</b>	<b>359,000</b>	<b>426,900</b>	<b>400,300</b>
020-5130-437.30-11	REG. FEES & CERTIFICATION	1,500	1,500	2,100	2,100
	<b>PROF &amp; TECH SERVICES</b>	<b>1,500</b>	<b>1,500</b>	<b>2,100</b>	<b>2,100</b>
020-5130-437.40-20	VEHICLE REPAIR	2,700	2,000	2,700	2,700
020-5130-437.40-31	UNIFORM RENTAL/SERVICES	1,000	900	700	700
020-5130-437.40-33	OTHER RENTAL	1,000	1,000	1,000	1,000
020-5130-437.40-50	RADIO MAINTENANCE-OUTSIDE	300	0	300	300
020-5130-437.40-55	MAINTENANCE SERVICES	5,000	5,000	11,400	11,400
	<b>PROPERTY SERVICES</b>	<b>10,000</b>	<b>8,900</b>	<b>16,100</b>	<b>16,100</b>
020-5130-437.50-03	TRAVEL & EXPENSES	100	100	0	0
020-5130-437.50-05	LEGAL PUBLICATIONS	4,900	4,000	4,900	4,900
020-5130-437.50-39	POSTAGE	2,500	2,600	2,500	2,500
020-5130-437.50-86	MISCELLANEOUS	100	100	0	0
	<b>OTHER SERVICES</b>	<b>7,600</b>	<b>6,800</b>	<b>7,400</b>	<b>7,400</b>
	<b>OTHER SERVICES &amp; CHARGES</b>	<b>19,100</b>	<b>17,200</b>	<b>25,600</b>	<b>25,600</b>
020-5130-437.60-03	OFFICE SUPPLIES	1,000	500	1,000	1,000
020-5130-437.60-10	UNIFORMS	900	800	1,400	1,400
020-5130-437.60-19	TIRES & TUBES	800	800	800	800
020-5130-437.60-20	VEHICLE REPAIR PARTS	1,500	1,500	1,500	1,500
020-5130-437.60-21	FUEL & LUBRICANTS	3,000	2,500	3,500	3,500
020-5130-437.60-23	MATERIAL & SUPPLIES	1,000	1,000	2,500	2,500
020-5130-437.60-24	OTHER EQUIPMENT	4,700	4,700	4,500	4,500
020-5130-437.60-50	RADIO MAINTENANCE	300	0	300	300
	<b>MATERIAL &amp; SUPPLIES</b>	<b>13,200</b>	<b>11,800</b>	<b>15,500</b>	<b>15,500</b>



**CITY OF BROKEN ARROW  
 BROKEN ARROW MUNICIPAL AUTHORITY  
 OPERATIONS DEPARTMENT  
 Logistics Division**

ACCOUNT NUMBER ACCOUNT DESCRIPTION	FISCAL YEAR 2016 BUDGET	FISCAL YEAR 2016 ESTIMATED ACTUAL	FISCAL YEAR 2017 BUDGET	FISCAL YEAR 2018 FINANCIAL PLAN
020-5130-437.70-02 MOTOR VEHICLES	25,000	24,500	28,000	0
CAPITAL OUTLAY	25,000	24,500	28,000	0
LOGISTICS	425,100	412,500	496,000	441,400
GENERAL SERVICES	8,853,200	8,541,400	10,068,300	9,088,400

## CONSTRUCTION/ENGINEERING

**DIVISIONS:**

Construction  
Stormwater

Engineering

**PURPOSE:**

The Construction Division is responsible for inspection of all privately constructed utilities and streets that are transferred to City ownership. The division manages and inspects all capital improvement project contracts awarded by the City and/or BAMA.

The Engineering Division administers architects and engineering contracts, designs capital infrastructure and maintenance and repair projects. The division also is responsible for the acquisition of right-of-way necessary for the construction and maintenance projects.

The Stormwater Division administers the Stormwater NDDes permits and reviews stormwater design, construction and necessary maintenance to stormwater facilities. The division also manages the floodplain areas within the City.

### FINANCIAL HIGHLIGHTS

	FISCAL YEAR 2015 FINANCIAL PLAN	FISCAL YEAR 2015 ESTIMATED ACTUAL	FISCAL YEAR 2016 FINANCIAL PLAN	FISCAL YEAR 2017 FINANCIAL PLAN
<b>PERSONAL SERVICES:</b>				
SALARIES & WAGES	1,459,400	1,366,900	1,527,800	1,527,800
EMPLOYEE BENEFITS	561,900	529,300	661,200	676,800
<b>TOTAL PERSONAL SERVICES</b>	<b>2,021,300</b>	<b>1,896,200</b>	<b>2,189,000</b>	<b>2,204,600</b>
<b>OTHER SERVICES &amp; CHARGES</b>				
PROF & TECH SERVICES	267,100	65,800	58,500	58,500
PROPERTY SERVICES	58,500	57,900	78,100	78,100
OTHER SERVICES	28,400	21,200	37,300	37,300
<b>TOTAL OTHER SERVICES &amp; CHARGES</b>	<b>354,000</b>	<b>144,900</b>	<b>173,900</b>	<b>173,900</b>
<b>MATERIALS &amp; SUPPLIES</b>	<b>60,500</b>	<b>52,500</b>	<b>78,500</b>	<b>78,500</b>
<b>TOTAL OPERATING EXPENSES</b>	<b>2,435,800</b>	<b>2,093,600</b>	<b>2,441,400</b>	<b>2,457,000</b>
<b>CAPITAL OUTLAY</b>	<b>133,500</b>	<b>81,000</b>	<b>190,000</b>	<b>100,000</b>
<b>TOTAL</b>	<b>2,569,300</b>	<b>2,174,600</b>	<b>2,631,400</b>	<b>2,557,000</b>

**CITY OF BROKEN ARROW  
BROKEN ARROW MUNICIPAL AUTHORITY  
CONSTRUCTION/ENGINEERING DEPARTMENT  
Construction Division**

ACCOUNT NUMBER	ACCOUNT DESCRIPTION	FISCAL YEAR	FISCAL YEAR	FISCAL YEAR	FISCAL YEAR
		2016	2016	2017	2018
		BUDGET	ESTIMATED	BUDGET	FINANCIAL
			ACTUAL		PLAN
020-5200-419.10-04	REGULAR	482,000	415,900	337,200	337,200
020-5200-419.10-05	VARIABLE PAY PROGRAM	0	0	0	0
020-5200-419.10-08	PART TIME & TEMPORARY	0	0	80,200	80,200
020-5200-419.10-11	OVERTIME	25,000	20,000	25,000	25,000
	<b>SALARIES AND WAGES</b>	<u>507,000</u>	<u>435,900</u>	<u>442,400</u>	<u>442,400</u>
020-5200-419.20-10	LONGEVITY	8,000	8,000	8,200	8,400
020-5200-419.20-21	SOCIAL SECURITY	36,400	33,000	32,100	32,100
020-5200-419.20-22	RETIREMENT	41,400	44,000	42,600	42,600
020-5200-419.20-26	INSURANCE	83,100	99,100	107,200	111,500
020-5200-419.20-41	CELL PHONE ALLOWANCE	600	0	0	0
	<b>EMPLOYEE BENEFITS</b>	<u>169,500</u>	<u>184,100</u>	<u>190,100</u>	<u>194,600</u>
	<b>PERSONAL SERVICES</b>	<u>676,500</u>	<u>620,000</u>	<u>632,500</u>	<u>637,000</u>
020-5200-419.30-11	REG. FEES & CERTIFICATION	2,000	2,000	4,000	4,000
020-5200-419.30-85	MEMBERSHIP DUES	500	300	500	500
	<b>PROF &amp; TECH SERVICES</b>	<u>2,500</u>	<u>2,300</u>	<u>4,500</u>	<u>4,500</u>
020-5200-419.40-07	PROPERTY MAINTENANCE	500	0	500	500
020-5200-419.40-20	VEHICLE REPAIR	1,000	2,500	3,000	3,000
020-5200-419.40-31	UNIFORM RENTAL/SERVICES	1,500	1,500	1,500	1,500
020-5200-419.40-33	OTHER RENTAL	500	0	1,000	1,000
020-5200-419.40-55	MAINTENANCE SERVICES	500	1,200	1,500	1,500
	<b>PROPERTY SERVICES</b>	<u>4,000</u>	<u>5,200</u>	<u>7,500</u>	<u>7,500</u>
020-5200-419.50-03	TRAVEL & EXPENSES	1,000	2,500	3,000	3,000
020-5200-419.50-22	TELEPHONE	3,200	3,200	4,000	4,000
020-5200-419.50-39	POSTAGE	0	0	500	500
020-5200-419.50-54	OUTSIDE DATA SERVICES	3,600	500	3,000	3,000
020-5200-419.50-86	MISCELLANEOUS	400	0	1,000	1,000
	<b>OTHER SERVICES</b>	<u>8,200</u>	<u>6,200</u>	<u>11,500</u>	<u>11,500</u>
	<b>OTHER SERVICES &amp; CHARGES</b>	<u>14,700</u>	<u>13,700</u>	<u>23,500</u>	<u>23,500</u>

**CITY OF BROKEN ARROW  
 BROKEN ARROW MUNICIPAL AUTHORITY  
 CONSTRUCTION/ENGINEERING DEPARTMENT  
 Construction Division**

ACCOUNT NUMBER ACCOUNT DESCRIPTION	FISCAL YEAR	FISCAL YEAR	FISCAL YEAR	FISCAL YEAR
	2016 BUDGET	2016 ESTIMATED ACTUAL	2017 BUDGET	2018 FINANCIAL PLAN
020-5200-419.60-03 OFFICE SUPPLIES	1,500	1,500	2,000	2,000
020-5200-419.60-10 UNIFORMS	1,500	1,600	1,500	1,500
020-5200-419.60-19 TIRES & TUBES	1,500	1,200	1,500	1,500
020-5200-419.60-20 VEHICLE REPAIR PARTS	1,500	1,500	2,500	2,500
020-5200-419.60-21 FUEL & LUBRICANTS	12,000	6,500	9,000	9,000
020-5200-419.60-23 MATERIAL & SUPPLIES	3,500	3,500	7,000	7,000
020-5200-419.60-24 OTHER EQUIPMENT	1,500	1,500	3,000	3,000
020-5200-419.60-28 BOOKS, MAGS, & SUBSCRIPT.	500	300	500	500
MATERIALS & SUPPLIES	<u>23,500</u>	<u>17,600</u>	<u>27,000</u>	<u>27,000</u>
020-5200-419.70-02 MOTOR VEHICLES	28,000	27,500	0	0
020-5200-419.70-04 OTHER EQUIPMENT	0	0	15,000	0
020-5200-419.70-15 CONSTRUCTION	0	0	10,000	0
020-5200-419.70-17 MISC CAPITAL OUTLAY	15,000	0	15,000	0
020-5200-419.70-19 OFFICE EQUIPMENT	9,000	9,000	0	0
CAPITAL OUTLAY	<u>52,000</u>	<u>36,500</u>	<u>40,000</u>	<u>0</u>
CONSTRUCTION	<u>766,700</u>	<u>687,800</u>	<u>723,000</u>	<u>687,500</u>

**CITY OF BROKEN ARROW  
BROKEN ARROW MUNICIPAL AUTHORITY  
CONSTRUCTION/ENGINEERING DEPARTMENT  
Engineering Division**

ACCOUNT NUMBER	ACCOUNT DESCRIPTION	FISCAL YEAR	FISCAL YEAR	FISCAL YEAR	FISCAL YEAR
		2016 BUDGET	2016 ESTIMATED ACTUAL	2017 BUDGET	2018 FINANCIAL PLAN
020-5205-419.10-04	REGULAR	698,100	700,500	754,500	754,500
020-5205-419.10-08	PART TIME & TEMPORARY	0	0	49,800	49,800
020-5205-419.10-11	OVERTIME	5,000	15,000	20,000	20,000
020-5205-419.10-19	INJURY PAY	0	2,500	0	0
<b>SALARIES AND WAGES</b>		<b>703,100</b>	<b>718,000</b>	<b>824,300</b>	<b>824,300</b>
020-5205-419.20-10	LONGEVITY	11,900	11,900	12,800	13,600
020-5205-419.20-12	EDUCATION/PERFORMANCE	6,300	3,700	6,300	6,300
020-5205-419.20-21	SOCIAL SECURITY	53,100	56,200	63,300	63,300
020-5205-419.20-22	RETIREMENT	71,700	69,500	82,400	82,400
020-5205-419.20-26	INSURANCE	135,400	112,000	183,400	190,700
020-5205-419.20-41	CELL PHONE ALLOWANCE	600	500	600	600
<b>EMPLOYEE BENEFITS</b>		<b>279,000</b>	<b>253,800</b>	<b>348,800</b>	<b>356,900</b>
<b>PERSONAL SERVICES</b>		<b>982,100</b>	<b>971,800</b>	<b>1,173,100</b>	<b>1,181,200</b>
020-5205-419.30-11	REG. FEES & CERTIFICATION	8,600	8,000	11,000	11,000
020-5205-419.30-85	MEMBERSHIP DUES	4,000	4,000	4,000	4,000
020-5205-419.30-87	PROFESSIONAL SERVICES	227,500	28,500	11,000	11,000
<b>PROF &amp; TECH SERVICES</b>		<b>240,100</b>	<b>40,500</b>	<b>26,000</b>	<b>26,000</b>
020-5205-419.40-20	VEHICLE REPAIR	1,000	1,000	1,000	1,000
020-5205-419.40-28	MISC CONTRACT SERVICES	1,000	1,000	2,000	2,000
020-5205-419.40-33	OTHER RENTAL	5,000	5,000	6,000	6,000
020-5205-419.40-55	MAINTENANCE SERVICES	35,000	35,000	48,600	48,600
<b>PROPERTY SERVICES</b>		<b>42,000</b>	<b>42,000</b>	<b>57,600</b>	<b>57,600</b>
020-5205-419.50-03	TRAVEL & EXPENSES	7,000	7,500	13,000	13,000
020-5205-419.50-22	TELEPHONE	600	500	600	600
020-5205-419.50-54	OUTSIDE DATA SERVICES	3,800	2,000	1,000	1,000
020-5205-419.50-86	MISCELLANEOUS	200	0	200	200
<b>OTHER SERVICES</b>		<b>11,600</b>	<b>10,000</b>	<b>14,800</b>	<b>14,800</b>
<b>OTHER SERVICES &amp; CHARGES</b>		<b>293,700</b>	<b>92,500</b>	<b>98,400</b>	<b>98,400</b>

**CITY OF BROKEN ARROW  
 BROKEN ARROW MUNICIPAL AUTHORITY  
 CONSTRUCTION/ENGINEERING DEPARTMENT  
 Engineering Division**

ACCOUNT NUMBER	ACCOUNT DESCRIPTION	FISCAL YEAR	FISCAL YEAR	FISCAL YEAR	FISCAL YEAR
		2016	2016	2017	2018
		BUDGET	ESTIMATED	BUDGET	FINANCIAL
			ACTUAL		PLAN
020-5205-419.60-03	OFFICE SUPPLIES	7,500	7,000	10,000	10,000
020-5205-419.60-10	UNIFORMS	2,000	2,000	2,000	2,000
020-5205-419.60-19	TIRES & TUBES	1,000	1,000	2,000	2,000
020-5205-419.60-20	VEHICLE REPAIR PARTS	1,000	1,000	2,000	2,000
020-5205-419.60-21	FUEL & LUBRICANTS	3,000	2,000	3,000	3,000
020-5205-419.60-23	MATERIAL & SUPPLIES	2,000	2,000	5,000	5,000
020-5205-419.60-24	OTHER EQUIPMENT	3,000	3,000	5,000	5,000
020-5205-419.60-28	BOOKS, MAGS, & SUBSCRIPT.	2,000	2,300	3,000	3,000
020-5205-419.60-31	OTHER EQUIP PARTS/MAINT	1,000	1,000	0	0
	<b>MATERIALS &amp; SUPPLIES</b>	<b>22,500</b>	<b>21,300</b>	<b>32,000</b>	<b>32,000</b>
020-5205-419.70-16	ENGINEERING	0	2,500	100,000	100,000
020-5205-419.70-19	OFFICE EQUIPMENT	44,000	8,000	35,000	0
	<b>CAPITAL OUTLAY</b>	<b>44,000</b>	<b>10,500</b>	<b>135,000</b>	<b>100,000</b>
	<b>ENGINEERING</b>	<b>1,342,300</b>	<b>1,096,100</b>	<b>1,438,500</b>	<b>1,411,600</b>

**CITY OF BROKEN ARROW  
BROKEN ARROW MUNICIPAL AUTHORITY  
CONSTRUCTION/ENGINEERING DEPARTMENT  
Stormwater Engineering Division**

ACCOUNT NUMBER	ACCOUNT DESCRIPTION	FISCAL YEAR	FISCAL YEAR	FISCAL YEAR	FISCAL YEAR
		2016 BUDGET	2016 ESTIMATED ACTUAL	2017 BUDGET	2018 FINANCIAL PLAN
020-5210-419.10-04	REGULAR	247,800	211,000	258,100	258,100
020-5210-419.10-11	OVERTIME	1,500	2,000	3,000	3,000
	<b>SALARIES AND WAGES</b>	<b>249,300</b>	<b>213,000</b>	<b>261,100</b>	<b>261,100</b>
020-5210-419.20-10	LONGEVITY	5,400	5,400	5,600	5,800
020-5210-419.20-21	SOCIAL SECURITY	18,700	16,500	20,000	20,000
020-5210-419.20-22	RETIREMENT	24,600	22,000	26,400	26,400
020-5210-419.20-26	INSURANCE	64,100	47,000	69,700	72,500
020-5210-419.20-41	CELL PHONE ALLOWANCE	600	500	600	600
	<b>EMPLOYEE BENEFITS</b>	<b>113,400</b>	<b>91,400</b>	<b>122,300</b>	<b>125,300</b>
	<b>PERSONAL SERVICES</b>	<b>362,700</b>	<b>304,400</b>	<b>383,400</b>	<b>386,400</b>
020-5210-419.30-11	REG. FEES & CERTIFICATION	2,000	2,000	5,000	5,000
020-5210-419.30-75	DEQ PERMIT FEES	7,000	5,500	5,000	5,000
020-5210-419.30-85	MEMBERSHIP DUES	1,500	1,500	3,000	3,000
020-5210-419.30-87	PROFESSIONAL SERVICES	14,000	14,000	15,000	15,000
	<b>PROF &amp; TECH SERVICES</b>	<b>24,500</b>	<b>23,000</b>	<b>28,000</b>	<b>28,000</b>
020-5210-419.40-20	VEHICLE REPAIR	1,500	700	2,000	2,000
020-5210-419.40-28	MISC CONTRACT SERVICES	10,000	10,000	10,000	10,000
020-5210-419.40-33	OTHER RENTAL	500	0	500	500
020-5210-419.40-55	MAINTENANCE SERVICES	500	0	500	500
	<b>PROPERTY SERVICES</b>	<b>12,500</b>	<b>10,700</b>	<b>13,000</b>	<b>13,000</b>
020-5210-419.50-03	TRAVEL & EXPENSES	4,000	4,000	5,000	5,000
020-5210-419.50-22	TELEPHONE	0	0	1,500	1,500
020-5210-419.50-36	PRINTING SERVICES	300	0	1,500	1,500
020-5210-419.50-39	POSTAGE	2,000	1,000	2,000	2,000
020-5210-419.50-54	OUTSIDE DATA SERVICES	1,800	0	500	500
020-5210-419.50-86	MISCELLANEOUS	500	0	500	500
	<b>OTHER SERVICES</b>	<b>8,600</b>	<b>5,000</b>	<b>11,000</b>	<b>11,000</b>
	<b>OTHER SERVICES &amp; CHARGES</b>	<b>45,600</b>	<b>38,700</b>	<b>52,000</b>	<b>52,000</b>
020-5210-419.60-03	OFFICE SUPPLIES	3,000	2,500	3,000	3,000
020-5210-419.60-10	UNIFORMS	800	800	500	500
020-5210-419.60-19	TIRES & TUBES	1,000	1,000	1,500	1,500
020-5210-419.60-20	VEHICLE REPAIR PARTS	1,000	1,000	1,500	1,500
020-5210-419.60-21	FUEL & LUBRICANTS	3,000	2,500	4,500	4,500
020-5210-419.60-23	MATERIAL & SUPPLIES	2,000	2,000	2,000	2,000
020-5210-419.60-24	OTHER EQUIPMENT	200	500	3,000	3,000
020-5210-419.60-28	BOOKS, MAGS, & SUBSCRIPT.	1,000	800	1,000	1,000
020-5210-419.60-31	OTHER EQUIP PARTS/MAINT	2,500	2,500	2,500	2,500
	<b>MATERIALS &amp; SUPPLIES</b>	<b>14,500</b>	<b>13,600</b>	<b>19,500</b>	<b>19,500</b>

**CITY OF BROKEN ARROW  
 BROKEN ARROW MUNICIPAL AUTHORITY  
 CONSTRUCTION/ENGINEERING DEPARTMENT  
 Stormwater Engineering Division**

ACCOUNT NUMBER ACCOUNT DESCRIPTION	FISCAL YEAR 2016 BUDGET	FISCAL YEAR 2016 ESTIMATED ACTUAL	FISCAL YEAR 2017 BUDGET	FISCAL YEAR 2018 FINANCIAL PLAN
020-5210-419.70-02 MOTOR VEHICLES	28,000	24,500	0	0
020-5210-419.70-04 OTHER EQUIPMENT	0	0	0	0
020-5210-419.70-19 OFFICE EQUIPMENT	9,500	9,500	15,000	0
CAPITAL OUTLAY	<u>37,500</u>	<u>34,000</u>	<u>15,000</u>	<u>0</u>
 STORMWATER	 <u>460,300</u>	 <u>390,700</u>	 <u>469,900</u>	 <u>457,900</u>
 ENGINEERING/CONSTRUCTION	 <u>2,569,300</u>	 <u>2,174,600</u>	 <u>2,631,400</u>	 <u>2,557,000</u>



## STREET/STORMWATER

**DIVISIONS -**  
Stormwater

**PURPOSE:**

The Stormwater Division is responsible for maintenance of all stormwater structures, mowing of right-of-way, sweeping streets and monitoring the City's stormwater system.

### FINANCIAL HIGHLIGHTS

	FISCAL YEAR 2015 FINANCIAL PLAN	FISCAL YEAR 2015 ESTIMATED ACTUAL	FISCAL YEAR 2016 FINANCIAL PLAN	FISCAL YEAR 2017 FINANCIAL PLAN
<b>PERSONAL SERVICES:</b>				
SALARIES & WAGES	1,258,100	1,044,700	1,095,100	1,095,100
EMPLOYEE BENEFITS	634,600	511,600	602,300	619,600
<b>TOTAL PERSONAL SERVICES</b>	<b>1,892,700</b>	<b>1,556,300</b>	<b>1,697,400</b>	<b>1,714,700</b>
<b>OTHER SERVICES &amp; CHARGES</b>				
PROF & TECH SERVICES	2,500	7,100	6,200	6,300
PROPERTY SERVICES	117,000	132,500	168,500	171,100
OTHER SERVICES	473,600	481,900	500,400	500,500
<b>TOTAL OTHER SERVICES &amp; CHARGES</b>	<b>593,100</b>	<b>621,500</b>	<b>675,100</b>	<b>677,900</b>
<b>MATERIALS &amp; SUPPLIES</b>	<b>388,300</b>	<b>386,800</b>	<b>394,700</b>	<b>441,800</b>
<b>TOTAL OPERATING EXPENSES</b>	<b>2,874,100</b>	<b>2,564,600</b>	<b>2,767,200</b>	<b>2,834,400</b>
<b>CAPITAL OUTLAY</b>	<b>1,548,800</b>	<b>792,100</b>	<b>1,910,900</b>	<b>932,900</b>
<b>TOTAL</b>	<b>4,422,900</b>	<b>3,356,700</b>	<b>4,678,100</b>	<b>3,767,300</b>

**CITY OF BROKEN ARROW  
BROKEN ARROW MUNICIPAL AUTHORITY  
STREET/STORMWATER DEPARTMENT  
Stormwater Division**

ACCOUNT NUMBER	ACCOUNT DESCRIPTION	FISCAL YEAR	FISCAL YEAR	FISCAL YEAR	FISCAL YEAR
		2016 BUDGET	2016 ESTIMATED ACTUAL	2017 BUDGET	2018 FINANCIAL PLAN
020-5305-438.10-04	REGULAR	1,217,400	1,000,000	1,037,400	1,037,400
020-5305-438.10-05	VARIABLE PAY PROGRAM	4,000	2,600	12,200	12,200
020-5305-438.10-11	OVERTIME	36,700	36,700	45,500	45,500
020-5305-438.10-19	INJURY PAY	0	5,400	0	0
	<b>SALARIES AND WAGES</b>	<b>1,258,100</b>	<b>1,044,700</b>	<b>1,095,100</b>	<b>1,095,100</b>
020-5305-438.20-10	LONGEVITY	35,000	31,100	30,000	32,000
020-5305-438.20-12	EDUCATION/PERFORMANCE	2,500	600	600	600
020-5305-438.20-21	SOCIAL SECURITY	88,100	77,500	81,200	81,200
020-5305-438.20-22	RETIREMENT	121,800	106,200	106,900	106,900
020-5305-438.20-26	INSURANCE	386,000	295,000	382,400	397,700
020-5305-438.20-41	CELL PHONE ALLOWANCE	1,200	1,200	1,200	1,200
	<b>EMPLOYEE BENEFITS</b>	<b>634,600</b>	<b>511,600</b>	<b>602,300</b>	<b>619,600</b>
	<b>PERSONAL SERVICES</b>	<b>1,892,700</b>	<b>1,556,300</b>	<b>1,697,400</b>	<b>1,714,700</b>
020-5305-438.30-11	REG FEES & CERTIFICATION	1,500	5,000	5,200	5,200
020-5305-438.30-75	DEQ PERMIT FEES	1,000	1,000	1,000	1,100
020-5305-438.30-87	PROFESSIONAL SERVICES	0	1,100	0	0
	<b>PROF &amp; TECH SERVICES</b>	<b>2,500</b>	<b>7,100</b>	<b>6,200</b>	<b>6,300</b>
020-5305-438.40-07	BUILDING MAINTENANCE	2,000	2,000	4,100	4,100
020-5305-438.40-20	VEHICLE REPAIR	35,000	25,000	35,000	36,800
020-5305-438.40-28	MISC CONTRACT SERVICES	65,000	90,000	108,400	108,400
020-5305-438.40-29	OTHER EQUIPMENT REPAIR	0	500	500	500
020-5305-438.40-31	UNIFORM RENTAL/SERVICES	5,800	5,800	5,800	6,100
020-5305-438.40-32	EQUIPMENT RENTAL	6,000	6,000	6,000	6,300
020-5305-438.40-33	OTHER RENTAL	700	700	700	700
020-5305-438.40-50	RADIO MAINTENANCE-OUTSIDE	1,000	1,000	1,000	1,100
020-5305-438.40-55	MAINTENANCE SERVICES	1,500	1,500	7,000	7,100
	<b>PROPERTY SERVICES</b>	<b>117,000</b>	<b>132,500</b>	<b>168,500</b>	<b>171,100</b>
020-5305-438.50-03	TRAVEL & EXPENSE	2,000	2,000	4,900	4,900
020-5305-438.50-22	TELEPHONE	500	500	2,500	2,500
020-5305-438.50-24	UTILITIES/ONG	6,000	3,000	7,500	7,500
020-5305-438.50-25	UTILITIES (PSO)	20,000	8,000	25,000	25,000
020-5305-438.50-36	PRINTING SERVICES	300	300	300	300
020-5305-438.50-84	PILOT	308,800	333,200	326,100	326,100
020-5305-438.50-85	OVERHEAD FEE	133,900	133,900	132,000	132,000
020-5305-438.50-86	MISCELLANEOUS	2,100	1,000	2,100	2,200
	<b>OTHER SERVICES</b>	<b>473,600</b>	<b>481,900</b>	<b>500,400</b>	<b>500,500</b>
	<b>OTHER SERVICES &amp; CHARGES</b>	<b>593,100</b>	<b>621,500</b>	<b>675,100</b>	<b>677,900</b>

**CITY OF BROKEN ARROW**  
**BROKEN ARROW MUNICIPAL AUTHORITY**  
**STREET/STORMWATER DEPARTMENT**  
**Stormwater Division**

ACCOUNT NUMBER ACCOUNT DESCRIPTION	FISCAL YEAR 2016 BUDGET	FISCAL YEAR 2016 ESTIMATED ACTUAL	FISCAL YEAR 2017 BUDGET	FISCAL YEAR 2018 FINANCIAL PLAN
020-5305-438.60-03 OFFICE SUPPLIES	4,000	3,000	4,000	4,200
020-5305-438.60-10 UNIFORMS	9,800	9,800	9,800	10,200
020-5305-438.60-19 TIRES & TUBES	18,000	18,000	18,000	18,900
020-5305-438.60-20 VEHICLE REPAIR PARTS	90,000	99,500	90,000	100,000
020-5305-438.60-21 FUEL & LUBRICANTS	105,000	50,000	80,000	110,000
020-5305-438.60-23 MATERIAL & SUPPLIES	38,800	58,800	60,000	60,000
020-5305-438.60-24 OTHER EQUIPMENT	30,900	30,900	32,400	37,900
020-5305-438.60-27 CONCRETE & AGGREGATE	65,000	90,000	71,700	71,700
020-5305-438.60-28 BOOKS, MAGS, & SUBSCRIPT	500	500	500	500
020-5305-438.60-30 JANITORIAL SUPPLIES	800	800	2,800	2,900
020-5305-438.60-50 RADIO MAINTENANCE	500	500	500	500
020-5305-438.60-80 ASPHALT & AGGREGATE MATERIALS & SUPPLIES	<u>25,000</u>	<u>25,000</u>	<u>25,000</u>	<u>25,000</u>
	<u>388,300</u>	<u>386,800</u>	<u>394,700</u>	<u>441,800</u>
020-5305-438.70-02 MOTOR VEHICLES	375,700	375,800	260,000	555,000
020-5305-438.70-03 MACHINERY	243,000	44,700	556,000	0
020-5305-438.70-04 OTHER EQUIPMENT	127,600	32,300	276,800	6,800
020-5305-438.70-15 CONSTRUCTION	300,000	200,000	700,000	300,000
020-5305-438.70-16 ENGINEERING	50,500	100,000	0	0
020-5305-438.70-17 MISC CAPITAL OUTLAY	400,000	2,000	47,100	47,100
020-5305-438.70-18 COMMUNICATION EQUIPMENT	33,000	34,400	30,000	24,000
020-5305-438.70-19 OFFICE EQUIPMENT	19,000	2,900	41,000	0
CAPITAL OUTLAY	<u>1,548,800</u>	<u>792,100</u>	<u>1,910,900</u>	<u>932,900</u>
STORMWATER	<u>4,422,900</u>	<u>3,356,700</u>	<u>4,678,100</u>	<u>3,767,300</u>

## UTILITIES

**DIVISIONS:**

Water Utilities R & C  
 Water Treatment Plant  
 Wastewater Plant

Administration  
 Meter Reading  
 Sewer Utilities R & C

**PURPOSE:**

To administrate the operations, maintenance and construction of the City water and sewer utility infrastructure in such a manner to minimize loss of service, user inconvenience and provide accurate meter readings for use in utility billing to ensure a high quality of life for the City's citizens.

### FINANCIAL HIGHLIGHTS

	FISCAL YEAR 2015 FINANCIAL PLAN	FISCAL YEAR 2015 ESTIMATED ACTUAL	FISCAL YEAR 2016 FINANCIAL PLAN	FISCAL YEAR 2017 FINANCIAL PLAN
<b>PERSONAL SERVICES:</b>				
SALARIES & WAGES	3,498,900	3,452,800	3,202,900	3,202,900
EMPLOYEE BENEFITS	1,501,900	1,610,300	1,502,600	1,543,100
<b>TOTAL PERSONAL SERVICES</b>	<b>5,000,800</b>	<b>5,063,100</b>	<b>4,705,500</b>	<b>4,746,000</b>
<b>OTHER SERVICES &amp; CHARGES</b>				
PROF & TECH SERVICES	240,600	309,600	297,600	302,600
PROPERTY SERVICES	2,622,800	2,314,400	3,282,700	3,283,700
OTHER SERVICES	3,949,200	3,959,900	4,000,200	4,000,200
<b>TOTAL OTHER SERVICES &amp; CHARGES</b>	<b>6,812,600</b>	<b>6,583,900</b>	<b>7,580,500</b>	<b>7,586,500</b>
<b>MATERIALS &amp; SUPPLIES</b>	<b>2,494,384</b>	<b>2,921,900</b>	<b>2,837,100</b>	<b>3,004,100</b>
<b>TOTAL OPERATING EXPENSES</b>	<b>14,307,784</b>	<b>14,568,900</b>	<b>15,123,100</b>	<b>15,336,600</b>
<b>CAPITAL OUTLAY</b>	<b>6,136,516</b>	<b>6,880,300</b>	<b>3,467,500</b>	<b>2,000,000</b>
<b>TOTAL</b>	<b>20,444,300</b>	<b>21,449,200</b>	<b>18,590,600</b>	<b>17,336,600</b>

**CITY OF BROKEN ARROW  
BROKEN ARROW MUNICIPAL AUTHORITY  
UTILITIES DEPARTMENT  
Water R & C Division**

ACCOUNT NUMBER	ACCOUNT DESCRIPTION	FISCAL YEAR	FISCAL YEAR	FISCAL YEAR	FISCAL YEAR
		2016	2016	2017	2018
		BUDGET	ESTIMATED	BUDGET	FINANCIAL
			ACTUAL		PLAN
020-5400-434.10-04	REGULAR	1,032,700	1,327,000	1,032,700	1,032,700
020-5400-434.10-05	VARIABLE PAY PROGRAM	3,000	4,300	5,000	5,000
020-5400-434.10-11	OVERTIME	120,000	120,000	120,000	120,000
020-5400-434.10-19	INJURY PAY	0	1,500	0	0
	<b>SALARIES AND WAGES</b>	<u>1,155,700</u>	<u>1,452,800</u>	<u>1,157,700</u>	<u>1,157,700</u>
020-5400-434.20-10	LONGEVITY	31,000	35,600	36,900	38,000
020-5400-434.20-21	SOCIAL SECURITY	73,600	111,000	73,600	73,600
020-5400-434.20-22	RETIREMENT	101,300	151,500	101,300	101,300
020-5400-434.20-26	INSURANCE	249,600	404,500	249,600	259,600
020-5400-434.20-41	CELL PHONE ALLOWANCE	2,300	2,300	2,300	2,300
	<b>EMPLOYEE BENEFITS</b>	<u>457,800</u>	<u>704,900</u>	<u>463,700</u>	<u>474,800</u>
	<b>PERSONAL SERVICES</b>	<u>1,613,500</u>	<u>2,157,700</u>	<u>1,621,400</u>	<u>1,632,500</u>
020-5400-434.30-11	REG. FEES & CERTIFICATION	9,000	10,000	9,000	9,000
020-5400-434.30-34	LAB SERVICES	0	32,500	32,000	32,000
020-5400-434.30-84	MEDICAL VACCINATION	300	10,500	1,000	1,000
020-5400-434.30-85	MEMBERSHIP DUES	4,600	4,600	4,600	4,600
	<b>PROF &amp; TECH SERVICES</b>	<u>13,900</u>	<u>57,600</u>	<u>46,600</u>	<u>46,600</u>
020-5400-434.40-20	VEHICLE REPAIR	20,000	18,000	28,000	28,000
020-5400-434.40-28	MISC CONTRACT SERVICES	9,000	9,000	123,000	123,000
020-5400-434.40-29	OTHER EQUIPMENT REPAIR	6,500	3,000	6,500	6,500
020-5400-434.40-31	UNIFORM RENTAL/SERVICES	4,600	4,600	6,200	6,200
020-5400-434.40-32	EQUIPMENT RENTAL	300	300	300	300
020-5400-434.40-33	OTHER RENTAL	700	2,000	2,000	2,000
020-5400-434.40-50	RADIO MAINTENANCE-OUTSIDE	500	500	500	500
020-5400-434.40-55	MAINTENANCE SERVICES	17,900	17,900	23,900	23,900
	<b>PROPERTY SERVICES</b>	<u>59,500</u>	<u>55,300</u>	<u>190,400</u>	<u>190,400</u>
020-5400-434.50-03	TRAVEL & EXPENSES	1,000	500	1,000	1,000
020-5400-434.50-22	TELEPHONE	1,100	1,100	1,100	1,100
020-5400-434.50-23	OTHER UTILITIES	100	100	100	100
020-5400-434.50-25	UTILITIES (PSO)	24,000	23,000	24,900	24,900
020-5400-434.50-36	PRINTING SERVICES	5,000	5,000	5,000	5,000
020-5400-434.50-84	PILOT	1,272,100	1,272,100	1,311,100	1,311,100
020-5400-434.50-85	OVERHEAD FEE	341,000	341,000	342,000	342,000
	<b>OTHER SERVICES</b>	<u>1,644,300</u>	<u>1,642,800</u>	<u>1,685,200</u>	<u>1,685,200</u>
	<b>OTHER SERVICES &amp; CHARGES</b>	<u>1,717,700</u>	<u>1,755,700</u>	<u>1,922,200</u>	<u>1,922,200</u>

**CITY OF BROKEN ARROW  
BROKEN ARROW MUNICIPAL AUTHORITY  
UTILITIES DEPARTMENT  
Water R & C Division**

ACCOUNT NUMBER	ACCOUNT DESCRIPTION	FISCAL YEAR	FISCAL YEAR	FISCAL YEAR	FISCAL YEAR
		2016	2016	2017	2018
		BUDGET	ESTIMATED	BUDGET	FINANCIAL
			ACTUAL		PLAN
020-5400-434.60-03	OFFICE SUPPLIES	1,000	3,000	3,000	3,000
020-5400-434.60-10	UNIFORMS	7,300	7,300	10,200	10,200
020-5400-434.60-18	BLDG MATERIAL & SUPPLIES	1,000	500	1,000	1,000
020-5400-434.60-19	TIRES & TUBES	8,500	8,500	8,500	8,500
020-5400-434.60-20	VEHICLE REPAIR PARTS	30,000	30,000	35,000	35,000
020-5400-434.60-21	FUEL & LUBRICANTS	87,400	40,000	87,400	87,400
020-5400-434.60-23	MATERIAL & SUPPLIES	40,000	45,000	47,000	47,000
020-5400-434.60-24	OTHER EQUIPMENT	9,184	7,500	9,000	9,000
020-5400-434.60-27	CONCRETE & AGGREGATE	40,000	47,000	10,000	10,000
020-5400-434.60-28	BOOKS, MAGS, & SUBSCRIPT.	500	300	500	500
020-5400-434.60-31	OTHER EQUIP PARTS/MAINT	700	300	700	700
020-5400-434.60-34	CHEMICAL & LAB SUPPLIES	35,000	2,500	2,500	2,500
020-5400-434.60-37	HYDRANTS, PARTS/SUPPLIES	40,000	38,000	40,000	40,000
020-5400-434.60-38	METER & SER CONNECT PARTS	200,000	257,000	225,000	225,000
020-5400-434.60-40	WATER MAIN REPAIR PARTS	75,000	50,000	75,000	75,000
020-5400-434.60-50	RADIO MAINTENANCE	1,000	500	1,000	1,000
020-5400-434.60-80	ASPHALT & AGGREGATE	5,000	8,000	8,000	8,000
	MATERIALS & SUPPLIES	<u>581,584</u>	<u>545,400</u>	<u>563,800</u>	<u>563,800</u>
020-5400-434.70-02	MOTOR VEHICLES	155,300	122,800	250,000	0
020-5400-434.70-03	MACHINERY	45,000	45,000	168,500	0
020-5400-434.70-04	OTHER EQUIPMENT	34,952	66,000	37,000	0
020-5400-434.70-15	CONSTRUCTION	1,829,058	1,829,100	230,000	0
020-5400-434.70-16	ENGINEERING	63,900	963,700	0	0
020-5400-434.70-18	COMMUNICATIONS EQUIPMENT	11,190	5,000	5,000	0
020-5400-434.70-19	OFFICE EQUIPMENT	4,316	6,000	10,000	0
	CAPITAL OUTLAY	<u>2,143,716</u>	<u>3,037,600</u>	<u>700,500</u>	<u>0</u>
	WATER R & C	<u>6,056,500</u>	<u>7,496,400</u>	<u>4,807,900</u>	<u>4,118,500</u>
			7,495,847		

**CITY OF BROKEN ARROW  
BROKEN ARROW MUNICIPAL AUTHORITY  
UTILITIES DEPARTMENT  
Administration Division**

ACCOUNT NUMBER ACCOUNT DESCRIPTION	FISCAL YEAR	FISCAL YEAR	FISCAL YEAR	FISCAL YEAR
	2016 BUDGET	2016 ESTIMATED ACTUAL	2017 BUDGET	2018 FINANCIAL PLAN
020-5401-434.10-04 REGULAR	172,700	160,000	166,200	166,200
020-5401-434.10-05 VARIABLE PAY PROGRAM	0	0	500	500
020-5401-434.10-11 OVERTIME	0	200	500	500
<b>SALARIES AND WAGES</b>	<b>172,700</b>	<b>160,200</b>	<b>167,200</b>	<b>167,200</b>
020-5401-434.20-10 LONGEVITY	0	500	1,000	1,100
020-5401-434.20-21 SOCIAL SECURITY	12,700	5,000	13,100	13,100
020-5401-434.20-22 RETIREMENT	16,900	12,000	16,800	16,800
020-5401-434.20-26 INSURANCE	33,000	16,000	29,900	31,100
020-5401-434.20-41 CELL PHONE ALLOWANCE	600	600	600	600
<b>EMPLOYEE BENEFITS</b>	<b>63,200</b>	<b>34,100</b>	<b>61,400</b>	<b>62,700</b>
<b>PERSONAL SERVICES</b>	<b>235,900</b>	<b>194,300</b>	<b>228,600</b>	<b>229,900</b>
020-5401-434.30-11 REG. FEES & CERTIFICATION	1,000	700	1,000	1,000
020-5401-434.30-85 MEMBERSHIP DUES	1,000	800	1,000	1,000
020-5401-434.30-87 PROFESSIONAL SERVICES	0	0	2,000	2,000
<b>PROF &amp; TECH SERVICES</b>	<b>2,000</b>	<b>1,500</b>	<b>4,000</b>	<b>4,000</b>
020-5401-434.40-20 VEHICLE REPAIR	500	500	500	500
020-5401-434.40-29 OTHER EQUIPMENT REPAIR	700	700	1,000	1,000
020-5401-434.40-31 UNIFORM RENTAL/SERVICES	0	100	100	100
020-5401-434.40-55 MAINTENANCE SERVICES	0	0	200	200
<b>PROPERTY SERVICES</b>	<b>1,200</b>	<b>1,300</b>	<b>1,800</b>	<b>1,800</b>
020-5401-434.50-03 TRAVEL & EXPENSES	2,000	1,000	2,000	2,000
020-5401-434.50-54 OUTSIDE DATA SERVICES	500	200	400	400
<b>OTHER SERVICES</b>	<b>2,500</b>	<b>1,200</b>	<b>2,400</b>	<b>2,400</b>
<b>OTHER SERVICES &amp; CHARGES</b>	<b>5,700</b>	<b>4,000</b>	<b>8,200</b>	<b>8,200</b>
020-5401-434.60-03 OFFICE SUPPLIES	1,000	300	500	500
020-5401-434.60-10 UNIFORMS	500	300	500	500
020-5401-434.60-19 TIRES & TUBES	300	300	300	300
020-5401-434.60-20 VEHICLE REPAIR PARTS	500	500	500	500
020-5401-434.60-21 FUEL & LUBRICANTS	1,800	1,200	1,800	1,800
020-5401-434.60-23 MATERIAL & SUPPLIES	1,000	800	1,400	1,400
020-5401-434.60-24 OTHER EQUIPMENT	6,000	1,500	2,500	2,500
020-5401-434.60-28 BOOKS, MAGS, & SUBSCRIPT.	1,000	700	1,000	1,000
<b>MATERIAL &amp; SUPPLIES</b>	<b>12,100</b>	<b>5,600</b>	<b>8,500</b>	<b>8,500</b>
<b>ADMINISTRATION</b>	<b>253,700</b>	<b>203,900</b>	<b>245,300</b>	<b>246,600</b>

**CITY OF BROKEN ARROW**  
**BROKEN ARROW MUNICIPAL AUTHORITY**  
**UTILITIES DEPARTMENT**  
**Waterplant Division**

ACCOUNT NUMBER ACCOUNT DESCRIPTION	FISCAL YEAR	FISCAL YEAR	FISCAL YEAR	FISCAL YEAR
	2016 BUDGET	2016 ESTIMATED ACTUAL	2017 BUDGET	2018 FINANCIAL PLAN
020-5405-434.10-04 REGULAR	486,200	475,000	543,600	543,600
020-5405-434.10-11 OVERTIME	30,000	48,000	48,000	48,000
SALARIES AND WAGES	<u>516,200</u>	<u>523,000</u>	<u>591,600</u>	<u>591,600</u>
020-5405-434.20-10 LONGEVITY	2,500	2,500	3,000	3,100
020-5405-434.20-21 SOCIAL SECURITY	32,300	40,200	40,800	40,800
020-5405-434.20-22 RETIREMENT	44,300	53,200	54,800	54,800
020-5405-434.20-26 INSURANCE	133,500	160,700	230,400	239,600
020-5405-434.20-41 CELL PHONE ALLOWANCE	1,200	1,200	1,200	1,200
EMPLOYEE BENEFITS	<u>213,800</u>	<u>257,800</u>	<u>330,200</u>	<u>339,500</u>
PERSONAL SERVICES	<u>730,000</u>	<u>780,800</u>	<u>921,800</u>	<u>931,100</u>
020-5405-434.30-11 REG. FEES & CERTIFICATION	5,000	5,000	5,000	5,000
020-5405-434.30-34 LAB SERVICES	54,000	49,000	49,000	54,000
020-5405-434.30-75 DEQ FEES	13,000	13,000	13,000	13,000
020-5405-434.30-85 MEMBERSHIP DUES	0	300	600	600
020-5405-434.30-87 PROFESSIONAL SERVICES	50,000	100,000	100,000	100,000
PROF & TECH SERVICES	<u>122,000</u>	<u>167,300</u>	<u>167,600</u>	<u>172,600</u>
020-5405-434.40-07 BUILDING MAINTENANCE	25,000	50,000	50,000	50,000
020-5405-434.40-20 VEHICLE REPAIR	2,000	2,000	2,000	2,500
020-5405-434.40-28 MISC CONTRACT SERVICES	29,000	100,000	100,000	100,000
020-5405-434.40-29 OTHER EQUIPMENT REPAIR	40,000	40,000	40,000	40,500
020-5405-434.40-30 CONTRACT LANDFILL SERVICE	5,000	25,000	60,000	60,000
020-5405-434.40-31 UNIFORM RENTAL/SERVICES	3,000	3,000	3,200	3,200
020-5405-434.40-32 EQUIPMENT RENTAL	5,000	26,000	22,000	22,000
020-5405-434.40-33 OTHER RENTAL	5,000	5,000	2,000	2,000
020-5405-434.40-50 RADIO MAINTENANCE-OUTSIDE	5,000	5,000	5,000	5,000
020-5405-434.40-55 MAINTENANCE SERVICES	10,000	25,000	202,300	202,300
020-5405-434.40-93 PURCHASED WATER	900,000	460,000	750,000	750,000
PROPERTY SERVICES	<u>1,029,000</u>	<u>741,000</u>	<u>1,236,500</u>	<u>1,237,500</u>
020-5405-434.50-03 TRAVEL & EXPENSES	4,000	4,000	6,300	6,300
020-5405-434.50-22 TELEPHONE	6,000	6,000	6,000	6,000
020-5405-434.50-25 UTILITIES (PSO)	850,000	850,000	850,000	850,000
020-5405-434.50-94 POWER (GRDA)	20,000	13,100	15,000	15,000
OTHER SERVICES	<u>880,000</u>	<u>873,100</u>	<u>877,300</u>	<u>877,300</u>
OTHER SERVICES & CHARGES	<u>2,031,000</u>	<u>1,781,400</u>	<u>2,281,400</u>	<u>2,287,400</u>



**CITY OF BROKEN ARROW  
BROKEN ARROW MUNICIPAL AUTHORITY  
UTILITIES DEPARTMENT  
Waterplant Division**

ACCOUNT NUMBER	ACCOUNT DESCRIPTION	FISCAL YEAR	FISCAL YEAR	FISCAL YEAR	FISCAL YEAR
		2016	2016	2017	2018
		BUDGET	ESTIMATED ACTUAL	BUDGET	FINANCIAL PLAN
020-5405-434.60-03	OFFICE SUPPLIES	2,500	2,500	4,500	4,500
020-5405-434.60-10	UNIFORMS	10,000	10,000	4,000	4,000
020-5405-434.60-18	BLDG MATERIAL & SUPPLIES	4,000	5,100	5,100	5,100
020-5405-434.60-19	TIRES & TUBES	2,000	2,000	2,000	2,000
020-5405-434.60-20	VEHICLE REPAIR PARTS	2,500	6,000	5,000	5,000
020-5405-434.60-21	FUEL & LUBRICANTS	50,000	8,600	40,000	40,000
020-5405-434.60-23	MATERIAL & SUPPLIES	15,000	30,000	30,000	30,000
020-5405-434.60-24	OTHER EQUIPMENT	10,000	13,200	10,000	10,000
020-5405-434.60-27	CONCRETE & AGGREGATE	5,000	5,000	5,000	5,000
020-5405-434.60-30	JANITORIAL SUPPLIES	5,000	5,000	2,500	2,500
020-5405-434.60-34	CHEMICAL & LAB SUPPLIES	1,000,000	1,100,000	1,000,000	1,150,000
020-5405-434.60-45	REPAIRS & REPLACEMENTS	20,000	72,700	73,000	73,000
020-5405-434.60-50	RADIO MAINTENANCE	10,000	5,000	10,000	10,000
	<b>MATERIALS &amp; SUPPLIES</b>	<b>1,136,000</b>	<b>1,265,100</b>	<b>1,191,100</b>	<b>1,341,100</b>
020-5405-434.70-02	MOTOR VEHICLES	0	0	35,000	0
020-5405-434.70-03	MACHINERY	50,000	47,000	30,000	0
020-5405-434.70-04	OTHER EQUIPMENT	0	0	60,000	0
020-5405-434.70-08	EASEMENTS & R.O.W.	0	63,200	0	0
020-5405-434.70-15	CONSTRUCTION	126,400	300,000	300,000	0
020-5405-434.70-16	ENGINEERING	177,700	177,700	0	0
020-5405-434.70-19	OFFICE EQUIPMENT	0	0	3,000	0
	<b>CAPITAL OUTLAY</b>	<b>354,100</b>	<b>587,900</b>	<b>428,000</b>	<b>0</b>
	<b>WATERPLANT</b>	<b>4,251,100</b>	<b>4,415,200</b>	<b>4,822,300</b>	<b>4,559,600</b>

**CITY OF BROKEN ARROW  
BROKEN ARROW MUNICIPAL AUTHORITY  
UTILITIES DEPARTMENT  
Meter Readers**

ACCOUNT NUMBER	ACCOUNT DESCRIPTION	FISCAL YEAR	FISCAL YEAR	FISCAL YEAR	FISCAL YEAR
		2016 BUDGET	2016 ESTIMATED ACTUAL	2017 BUDGET	2018 FINANCIAL PLAN
020-5406-434.10-04	REGULAR	352,300	320,100	296,100	296,100
020-5406-434.10-11	OVERTIME	0	1,400	1,500	1,500
020-5406-434.10-19	INJURY PAY	40,000	96,000	90,000	90,000
SALARIES AND WAGES		<u>392,300</u>	<u>417,500</u>	<u>387,600</u>	<u>387,600</u>
020-5406-434.20-10	LONGEVITY	9,300	8,600	8,300	9,000
020-5406-434.20-21	SOCIAL SECURITY	26,000	31,400	23,100	23,100
020-5406-434.20-22	RETIREMENT	36,200	42,200	30,500	30,500
020-5406-434.20-26	INSURANCE	120,700	105,100	104,400	108,600
020-5406-434.20-41	CELL PHONE ALLOWANCE	600	600	600	600
EMPLOYEE BENEFITS		<u>192,800</u>	<u>187,900</u>	<u>166,900</u>	<u>171,800</u>
PERSONAL SERVICES		<u>585,100</u>	<u>605,400</u>	<u>554,500</u>	<u>559,400</u>
020-5406-434.30-11	REG. FEES & CERTIFICATION	500	500	1,600	1,600
020-5406-434.30-84	MEDICAL VACCINATION	200	3,000	500	500
PROF & TECH SERVICES		<u>700</u>	<u>3,500</u>	<u>2,100</u>	<u>2,100</u>
020-5406-434.40-20	VEHICLE REPAIR	2,500	1,000	2,500	2,500
020-5406-434.40-29	OTHER EQUIPMENT REPAIR	100	100	100	100
020-5406-434.40-31	UNIFORM RENTAL/SERVICES	1,600	1,600	2,000	2,000
020-5406-434.40-33	OTHER RENTAL	0	1,700	1,700	1,700
020-5406-434.40-50	RADIO MAINTENANCE-OUTSIDE	300	100	300	300
020-5406-434.40-51	OUTSIDE METER REPAIR	800	400	800	800
020-5406-434.40-55	MAINTENANCE SERVICES	7,000	7,000	9,200	9,200
PROPERTY SERVICES		<u>12,300</u>	<u>11,900</u>	<u>16,600</u>	<u>16,600</u>
020-5406-434.50-03	TRAVEL & EXPENSES	100	100	100	100
020-5406-434.50-36	PRINTING SERVICES	1,100	1,100	1,100	1,100
020-5406-434.50-54	OUTSIDE DATA SERVICES	0	0	1,000	1,000
OTHER SERVICES		<u>1,200</u>	<u>1,200</u>	<u>2,200</u>	<u>2,200</u>
OTHER SERVICES & CHARGES		<u>14,200</u>	<u>16,600</u>	<u>20,900</u>	<u>20,900</u>

**CITY OF BROKEN ARROW  
 BROKEN ARROW MUNICIPAL AUTHORITY  
 UTILITIES DEPARTMENT  
 Meter Readers**

ACCOUNT NUMBER	ACCOUNT DESCRIPTION	FISCAL YEAR	FISCAL YEAR	FISCAL YEAR	FISCAL YEAR
		2016	2016	2017	2018
		BUDGET	ESTIMATED	BUDGET	FINANCIAL
			ACTUAL		PLAN
020-5406-434.60-03	OFFICE SUPPLIES	2,000	1,500	2,000	2,000
020-5406-434.60-10	UNIFORMS	4,500	2,800	5,000	5,000
020-5406-434.60-19	TIRES & TUBES	2,500	3,500	2,500	2,500
020-5406-434.60-20	VEHICLE REPAIR PARTS	6,000	5,500	6,000	6,000
020-5406-434.60-21	FUEL & LUBRICANTS	30,000	15,000	30,000	30,000
020-5406-434.60-23	MATERIAL & SUPPLIES	9,000	11,000	11,000	11,000
020-5406-434.60-24	OTHER EQUIPMENT	2,200	2,200	1,000	1,000
020-5406-434.60-28	BOOKS, MAGS, & SUBSCRIPT.	500	200	500	500
020-5406-434.60-38	METER & SER CONNECT PARTS	175,000	345,000	300,000	300,000
020-5406-434.60-50	RADIO MAINTENANCE	600	200	600	600
	MATERIAL & SUPPLIES	<u>232,300</u>	<u>386,900</u>	<u>358,600</u>	<u>358,600</u>
020-5406-434.70-02	MOTOR VEHICLES	0	300	28,000	0
020-5406-434.70-04	OTHER EQUIPMENT	<u>2,000,000</u>	<u>2,000,000</u>	<u>2,000,000</u>	<u>2,000,000</u>
	CAPITAL OUTLAY	<u>2,000,000</u>	<u>2,000,300</u>	<u>2,028,000</u>	<u>2,000,000</u>
	METER READING	<u>2,831,600</u>	<u>3,009,200</u>	<u>2,962,000</u>	<u>2,938,900</u>

**CITY OF BROKEN ARROW  
BROKEN ARROW MUNICIPAL AUTHORITY  
UTILITIES DEPARTMENT  
Wastewater Treatment Division**

ACCOUNT NUMBER	ACCOUNT DESCRIPTION	FISCAL YEAR	FISCAL YEAR	FISCAL YEAR	FISCAL YEAR
		2016	2016	2017	2018
		BUDGET	ESTIMATED	BUDGET	FINANCIAL
			ACTUAL		PLAN
020-5410-435.10-04	REGULAR	342,600	371,400	384,100	384,100
020-5410-435.10-05	VARIABLE PAY PROGRAM	1,000	3,200	1,000	1,000
020-5410-435.10-11	OVERTIME	20,000	39,400	33,500	33,500
020-5410-435.10-19	INJURY PAY	0	200	0	0
	<b>SALARIES AND WAGES</b>	<b>363,600</b>	<b>414,200</b>	<b>418,600</b>	<b>418,600</b>
020-5410-435.20-10	LONGEVITY	4,000	4,800	5,300	5,800
020-5410-435.20-12	EDUCATION/PERFORMANCE	2,400	100	0	0
020-5410-435.20-21	SOCIAL SECURITY	25,600	31,400	29,600	29,600
020-5410-435.20-22	RETIREMENT	34,900	43,000	39,000	39,000
020-5410-435.20-26	INSURANCE	93,700	108,400	141,600	147,300
020-5410-435.20-41	CELL PHONE ALLOWANCE	600	600	600	600
	<b>EMPLOYEE BENEFITS</b>	<b>161,200</b>	<b>188,300</b>	<b>216,100</b>	<b>222,300</b>
	<b>PERSONAL SERVICES</b>	<b>524,800</b>	<b>602,500</b>	<b>634,700</b>	<b>640,900</b>
020-5410-435.30-11	REG. FEES & CERTIFICATION	4,500	2,800	800	800
020-5410-435.30-34	LAB SERVICES	35,000	32,000	35,000	35,000
020-5410-435.30-35	PRETREATMENT/OPERATIONS	20,000	7,000	10,000	10,000
020-5410-435.30-75	DEQ FEES	18,500	15,000	18,500	18,500
020-5410-435.30-84	MEDICAL VACCINATION	500	2,400	1,000	1,000
020-5410-435.30-85	MEMBERSHIP DUES	0	200	500	500
020-5410-435.30-87	PROFESSIONAL SERVICES	5,000	1,600	5,000	5,000
	<b>PROF &amp; TECH SERVICES</b>	<b>83,500</b>	<b>61,000</b>	<b>70,800</b>	<b>70,800</b>
020-5410-435.40-07	BUILDING MAINTENANCE	5,000	12,000	25,000	25,000
020-5410-435.40-20	VEHICLE REPAIR	2,500	2,100	3,000	3,000
020-5410-435.40-28	MISC CONTRACT SERVICES	4,000	5,700	8,500	8,500
020-5410-435.40-29	OTHER EQUIPMENT REPAIR	16,000	16,000	35,800	35,800
020-5410-435.40-30	CONTRACT LANDFILL SERVICE	106,000	145,000	155,000	155,000
020-5410-435.40-31	UNIFORM RENTAL/SERVICES	1,400	1,700	3,000	3,000
020-5410-435.40-32	EQUIPMENT RENTAL	2,000	8,700	10,000	10,000
020-5410-435.40-33	OTHER RENTAL	2,200	2,600	6,000	6,000
020-5410-435.40-45	RMUA CONTRACT SERVICES	1,310,800	1,223,000	1,500,000	1,500,000
020-5410-435.40-50	RADIO MAINTENANCE-OUTSIDE	5,000	3,000	3,000	3,000
020-5410-435.40-55	MAINTENANCE SERVICES	1,500	1,300	5,000	5,000
	<b>PROPERTY SERVICES</b>	<b>1,456,400</b>	<b>1,421,100</b>	<b>1,754,300</b>	<b>1,754,300</b>

**CITY OF BROKEN ARROW  
BROKEN ARROW MUNICIPAL AUTHORITY  
UTILITIES DEPARTMENT  
Wastewater Treatment Division**

ACCOUNT NUMBER	ACCOUNT DESCRIPTION	FISCAL YEAR	FISCAL YEAR	FISCAL YEAR	FISCAL YEAR
		2016	2016	2017	2018
		BUDGET	ESTIMATED	BUDGET	FINANCIAL
			ACTUAL		PLAN
020-5410-435.50-03	TRAVEL & EXPENSES	3,500	8,400	8,500	8,500
020-5410-435.50-22	TELEPHONE	3,300	3,300	3,400	3,400
020-5410-435.50-23	OTHER UTILITIES	2,500	2,400	2,500	2,500
020-5410-435.50-24	UTILITIES (ONG)	0	100	0	0
020-5410-435.50-25	UTILITIES (PSO)	275,000	257,000	265,000	265,000
020-5410-435.50-36	PRINTING SERVICES	3,500	1,500	2,500	2,500
020-5410-435.50-86	MISCELLANEOUS	1,000	500	1,000	1,000
	OTHER SERVICES	<u>288,800</u>	<u>273,200</u>	<u>282,900</u>	<u>282,900</u>
	OTHER SERVICES & CHARGES	<u>1,828,700</u>	<u>1,755,300</u>	<u>2,108,000</u>	<u>2,108,000</u>
020-5410-435.60-03	OFFICE SUPPLIES	4,000	3,200	4,000	4,000
020-5410-435.60-10	UNIFORMS	1,000	3,500	4,000	4,000
020-5410-435.60-18	BLDG MATERIAL & SUPPLIES	7,500	4,500	6,000	6,000
020-5410-435.60-19	TIRES & TUBES	12,500	2,700	4,000	4,000
020-5410-435.60-20	VEHICLE REPAIR PARTS	6,000	10,000	10,000	12,000
020-5410-435.60-21	FUEL & LUBRICANTS	35,000	14,800	25,000	25,000
020-5410-435.60-23	MATERIAL & SUPPLIES	10,000	17,300	20,000	25,000
020-5410-435.60-24	OTHER EQUIPMENT	25,000	26,300	25,000	35,000
020-5410-435.60-27	CONCRETE & AGGREGATE	2,000	2,000	2,500	2,500
020-5410-435.60-30	JANITORIAL SUPPLIES	500	500	500	500
020-5410-435.60-31	OTHER EQUIP PARTS/MAINT	20,000	20,800	25,000	25,000
020-5410-435.60-34	CHEMICAL & LAB SUPPLIES	160,000	179,000	180,000	180,000
020-5410-435.60-41	SUPPLIES/ PUMP & LIFT STA	95,000	124,200	135,000	135,000
020-5410-435.60-45	REPAIRS & REPLACEMENTS	65,000	65,500	75,000	75,000
020-5410-435.60-50	RADIO MAINTENANCE	5,000	3,800	5,000	5,000
	MATERIAL & SUPPLIES	<u>448,500</u>	<u>478,100</u>	<u>521,000</u>	<u>538,000</u>
020-5410-435.70-02	MOTOR VEHICLES	162,100	163,000	217,000	0
020-5410-435.70-04	OTHER EQUIPMENT	225,000	359,300	69,000	0
020-5410-435.70-15	CONSTRUCTION	573,900	32,000	0	0
020-5410-435.70-16	ENGINEERING	138,200	0	0	0
020-5410-435.70-17	MISC CAPITAL OUTLAY	20,000	0	0	0
020-5410-435.70-19	OFFICE EQUIPMENT	48,100	0	0	0
	CAPITAL OUTLAY	<u>1,167,300</u>	<u>554,300</u>	<u>286,000</u>	<u>0</u>
	WASTEWATER TREATMENT	<u>3,969,300</u>	<u>3,390,200</u>	<u>3,549,700</u>	<u>3,286,900</u>

**CITY OF BROKEN ARROW  
BROKEN ARROW MUNICIPAL AUTHORITY  
UTILITIES DEPARTMENT  
Sewer R & C Division**

ACCOUNT NUMBER	ACCOUNT DESCRIPTION	FISCAL YEAR	FISCAL YEAR	FISCAL YEAR	FISCAL YEAR
		2016	2016	2017	2018
		BUDGET	ESTIMATED ACTUAL	BUDGET	FINANCIAL PLAN
020-5415-435.10-04	REGULAR	851,400	440,400	437,200	437,200
020-5415-435.10-05	VARIABLE PAY PROGRAM	3,000	0	3,000	3,000
020-5415-435.10-11	OVERTIME	44,000	34,000	40,000	40,000
020-5415-435.10-19	INJURY PAY	0	10,700	0	0
	<b>SALARIES AND WAGES</b>	<b>898,400</b>	<b>485,100</b>	<b>480,200</b>	<b>480,200</b>
020-5415-435.20-10	LONGEVITY	11,800	11,800	10,300	11,000
020-5415-435.20-21	SOCIAL SECURITY	64,000	36,000	34,000	34,000
020-5415-435.20-22	RETIREMENT	87,700	48,700	44,800	44,800
020-5415-435.20-26	INSURANCE	249,000	140,200	175,200	182,200
020-5415-435.20-41	CELL PHONE ALLOWANCE	600	600	0	0
	<b>EMPLOYEE BENEFITS</b>	<b>413,100</b>	<b>237,300</b>	<b>264,300</b>	<b>272,000</b>
	<b>PERSONAL SERVICES</b>	<b>1,311,500</b>	<b>722,400</b>	<b>744,500</b>	<b>752,200</b>
020-5415-435.30-11	REG. FEES & CERTIFICATION	0	0	3,800	3,800
020-5415-435.30-34	LAB SERVICES	0	200	200	200
020-5415-435.30-84	MEDICAL VACCINATION	500	500	500	500
020-5415-435.30-87	PROFESSIONAL SERVICES	18,000	18,000	2,000	2,000
	<b>PROF &amp; TECH SERVICES</b>	<b>18,500</b>	<b>18,700</b>	<b>6,500</b>	<b>6,500</b>
020-5415-435.40-07	BUILDING MAINTENANCE	0	100	0	0
020-5415-435.40-20	VEHICLE REPAIR	4,600	5,600	5,600	5,600
020-5415-435.40-28	MISC CONTRACT SERVICES	3,000	12,300	5,000	5,000
020-5415-435.40-29	OTHER EQUIPMENT REPAIR	5,500	5,500	6,000	6,000
020-5415-435.40-31	UNIFORM RENTAL/SERVICES	1,500	1,500	1,700	1,700
020-5415-435.40-32	EQUIPMENT RENTAL	1,000	10,000	1,000	1,000
020-5415-435.40-50	RADIO MAINTENANCE-OUTSIDE	500	500	500	500
020-5415-435.40-55	MAINTENANCE SERVICES	48,300	48,300	63,300	63,300
	<b>PROPERTY SERVICES</b>	<b>64,400</b>	<b>83,800</b>	<b>83,100</b>	<b>83,100</b>
020-5415-435.50-03	TRAVEL & EXPENSES	300	300	1,000	1,000
020-5415-435.50-22	TELEPHONE	3,300	3,300	3,300	3,300
020-5415-435.50-23	OTHER UTILITIES	1,700	1,700	1,700	1,700
020-5415-435.50-24	UTILITIES (ONG)	8,000	24,000	8,000	8,000
020-5415-435.50-25	UTILITIES (PSO)	150,000	170,000	180,000	180,000
020-5415-435.50-84	PILOT	840,300	840,300	827,200	827,200
020-5415-435.50-85	OVERHEAD FEE	128,800	128,800	129,000	129,000
	<b>OTHER SERVICES</b>	<b>1,132,400</b>	<b>1,168,400</b>	<b>1,150,200</b>	<b>1,150,200</b>
	<b>OTHER SERVICES &amp; CHARGES</b>	<b>1,215,300</b>	<b>1,270,900</b>	<b>1,239,800</b>	<b>1,239,800</b>

**CITY OF BROKEN ARROW  
BROKEN ARROW MUNICIPAL AUTHORITY  
UTILITIES DEPARTMENT  
Sewer R & C Division**

ACCOUNT NUMBER	ACCOUNT DESCRIPTION	FISCAL YEAR	FISCAL YEAR	FISCAL YEAR	FISCAL YEAR
		2016	2016	2017	2018
		BUDGET	ESTIMATED ACTUAL	BUDGET	FINANCIAL PLAN
020-5415-435.60-10	UNIFORMS	2,300	4,000	3,600	3,600
020-5415-435.60-19	TIRES & TUBES	2,000	2,000	2,000	2,000
020-5415-435.60-20	VEHICLE REPAIR PARTS	11,100	11,000	11,100	11,100
020-5415-435.60-21	FUEL & LUBRICANTS	24,000	15,000	24,000	24,000
020-5415-435.60-23	MATERIAL & SUPPLIES	4,000	7,300	8,000	8,000
020-5415-435.60-24	OTHER EQUIPMENT	5,600	5,600	16,000	16,000
020-5415-435.60-27	CONCRETE & AGGREGATE	3,000	50,000	50,000	50,000
020-5415-435.60-31	OTHER EQUIP PARTS/MAINT	0	0	1,000	1,000
020-5415-435.60-34	CHEMICAL & LAB SUPPLIES	1,000	500	1,000	1,000
020-5415-435.60-40	WTR/SEWER MAIN REPAIR PTS	14,000	80,000	60,000	60,000
020-5415-435.60-41	SUPPLIES/ PUMP & LIFT STA	15,000	15,000	15,000	15,000
020-5415-435.60-50	RADIO MAINTENANCE	400	400	400	400
020-5415-435.60-80	ASPHALT & AGGREGATE	1,500	50,000	2,000	2,000
	MATERIAL & SUPPLIES	<u>83,900</u>	<u>240,800</u>	<u>194,100</u>	<u>194,100</u>
020-5415-435.70-02	MOTOR VEHICLES	326,000	326,000	0	0
020-5415-435.70-04	OTHER EQUIPMENT	48,700	48,700	15,000	0
020-5415-435.70-08	EASEMENTS & R-O-W	0	14,200	0	0
020-5415-435.70-15	CONSTRUCTION	0	41,300	0	0
020-5415-435.70-16	ENGINEERING	91,700	270,000	0	0
020-5415-435.70-18	COMMUNICATION EQUIPMENT	5,000	0	0	0
020-5415-435.70-19	OFFICE EQUIPMENT	0	0	10,000	0
	CAPITAL OUTLAY	<u>471,400</u>	<u>700,200</u>	<u>25,000</u>	<u>0</u>
	SEWER R & C	<u>3,082,100</u>	<u>2,934,300</u>	<u>2,203,400</u>	<u>2,186,100</u>
	UTILITIES	<u>20,444,300</u>	<u>21,449,200</u>	<u>18,590,600</u>	<u>17,336,600</u>

**BROKEN ARROW MUNICIPAL AUTHORITY  
DEPARTMENTAL CAPITAL OUTLAY  
FISCAL YEARS 2017 & 2018**

	PROJECT NUMBER	FISCAL YEAR	
		2017	2018
<b>CITYWIDE PROJECTS:</b>			
<b>GENERAL GOVERNMENT</b>			
<b>OFFICE EQUIPMENT:</b>			
PC, LAPTOP, PRINTER REPLACEMENTS		9,000	9,000
PC, LAPTOP, PRINTER PURCHASES NEW		8,500	8,500
<b>TOTAL OFFICE EQUIPMENT</b>		<b>17,500</b>	<b>17,500</b>
<b>TOTAL CITYWIDE PROJECTS</b>		<b>17,500</b>	<b>17,500</b>
<b>GENERAL SERVICES:</b>			
<b>OPERATIONS (5100):</b>			
<b>MOTOR VEHICLES</b>			
REPLACEMENT PICKUP		28,000	0
<b>TOTAL MOTOR VEHICLES</b>		<b>28,000</b>	<b>0</b>
<b>OTHER EQUIPMENT</b>			
STARK INTERNAL OFFICES HVAC		22,500	14,000
AIR CONDITIONER - PURCHASING OFFICE		15,000	0
<b>TOTAL OTHER EQUIPMENT</b>		<b>37,500</b>	<b>14,000</b>
<b>CONSTRUCTION:</b>			
STARK BUILDING INSULATION	165104	80,000	0
IMPROVEMENT WATER RUNOFF (DEQ)	165105	75,000	75,000
MAINTENANCE CENTER PARKING LOT REPAIRS	165106	10,000	10,000
STORMWATER LINE ACROSS DETROIT		25,000	0
PAINT STARK BUILDING		10,000	0
<b>TOTAL CONSTRUCTION</b>		<b>200,000</b>	<b>85,000</b>
<b>MISCELLANEOUS CAPITAL OUTLAY:</b>			
AWNINGS FOR STARK BLDG		5,000	0
<b>TOTAL MISCELLANEOUS OUTLAY</b>		<b>5,000</b>	<b>0</b>
<b>TOTAL OPERATIONS</b>		<b>270,500</b>	<b>99,000</b>
<b>FLEET MAINTENANCE (5120):</b>			
<b>MOTOR VEHICLES</b>			
FLEET MAINT - REPLACE 1/2 TON PICKUP POOL UNITS		25,000	25,000
REPLACE SHOP TRUCK WITH LARGER UNIT		0	32,000
<b>TOTAL MOTOR VEHICLES</b>		<b>25,000</b>	<b>57,000</b>
<b>OTHER EQUIPMENT:</b>			
REPLACEMENT TIRE BALANCER		18,000	0
SMALL SCISSOR LIFT FOR SHOP		15,000	0
R1234YF REFRIDGERANT RECOVERY MACHINE		8,000	0
REPLACEMENT WELDER		0	14,500
REPLACEMENT PARTS WASHER		0	8,500
<b>TOTAL OTHER EQUIPMENT</b>		<b>41,000</b>	<b>23,000</b>
<b>TOTAL FLEET MAINTENANCE</b>		<b>66,000</b>	<b>80,000</b>



**BROKEN ARROW MUNICIPAL AUTHORITY  
DEPARTMENTAL CAPITAL OUTLAY  
FISCAL YEARS 2017 & 2018**

	PROJECT NUMBER	FISCAL YEAR	
		2017	2018
<b>GENERAL SERVICES (Continued):</b>			
<b>SANITATION (S125):</b>			
<b>MOTOR VEHICLE:</b>			
REFUSE TRUCKS (2 IN FY 2017, 1 IN FY 2018)		381,000	190,500
BULK TRASH LOADER		230,000	0
<b>TOTAL MOTOR VEHICLE</b>		<b>611,000</b>	<b>190,500</b>
<b>MISCELLANEOUS CAPITAL OUTLAY:</b>			
RECYCLING PILOT PROJECT	165114	125,000	0
REFUSE COST OF SERICE/RECYCLING ANALYSIS	165115	200,000	0
<b>TOTAL MISCELLANEOUS OUTLAY</b>		<b>325,000</b>	<b>0</b>
<b>COMMUNICATION EQUIPMENT</b>			
ROUTE SOFTWARE		85,000	0
<b>TOTAL COMMUNICATION EQUIPMENT</b>		<b>85,000</b>	<b>0</b>
<b>TOTAL SANITATION</b>		<b>1,021,000</b>	<b>190,500</b>
<b>LOGISTICS (5130):</b>			
<b>MOTOR VEHICLE:</b>			
REPLACEMENT PICKUP		28,000	0
<b>TOTAL MOTOR VEHICLE</b>		<b>28,000</b>	<b>0</b>
<b>TOTAL LOGISTICS</b>		<b>28,000</b>	<b>0</b>
<b>TOTAL GENERAL SERVICES</b>		<b>1,385,500</b>	<b>369,500</b>
<b>CONSTRUCTION/ENGINEERING:</b>			
<b>CONSTRUCTION (5200):</b>			
<b>OTHER EQUIPMENT</b>			
SEWER LINE REMOTE CONTROLLED INSPECTION		15,000	0
<b>TOTAL OTHER EQUIPMENT</b>		<b>15,000</b>	<b>0</b>
<b>CONSTRUCTION</b>			
GEOTECHNICAL/MATERIALS TESTING SERVICES		10,000	0
<b>TOTAL CONSTRUCTION</b>		<b>10,000</b>	<b>0</b>
<b>MISCELLANEOUS CAPITAL OUTLAY:</b>			
OFFICE BUILD OUT	165202	15,000	0
<b>TOTAL MISCELLANEOUS OUTLAY</b>		<b>15,000</b>	<b>0</b>
<b>TOTAL CONSTRUCTION</b>		<b>40,000</b>	<b>0</b>
<b>ENGINEERING (5205)</b>			
<b>ENGINEERING</b>			
ENGINEERING PROJECTS - BAMA & CITY TBD		100,000	100,000
<b>TOTAL ENGINEERING</b>		<b>100,000</b>	<b>100,000</b>
<b>OFFICE EQUIPMENT</b>			
OFFICE BUILDOUT/RECONFIGERATION	165205	30,000	0
COMPUTER AND OFFICE FURNISHINGS	165206	5,000	0
<b>TOTAL OFFICE EQUIPMENT</b>		<b>35,000</b>	<b>0</b>
<b>TOTAL ENGINEERING</b>		<b>135,000</b>	<b>100,000</b>

**BROKEN ARROW MUNICIPAL AUTHORITY  
DEPARTMENTAL CAPITAL OUTLAY  
FISCAL YEARS 2017 & 2018**

	PROJECT NUMBER	FISCAL YEAR	
		2017	2018
<b>CONSTRUCTION/ENGINEERING (Continued):</b>			
<b>STORMWATER (5210)</b>			
<b>OFFICE EQUIPMENT</b>			
OFFICE BUILDOUT/RECONFIGURATION		10,000	0
COMPUTER AND OFFICE FURNISHINGS		5,000	0
<b>TOTAL OFFICE EQUIPMENT</b>		<b>15,000</b>	<b>0</b>
<b>TOTAL ENGINEERING/CONSTRUCTION</b>		<b>190,000</b>	<b>100,000</b>
<b>STORMWATER (5305):</b>			
<b>MOTOR VEHICLE:</b>			
(2) 25,500 GVW TRUCK W/ UTILITY BED		170,000	0
(3) 3/4 TON 4-WHEEL DRIVE PICKUPS		90,000	0
STREET SWEEPER		0	310,000
DUMP TRUCKS		0	120,000
25,500 GVW TRUCK W/ UTILITY BED		0	90,000
(1) 3/4 TON 4-WHEEL DRIVE PICKUP		0	35,000
<b>TOTAL MOTOR VEHICLE</b>		<b>260,000</b>	<b>555,000</b>
<b>MACHINERY</b>			
EXCAVATOR ZERO TURN	165302	193,000	0
TRACTOR W/SIDE MOWING BOOM		150,000	0
FORESTRY POSI TRAC LOADER W/ RUBBER TRACKS		90,000	0
MINI EXCAVATOR		75,000	0
TRENCH ROLLER 32" WIDE		32,000	0
ZTM 6' DECK		16,000	0
<b>TOTAL MACHINERY</b>		<b>556,000</b>	<b>0</b>
<b>OTHER EQUIPMENT</b>			
STORM DRAIN CAMERA W/VAN	165303	200,000	
TREE/BRUSH MOWER		30,000	
ALUMINUM CONCRETE FORMS		20,000	
TWO (2) HEAVY DUTY 8' UTILITY TRAILERS		10,000	
18000 LB. TRAILER		10,000	
RUBBER TRACKS FOR MINI EXCAVATOR		6,800	6,800
<b>TOTAL OTHER EQUIPMENT</b>		<b>276,800</b>	<b>6,800</b>
<b>CONSTRUCTION:</b>			
VARIOUS BRIDGE AND DRAINAGE PROJECTS TO BE DETERMINED		400,000	300,000
WASH BAY FOR SWEEPERS		25,000	
CONSTRUCT CROSSING AT TRAINING CENTER		25,000	
4 BAY HEATED STORAGE BUILDING		250,000	
<b>TOTAL CONSTRUCTION</b>		<b>700,000</b>	<b>300,000</b>
<b>MISCELLANEOUS CAPITAL OUTLAY:</b>			
WINDSTREAM PROPERTY		47,100	47,100
<b>TOTAL MISCELLANEOUS OUTLAY</b>		<b>47,100</b>	<b>47,100</b>

**BROKEN ARROW MUNICIPAL AUTHORITY  
DEPARTMENTAL CAPITAL OUTLAY  
FISCAL YEARS 2017 & 2018**

	PROJECT NUMBER	FISCAL YEAR	
		2017	2018
<b>STORMWATER (Continued):</b>			
<b>COMMUNICATION EQUIPMENT</b>			
HAND HELD RADIOS (3)		18,000	18,000
TRUCK RADIO		12,000	6,000
<b>TOTAL COMMUNICATION EQUIPMENT</b>		<b>30,000</b>	<b>24,000</b>
<b>OFFICE EQUIPMENT</b>			
OUTFITTING OF NEW OFFICE SPACE	165309	41,000	0
<b>TOTAL OFFICE EQUIPMENT</b>		<b>41,000</b>	<b>0</b>
<b>TOTAL STORMWATER</b>		<b>1,910,900</b>	<b>932,900</b>
<b>UTILITIES</b>			
<b>WATER R &amp; C (5400)</b>			
<b>MOTOR VEHICLES</b>			
TRANSPORT TRUCK AND TRAILER		250,000	
<b>TOTAL MOTOR VEHICLES</b>		<b>250,000</b>	<b>0</b>
<b>MACHINERY</b>			
POSI TRACK W/ATTACHMENTS		88,500	
MINI EXCAVATOR REPLACE 0772		46,000	
PORTABLE LIGHT TOWER		10,000	
HYDDRAULIC POWER UNIT REPLACE 233		24,000	
<b>TOTAL MACHINERY</b>		<b>168,500</b>	<b>0</b>
<b>OTHER EQUIPMENT</b>			
FISHER LINE LOCATOR		6,000	
6" SHOOR SHIELD		15,000	
TAPMAATE TAPPING MACHINNE		12,000	
MUELLEER D-5 TAP MACHINE		4,000	
<b>TOTAL OTHER EQUIPMENT</b>		<b>37,000</b>	<b>0</b>
<b>CONSTRUCTION</b>			
WATERLINE - TUCSON FROM 15TH TO 23RD	WL1603	90,000	0
WATERLINE - 131ST FROM S GARDENIA PL TO OLIVE	WL1604	90,000	0
WATERLINE - WASHINGTON ST. TO DATE TO 1800 S MAIN	WL1606	50,000	0
<b>TOTAL CONSTRUCTION</b>		<b>230,000</b>	<b>0</b>
<b>COMMUNICATION EQUIPMENT</b>			
RADIO FOR NEW TRUCK		5,000	0
<b>TOTAL COMMUNICATION EQUIPMENT</b>		<b>5,000</b>	<b>0</b>
<b>OFFICE EQUIPMENT</b>			
LAPTOUGH BOOKS (2)		10,000	0
<b>TOTAL OFFICE EQUIPMENT</b>		<b>10,000</b>	<b>0</b>
<b>TOTAL WATER R &amp; C</b>		<b>700,500</b>	<b>0</b>

**BROKEN ARROW MUNICIPAL AUTHORITY  
DEPARTMENTAL CAPITAL OUTLAY  
FISCAL YEARS 2017 & 2018**

	PROJECT NUMBER	FISCAL YEAR	
		2017	2018
<b>UTILITIES (CONTINUED):</b>			
<b>WATER PLANT (5405)</b>			
<b>MOTOR VEHICLES</b>			
3/4 TON 4 X 4 PICKUP WITH PIPE RACK		35,000	0
<b>TOTAL MOTOR VEHICLES</b>		<b>35,000</b>	<b>0</b>
<b>MACHINERY</b>			
SCISSOR LIFT		15,000	0
REPLACEMENT MOWER		15,000	0
<b>TOTAL MACHINERY</b>		<b>30,000</b>	<b>0</b>
<b>OTHER EQUIPMENT</b>			
PUMP & HOSES		60,000	0
<b>TOTAL OTHER EQUIPMENT</b>		<b>60,000</b>	<b>0</b>
<b>CONSTRUCTION</b>			
SHOP BUILDING		300,000	0
<b>TOTAL CONSTRUCTION</b>		<b>300,000</b>	<b>0</b>
<b>OFFICE EQUIPMENT</b>			
COMPUTERS /SOFTWARE (2)		3,000	0
<b>TOTAL OFFICE EQUIPMENT</b>		<b>3,000</b>	<b>0</b>
<b>TOTAL WATER PLANT (5405)</b>		<b>428,000</b>	<b>0</b>
<b>METER READERS (5406):</b>			
<b>MOTOR VEHICLES</b>			
PICKUP TRUCKS (2)		28,000	0
<b>TOTAL MOTOR VEHICLES</b>		<b>28,000</b>	<b>0</b>
<b>OTHER EQUIPMENT</b>			
AUTOMATIC METER READING EQUIPMENT (LOAN)		2,000,000	2,000,000
<b>TOTAL OTHER EQUIPMENT</b>		<b>2,000,000</b>	<b>2,000,000</b>
<b>TOTAL METER READERS</b>		<b>2,028,000</b>	<b>2,000,000</b>
<b>WASTEWATER TREATMENT PLANT (5410)</b>			
<b>MOTOR VEHICLES</b>			
3/4 TON TRUCK REPLACE 0104		55,000	
1/2 TON W/UTILITY BED REPLACE 0239		36,000	
1/2 TON REPLACE 0352		26,000	
REPLACE TRUCK 0602		100,000	
<b>TOTAL MOTOR VEHICLES</b>		<b>217,000</b>	<b>0</b>
<b>OTHER EQUIPMENT</b>			
VFD'S FOR GREENS AND OLD ADAMS CREEK LIFT STATIONS		35,000	0
2 PUMPS EACH FOR GREENS AND INDIAN SPRINGS LIFT STATION		34,000	0
<b>TOTAL OTHER EQUIPMENT</b>		<b>69,000</b>	<b>0</b>
<b>TOTAL WASTEWATER TREATMENT PLANT</b>		<b>286,000</b>	<b>0</b>

**BROKEN ARROW MUNICIPAL AUTHORITY  
DEPARTMENTAL CAPITAL OUTLAY  
FISCAL YEARS 2017 & 2018**

	PROJECT NUMBER	FISCAL YEAR	
		2017	2018
<b>SEWER R &amp; C (5415)</b>			
<b>OTHER EQUIPMENT</b>			
SAFETY EQUIPMENT TRIPOD/HARNESS/WINCH		9,000	
GAS DETECTOR (2)		6,000	
<b>TOTAL OTHER EQUIPMENT</b>		<b>15,000</b>	<b>0</b>
<b>OFFICE EQUIPMENT</b>			
2 LAP TOPS		10,000	0
<b>TOTAL OFFICE EQUIPMENT</b>		<b>10,000</b>	<b>0</b>
<b>TOTAL SEWER R &amp; C (5415)</b>		<b>25,000</b>	<b>0</b>
<b>TOTAL UTILITIES</b>		<b>3,467,500</b>	<b>2,000,000</b>
<b>TOTAL BAMA CAPITAL OUTLAY</b>		<b>6,971,400</b>	<b>3,419,900</b>

**CITY OF BROKEN ARROW**

**OTHER FUNDS**

**FY2017 BUDGET**

**FY2018 FINANCIAL PLAN**

**CITY OF BROKEN ARROW**  
**FISCAL YEARS 2017 BUDGET & 2018 FINANCIAL PLAN**  
**EXCESS CAPACITY SEWER ESCROW**  
**FUND 25**

**Description:**

A Special Revenue Fund which accounts for monies received from the development and construction industries. These funds are used to construct excess capacity sewer lines.

DESCRIPTION	ACTUAL F/Y 2015	BUDGET F/Y 2016	ESTIMATED ACTUAL F/Y 2016	BUDGET F/Y 2017	FINANCIAL PLAN F/Y 2018
<b>REVENUES :</b>					
Charges for Services					
Excess Capacity Fees	85,477	100,000	192,000	200,000	200,000
Interest	261	200	400	400	400
<b>TOTAL REVENUES</b>	<b>85,738</b>	<b>100,200</b>	<b>192,400</b>	<b>200,400</b>	<b>200,400</b>
<b>BEGINNING FUND BALANCE -</b>					
Reserved for Capital Projects	332,930	418,668	418,668	611,068	711,468
<b>TOTAL SOURCES</b>	<b>418,668</b>	<b>518,868</b>	<b>611,068</b>	<b>811,468</b>	<b>911,868</b>
<b>EXPENDITURES -</b>					
Capital Projects	0	100,000	0	100,000	100,000
<b>TOTAL EXPENDITURES</b>	<b>0</b>	<b>100,000</b>	<b>0</b>	<b>100,000</b>	<b>100,000</b>
<b>ENDING FUND BALANCE -</b>					
Reserved for Capital Projects	418,668	418,868	611,068	711,468	811,868
<b>ENDING FUND BALANCE</b>	<b>418,668</b>	<b>418,868</b>	<b>611,068</b>	<b>711,468</b>	<b>811,868</b>

**CITY OF BROKEN ARROW  
FISCAL YEARS 2017 BUDGET & 2018 FINANCIAL PLAN  
CAPITAL OUTLAY  
EXCESS CAPACITY SEWER ESCROW  
FUND 25**

	FISCAL YEAR	
	2017	2018
<b>CAPITAL OUTLAY:</b>		
PROJECT TO BE DETERMINED	100,000	100,000
<b>TOTAL CAPITAL OUTLAY</b>	<u>100,000</u>	<u>100,000</u>



**CITY OF BROKEN ARROW**  
**FISCAL YEARS 2017 BUDGET & 2018 FINANCIAL PLAN**  
**STORMWATER CAPITAL**  
**FUND 26**

**Description:**

A Special Revenue Fund to account for funds received in lieu of building a detention facility. These funds will be used for future or ongoing stormwater improvements and regional detention projects.

DESCRIPTION	ACTUAL F/Y 2015	BUDGET F/Y 2016	ESTIMATED ACTUAL F/Y 2016	BUDGET F/Y 2017	FINANCIAL PLAN F/Y 2018
<b>REVENUES :</b>					
Charges for Services					
Development Fees	339,983	250,000	255,000	250,000	250,000
Interest	263	200	500	500	500
<b>TOTAL REVENUES</b>	<b>340,246</b>	<b>250,200</b>	<b>255,500</b>	<b>250,500</b>	<b>250,500</b>
<b>BEGINNING FUND BALANCE -</b>					
Reserved for Capital Projects	<b>589,802</b>	<b>813,320</b>	<b>813,320</b>	<b>944,120</b>	<b>1,044,920</b>
<b>TOTAL SOURCES</b>	<b>930,048</b>	<b>1,063,520</b>	<b>1,068,820</b>	<b>1,194,620</b>	<b>1,295,420</b>
<b>EXPENDITURES -</b>					
Capital Outlay	116,728	124,700	124,700	149,700	125,000
<b>TOTAL EXPENDITURES</b>	<b>116,728</b>	<b>124,700</b>	<b>124,700</b>	<b>149,700</b>	<b>125,000</b>
<b>ENDING FUND BALANCE -</b>					
Reserved for Capital Projects	813,320	938,820	944,120	1,044,920	1,170,420
<b>ENDING FUND BALANCE</b>	<b>813,320</b>	<b>938,820</b>	<b>944,120</b>	<b>1,044,920</b>	<b>1,170,420</b>

**CITY OF BROKEN ARROW**  
**FISCAL YEARS 2017 BUDGET & 2018 FINANCIAL PLAN**  
**CAPITAL OUTLAY**  
**STORMWATER CAPITAL**  
**FUND 26**

	PROJECT NUMBER	FISCAL YEAR	
		2017	2018
<b>CAPITAL OUTLAY:</b>			
EROSION CONTROL BASS PRO POND (SW1501)	SW1501	24,700	
BASS PRO MAINTENANCE AGREEMENT		25,000	25,000
PROJECT TO BE DETERMINED		100,000	100,000
<b>TOTAL CAPITAL OUTLAY</b>		<b>149,700</b>	<b>125,000</b>

**CITY OF BROKEN ARROW**  
**FISCAL YEARS 2017 BUDGET & 2018 FINANCIAL PLAN**  
**CONVENTION & VISITORS BUREAU**  
**FUND 27**

**Description:**

A Special Revenue Fund which accounts for a four (4%) percent tax on hotel/motel room rentals. These funds are to be used to encourage, promote and foster, leisure, culture and tourism in Broken Arrow and is administered by the Convention & Visitors Bureau.

DESCRIPTION	ACTUAL F/Y 2015	BUDGET F/Y 2016	ESTIMATED ACTUAL F/Y 2016	BUDGET F/Y 2017	FINANCIAL PLAN F/Y 2018
<b>REVENUE -</b>					
Taxes	509,298	534,200	518,700	534,200	550,200
Interest	274	200	200	200	200
<b>TOTAL REVENUES</b>	<b>509,572</b>	<b>534,400</b>	<b>518,900</b>	<b>534,400</b>	<b>550,400</b>
<b>BEGINNING FUND BALANCE</b>	<b>971,763</b>	<b>593,927</b>	<b>593,927</b>	<b>564,927</b>	<b>486,327</b>
<b>TOTAL SOURCES</b>	<b>1,481,335</b>	<b>1,128,327</b>	<b>1,112,827</b>	<b>1,099,327</b>	<b>1,036,727</b>
<b>EXPENDITURES -</b>					
Other Services and Charges	326,574	308,400	303,700	326,200	327,500
Materials and Supplies	4,977	6,000	3,500	5,500	5,800
Capital Outlay	10,857	15,000	10,700	11,300	12,000
<b>TOTAL EXPENDITURES</b>	<b>342,408</b>	<b>329,400</b>	<b>317,900</b>	<b>343,000</b>	<b>345,300</b>
<b>OTHER FINANCING USES -</b>					
Transfers Out	545,000	230,000	230,000	270,000	270,000
<b>ENDING FUND BALANCE</b>	<b>593,927</b>	<b>568,927</b>	<b>564,927</b>	<b>486,327</b>	<b>421,427</b>

**CITY OF BROKEN ARROW**  
**FISCAL YEARS 2017 BUDGET & 2018 FINANCIAL PLAN**  
**SALES TAX CAPITAL IMPROVEMENT**  
**FUND 30**

**Description:**

A Special Revenue Fund which accounts for the proceeds of a one-half cent sales tax restricted in use for capital improvements and debt service associated with capital improvements.

DESCRIPTION	ACTUAL F/Y 2015	BUDGET F/Y 2016	ESTIMATED ACTUAL F/Y 2016	BUDGET F/Y 2017	FINANCIAL PLAN F/Y 2018
<b>REVENUES:</b>					
Sales Tax	6,628,456	6,730,000	6,504,000	7,042,000	7,253,300
Intergovernmental	665,307	70,000	375,000	0	0
Interest	15,561	15,000	15,000	15,000	15,000
Miscellaneous	17,114	10,000	17,000	10,000	10,000
<b>TOTAL REVENUES:</b>	<b>7,326,438</b>	<b>6,825,000</b>	<b>6,911,000</b>	<b>7,067,000</b>	<b>7,278,300</b>
<b>OTHER FINANCING SOURCES</b>					
Transfers In	0	0	0	0	0
<b>TOTAL OTHER FINANCING SOURCES</b>	<b>0</b>	<b>0</b>	<b>0</b>	<b>0</b>	<b>0</b>
<b>TOTAL REVENUES AND OTHER FINANCING SOURCES</b>	<b>7,326,438</b>	<b>6,825,000</b>	<b>6,911,000</b>	<b>7,067,000</b>	<b>7,278,300</b>
<b>BEGINNING FUND BALANCE:</b>					
Reserved for Capital Projects	7,311,772	8,695,301	8,695,301	6,606,301	6,507,301
Reserved for Debt Service	900,000	900,000	900,000	900,000	900,000
<b>TOTAL FUND BALANCE</b>	<b>8,211,772</b>	<b>9,595,301</b>	<b>9,595,301</b>	<b>7,506,301</b>	<b>7,407,301</b>
<b>TOTAL AVAILABLE SOURCES</b>	<b>15,538,210</b>	<b>16,420,301</b>	<b>16,506,301</b>	<b>14,573,301</b>	<b>14,685,601</b>
<b>EXPENDITURES -</b>					
Capital Projects	4,674,234	7,828,500	7,200,000	5,316,000	4,218,500
Debt Service	1,268,675	1,850,000	1,800,000	1,850,000	1,850,000
<b>TOTAL EXPENDITURES</b>	<b>5,942,909</b>	<b>9,678,500</b>	<b>9,000,000</b>	<b>7,166,000</b>	<b>6,068,500</b>
<b>FUND BALANCE:</b>					
Reserved for Capital Projects	8,695,301	5,841,801	6,606,301	6,507,301	7,717,101
Reserved for Debt Service	900,000	900,000	900,000	900,000	900,000
<b>ENDING FUND BALANCE</b>	<b>9,595,301</b>	<b>6,741,801</b>	<b>7,506,301</b>	<b>7,407,301</b>	<b>8,617,101</b>

**CITY OF BROKEN ARROW**  
**FISCAL YEARS 2017 BUDGET & 2018 FINANCIAL PLAN**  
**CAPITAL OUTLAY**  
**SALES TAX CAPITAL IMPROVEMENT**  
**FUND 30**

	PROJECT NUMBER	FISCAL YEAR	
		2017	2018
<b>CITY MANAGER</b>			
VIDEO SCHEDULING SYSTEM		40,000	0
CITY MANAGER OFFICE FURNITURE SUITE		6,500	0
CM OFFICE LOBBY/MEDIA FURNITURE		5,300	0
MAIN RECEPTION RECEPTION FURNITURE		3,000	0
LIGHT KIT		1,800	0
LECTURN		1,500	0
PORTABLE VIDEO RECORDING SYSTEM		0	30,000
<b>TOTAL CITY MANAGER</b>		<b>58,100</b>	<b>30,000</b>
<b>GENERAL GOVERNMENT CITYWIDE INFORMATION SYSTEMS/HUMAN RESOURCES:</b>			
WATER PLANT P25 PHASE 2 SITE AND RADIOS		300,000	0
FIBER PROJECTS		185,000	150,000
POINT TO POINT HIGH SPEED WIRELESS		140,000	140,000
REPLACE CISCO PHONES		82,700	0
NETWORK UPGRADES HARD/SOFT		75,000	75,000
RAPID7		70,000	0
PC/LAPTOP REPLACEMENTS		60,000	60,000
COMMUNICATIONS EQUIPMENT		50,000	0
PUBLIC WIFI		45,000	45,000
SERVER REPLACEMENTS		35,000	25,000
REPLACEMENT VEHICLE FOR UNIT# 0339		32,700	0
UPGRADE BACKUP STORAGE		30,000	0
NEW VAN		25,000	0
NEW VIDEO SERVER AND STORAGE		23,000	0
WIRELESS LAN CONTROLLER		20,000	0
DELL MD 1400 STORAGE EXPANSION FOR CBA-PSCVIDEO (POLICE)		17,000	0
DELL MD 1400 STORAGE EXPANSION FOR PDVCS1 (CITYWIDE)		17,000	0
SELECTRON IVR		8,000	0
BRANDFX WORK POD INSERT FOR PICKUP		7,300	0
DESK, CHAIRS, CREDENZA		5,000	0
BUCKET TRUCK		0	130,000
COMMUNICATIONS TRAILER		0	100,000
SAN ADDITION P5C		0	67,500
COMMUNICATIONS EQUIPMENT		0	50,000
P5C ADDITIONAL CLUSTER SERVER		0	20,000
<b>TOTAL INFORMATION SERVICES (CITYWIDE)</b>		<b>1,227,700</b>	<b>862,500</b>

**CITY OF BROKEN ARROW  
 FISCAL YEARS 2017 BUDGET & 2018 FINANCIAL PLAN  
 CAPITAL OUTLAY  
 SALES TAX CAPITAL IMPROVEMENT  
 FUND 30**

	PROJECT NUMBER	FISCAL YEAR	
		2017	2018
<b>HUMAN RESOURCES</b>			
HUMAN RESOURCES			
ROTARY FILE SYSTEM		0	5,400
<b>TOTAL HUMAN RESOURCES</b>		<b>0</b>	<b>5,400</b>
<b>DEVELOPMENT SERVICES</b>			
ONE STOP CENTER			
CONFERENCE ROOM AUDIO/VIDEO UPGRADE		30,000	0
OFFICE REMODEL		19,800	0
DIGITAL PLAN REVIEW SOFTWARE		0	75,000
<b>PLAN DEVELOPMENT DIVISION</b>			
COMPREHENSIVE PLAN UPDATE	161404	150,000	175,000
<b>INSPECTION DIVISION</b>			
1/2 TON SHORT BED CREW CAB 4WD PICKUP WITH SIDE STEPS		26,000	0
1/2 TON SHORT BED CREW CAB 4WD PICKUP WITH SIDE STEPS		26,000	0
1/2 TON SHORT BED CREW CAB 4WD PICKUP WITH SIDE STEPS		0	26,000
1/2 TON SHORT BED EXTENDED CAB 4WD PICKUP WITH SIDE STEPS		0	26,000
<b>TOTAL DEVELOPMENT SERVICES</b>		<b>251,800</b>	<b>302,000</b>
<b>CITY/COURT CLERKS</b>			
FILE CABINET, FIRE / IMPACT / WATER PROTECT, LGL SZ		0	2,600
<b>TOTAL CITY/COURT CLERK</b>		<b>0</b>	<b>2,600</b>

**CITY OF BROKEN ARROW**  
**FISCAL YEARS 2017 BUDGET & 2018 FINANCIAL PLAN**  
**CAPITAL OUTLAY**  
**SALES TAX CAPITAL IMPROVEMENT**  
**FUND 30**

	PROJECT NUMBER	FISCAL YEAR	
		2017	2018
<b>POLICE</b>			
VEHICLES 12		480,000	480,000
RANGE BUILDING		100,000	0
TRAINING CENTER REMEDOL		30,000	0
EMPLOYEE LOCKERS		29,500	0
REPLACEMENT TACTICAL VESTS - 3		15,000	0
DISHWASHER, SINK, COUNTERTOP		8,500	0
HORSE TRAILER - ANIMAL CONTROL		6,500	0
PATROL SHIELDS -3		6,000	0
BALLISTIC SHIELDS		2,500	2,500
PUBLIC SAFETY COMPLEX SIGN		2,000	0
RADARS		0	54,000
DIGINAL HD DATA STORAGE UPGRADE		0	50,000
TASERS X-s's		0	36,000
SOT TACTICAL VESTS - 13		0	25,200
SECURITY CAMERAS - TRAINING CENTER		0	20,000
OFFICE FURNITURE		0	20,000
BUILDING ELECTRONICS		0	20,000
EMPLOYEE FITNESS EQUIPMENT		0	10,000
TRANSPORT EQUIPMENT - ANIMAL CONTROL		0	6,000
<b>TOTAL POLICE</b>		<b>680,000</b>	<b>723,700</b>
<b>FIRE:</b>			
PHASE 2 APPARATUS COMPUTERS		92,000	0
BUNKER GEAR		68,000	68,000
STATION 5 PAVEMENT		40,000	0
TRAINING CENTER UPDATES		35,000	0
STATION 2 FOUNDATION		25,000	0
FIRE STATION @1 ROOF REPAIR		10,000	0
MOWER		7,500	0
STATION 4 FURNANCE (BAY HEATER)		4,000	0
QUINT		0	700,000
DEFIBRILLATOR		0	84,000
CAR FIRE PROP (TRAINING)		0	25,000
FIRE TRAY (TRAINING)		0	20,000
WATER RESCUE		0	15,000
DUMPSTER PROP (TRAINING)		0	10,000
REMOTE CONTROL (TRAINING)		0	4,500
<b>TOTAL FIRE</b>		<b>281,500</b>	<b>926,500</b>

**CITY OF BROKEN ARROW**  
**FISCAL YEARS 2017 BUDGET & 2018 FINANCIAL PLAN**  
**CAPITAL OUTLAY**  
**SALES TAX CAPITAL IMPROVEMENT**  
**FUND 30**

	PROJECT NUMBER	FISCAL YEAR	
		2017	2018
<b>GENERAL SERVICES</b>			
<b>SIGNALIZATION</b>			
SIGNAL FOR KENOSHA AND MIDWAY		250,000	7,000
SIGNAL REFURBISHMENT PLAN		90,000	90,000
STORM SIREN REPLACEMENT		50,000	50,000
SCHOOL ZONE COMMUNICATION REPLACEMENT		25,000	0
TRAFFIC SIGNAL UPS 5-EACH		19,000	0
SPARE 2070 SIGNAL CABINET		8,000	16,000
COMPLETE SOLAR SCHOOL ZONE -CONTINGENCY		7,000	40,000
BALLARDS FOR SIGNAL CABINETS		5,000	19,000
UPGRADE ONE SCHOOL ZONE		4,000	0
PLT UPGRADES		3,600	7,500
FYA UPGRADES		3,000	0
<b>TOTAL SIGNALIZATION</b>		<b>464,600</b>	<b>229,500</b>
<b>BUILDING MAINTENANCE</b>			
ADA PARKS		23,000	0
ADA JUSTICE CENTER/JAIL		1,000	0
<b>TOTAL BUILDING MAINTENANCE</b>		<b>24,000</b>	<b>0</b>
<b>TOTAL GENERAL SERVICES</b>		<b>488,600</b>	<b>229,500</b>



**CITY OF BROKEN ARROW  
FISCAL YEARS 2017 BUDGET & 2018 FINANCIAL PLAN  
CAPITAL OUTLAY  
SALES TAX CAPITAL IMPROVEMENT  
FUND 30**

STREET	PROJECT NUMBER	FISCAL YEAR	
		2017	2018
ADA UPGRADE REQUIREMENTS (ST1415)	ST1415	50,000	0
TWO (2) STORAGE SHEDS - SALT/SAND (135317)	135317	96,000	0
ONE (1) STORAGE SHED - SALT ONLY (145321)	145321	85,000	0
BRIDGES CONCRETE REPAIR (ST1406)	ST1406	75,000	0
COUNTY LINE BRIDGE 23RD - WASH/NO (ST1303)	ST1303	65,000	0
MOSQUITO SPRAYER (155321)	155321	20,000	0
STRIPING TRUCK (155322)	155322	20,000	0
ANNUAL OVERLAY FOR ASPHALT/CONCRETE STREETS		450,000	0
ANNUAL SIDEWALK CONSTRUCTION		50,000	50,000
DUMP TRUCKS		150,000	150,000
MINI EXCAVATOR E 55 SERIES		100,000	0
LOW BOY TRAILER		85,000	0
4WD TRACTOR W/ BUCKET & 6-WAY BOX BLADE		65,000	0
BOBCAT T590		60,000	0
WINDSTREAM PROPERTY		47,100	47,100
BUILDING FOR SALT BRINE EQUIPMENT		45,000	0
THREE (3) SANDERS		40,000	45,000
CONSTRUCTION OF SUPPORT RACK FOR SANDERS		40,000	35,000
1 TON WORK TRUCKS		35,000	35,000
THREE (3) SNOW PLOWS		30,000	0
SIGN MAKING SYSTEM		30,000	0
1/2 TON PICKUP		28,000	28,000
THREE (3) MOBILE RADIOS		18,000	18,000
COMPUTER/VIDEO EQUIPMENT		11,000	0
ONE (1) QUICK DISCONNECT FOR EXCAVATOR		7,500	0
CONEX BOX		5,000	0
PESTICIDE BOX		3,600	0
ELECTRICAL OUTLETS IN YARD		3,500	0
TWO (2) CREW CAB PICKUP TRUCKS		0	110,000
ONE (1) CREW CAB 4 X 4 DULLY FLATBED		0	55,000
<b>TOTAL STREET</b>		<b>1,714,700</b>	<b>573,100</b>

**CITY OF BROKEN ARROW**  
**FISCAL YEARS 2017 BUDGET & 2018 FINANCIAL PLAN**  
**CAPITAL OUTLAY**  
**SALES TAX CAPITAL IMPROVEMENT**  
**FUND 30**

	PROJECT NUMBER	FISCAL YEAR	
		2017	2018
<b>PARKS:</b>			
HVAC, MAIN PLACE PLAYHOUSE - 5 UNITS		90,000	0
1-TON TRUCK W/ REFUSE BODY		65,000	0
GIS		60,000	0
1-TON TRUCK CAB AND DUMP BODY		42,000	0
REPLACE BLEACHERS AT CENTRAL PARK COMMUNITY CENTER		40,000	0
SIDEWALK/PLAZA SWEEPER		35,000	0
ROOF, ARROWHEAD PARK OFFICE		24,000	0
REPLACE WINDOWS AT CENTRAL PARK COMMUNITY CENTER		21,000	0
PLAYGROUND PLASTIC COMPONENTS		20,000	0
HVAC, EVENTS PARK COOLING ONLY		16,000	0
VETERANS PARK AUTO IRRIGATION SYSTEM		15,000	0
REPLACE SENIOR CENTER CARPET		15,000	0
HVAC, MAIN PLACE SENIOR CENTER, FRONT HALL/KITCHEN		15,000	0
PAINT EXTERIOR OF MAIN PLACE		10,000	0
LIGHT UTILITY CART		8,000	0
REPLACE 15KVA TRANSFORMER, NIENHUIS FLAG FOOTBALL FIELDS		5,000	0
SENIOR CENTER NEW ELECTRIC SERVICE FOR KITCHEN		3,500	0
ID CARD PRINTER FOR NIENHUIS COMMUNITY CENTER		3,200	0
CEILING REPAIR AT MAIN PLACE		2,000	0
ASPEN CREEK PARK PROJECTS		0	120,000
RESURFACE AND CLEAN SWIMMING POOL SLIDES		0	80,000
WIDE AREA CONTOUR MOWER		0	80,000
SEILING PARK PROJECTS		0	57,600
1/2 TON PICKUP (2)		0	56,000
1-TON TRUCK W/FLAT BED		0	36,000
REPLACEMENT SMALL UTILITY TRACTOR		0	28,000
HVAC, MILITARY MUSEUM, NE		0	18,000
SURFACE SEAL WALKING TRAILS		0	15,000
VERMONT SYSTEMS UPGRADE (REC TRAC 3.1 CLOUD BASED)		0	15,000
REPLACE MAIN BASKETBALL GOALS (2) AT CENTRAL PARK GYM 1		0	14,000
URBANA PARK SIDEWALK TO PICNIC PAVILION		0	8,800
CHAIRS (80) AND TABLES (20) FOR COMMUNITY CENTERS		0	8,500
RECOAT WOOD GYM FLOORS AT COMMUNITY CENTERS		0	7,500
REPLACE TILE FLOORING AT NIENHUIS COMMUNITY CENTER		0	7,000
IPADS FOR POOLS AND COMMUNITY CENTERS		0	4,800
REPAIR NIENHUIS COMMUNITY CENTER ENTRY DAMAGE		0	4,000
WATER HEATER, PLAYHOUSE		0	3,000
<b>TOTAL PARKS</b>		<b>489,700</b>	<b>563,200</b>

**CITY OF BROKEN ARROW**  
**FISCAL YEARS 2017 BUDGET & 2018 FINANCIAL PLAN**  
**CAPITAL OUTLAY**  
**SALES TAX CAPITAL IMPROVEMENT**  
**FUND 30**

	PROJECT NUMBER	FISCAL YEAR	
		2017	2018
<b>DEPARTMENTAL (Concluded)</b>			
<b>BATTLE CREEK</b>			
Utility Vehicle (new)		30,000	0
Utility Tractor 4WD (new)		32,000	0
Reel Replacement (new)		15,000	0
Topdresser (new)		15,000	0
Cart Path Repairs		9,000	0
Exterior Walls		8,000	0
Grill Tables / Chairs		5,000	0
Retile Front Entry		7,000	0
Range Ball Washer		2,900	0
<b>TOTAL BATTLE CREEK</b>		<b>123,900</b>	<b>0</b>
<b>TOTAL PARKS</b>		<b>613,600</b>	<b>563,200</b>
<b>TOTAL SALES TAX CAPITAL IMPROVEMENT</b>		<b>5,316,000</b>	<b>4,218,500</b>

**CITY OF BROKEN ARROW**  
**FISCAL YEARS 2017 BUDGET & 2018 FINANCIAL PLAN**  
**POLICE ENHANCEMENT**  
**FUND 31**

**Description:**

A Special Revenue Fund which accounts for moneys received from Federal, State and Local Law Enforcement Agencies related to forfeitures from drug enforcement. These funds are limited in use for Police Department and/or drug enforcement activities depending upon the source of funds.

DESCRIPTION	ACTUAL F/Y 2015	BUDGET F/Y 2016	ESTIMATED ACTUAL F/Y 2016	BUDGET F/Y 2017	FINANCIAL PLAN F/Y 2018
<b>REVENUES:</b>					
Intergovernmental					
Federal Forfeitures	37,654	84,000	75,500	114,000	114,000
Other Forfeitures	27,067	27,100	18,100	27,400	27,400
Interest	264	200	200	200	200
<b>TOTAL REVENUES</b>	<b>64,985</b>	<b>111,300</b>	<b>93,800</b>	<b>141,600</b>	<b>141,600</b>
<b>BEGINNING FUND BALANCE</b>	<b>37,260</b>	<b>41,530</b>	<b>41,530</b>	<b>41,730</b>	<b>41,930</b>
<b>TOTAL SOURCES</b>	<b>102,245</b>	<b>152,830</b>	<b>135,330</b>	<b>183,330</b>	<b>183,530</b>
<b>EXPENDITURES -</b>					
Other Services and Charges					
Other Services and Charges - Federal	2,250	24,000	15,500	74,000	74,000
Other Services and Charges - Other	4,841	26,200	16,100	26,200	26,200
Material and Supplies					
Material and Supplies - Federal	15,437	40,000	40,000	40,000	40,000
Material and Supplies - Other	4,771	1,200	2,000	1,200	1,200
Capital Outlay					
Capital Outlay - Federal	23,908	20,000	20,000	0	0
Capital Outlay - Other	9,508	0	0	0	0
<b>TOTAL EXPENDITURES &amp; USES</b>	<b>60,715</b>	<b>111,400</b>	<b>93,600</b>	<b>141,400</b>	<b>141,400</b>
<b>ENDING FUND BALANCE</b>	<b>41,530</b>	<b>41,430</b>	<b>41,730</b>	<b>41,930</b>	<b>42,130</b>

**CITY OF BROKEN ARROW**  
**FISCAL YEARS 2017 BUDGET & 2018 FINANCIAL PLAN**  
**PARK AND RECREATION CAPITAL IMPROVEMENT**  
**FUND 32**

**Description:**

A Special Revenue Fund which accounts for an impact fee charged to builders on the construction of new residences. These fees are restricted in use for park and recreation capital improvements.

DESCRIPTION	ACTUAL F/Y 2015	BUDGET F/Y 2016	ESTIMATED ACTUAL F/Y 2016	BUDGET F/Y 2017	FINANCIAL PLAN F/Y 2018
<b>REVENUES:</b>					
Charges for Service					
Parks & Recreation	119,964	115,000	95,000	115,000	115,000
Intergovernmental		544,000	0	544,000	0
Interest	1,366	200	300	200	200
Miscellaneous	68,041	25,000	74,000	25,000	25,000
<b>TOTAL REVENUES</b>	<b>189,371</b>	<b>684,200</b>	<b>169,300</b>	<b>684,200</b>	<b>140,200</b>
<b>BEGINNING FUND BALANCE -</b>					
Reserved for Capital Projects	553,715	866,606	866,606	880,906	504,106
<b>TOTAL SOURCES</b>	<b>743,086</b>	<b>1,550,806</b>	<b>1,035,906</b>	<b>1,565,106</b>	<b>644,306</b>
<b>EXPENDITURES -</b>					
Capital Projects	20,780	982,000	155,000	1,061,000	45,000
<b>TOTAL EXPENDITURES</b>	<b>20,780</b>	<b>982,000</b>	<b>155,000</b>	<b>1,061,000</b>	<b>45,000</b>
<b>ENDING FUND BALANCE -</b>					
Reserved for Capital Projects	722,306	568,806	880,906	504,106	599,306

**CITY OF BROKEN ARROW  
FISCAL YEARS 2017 BUDGET & 2018 FINANCIAL PLAN  
CAPITAL OUTLAY  
PARK AND RECREATION CAPITAL IMPROVEMENT  
FUND 32**

	PROJECT NUMBER	FISCAL YEAR	
		2017	2018
<b>CAPITAL OUTLAY:</b>			
BROKEN ARROW CREEK TRAIL*	146020	625,000	0
MULTIPURPOSE TRAILS -5*	146019	100,000	0
INDIAN SPRINGS ENTRY SIGN	166015	60,000	0
ARROWHEAD PARK PLAYGROUND		125,000	0
REPLACEMENT PARK BENCHES/TABLES		10,000	
ARROWHEAD SOFTBALL FENCE REPLACEMENT		30,000	
MORROW PARK TENNIS RESURFACING		20,000	
VANDEVER PARK TENNIS RESURFACING		15,000	
UPDATE PARKS AND RECREATION MASTER PLAN		70,000	
BASEBALL OFFICE SIDING		6,000	
RESURFACE TIMBERBROOK TENNIS COURTS			20,000
WOLFCREEK PARK SHELTER			25,000
<b>TOTAL PARK AND RECREATION CAPITAL IMPROVEMENTS</b>		<b>1,061,000</b>	<b>45,000</b>

\* TA GRANT REVENUE SHOWN IN INTERGOVERNMENTAL ABOVE

**CITY OF BROKEN ARROW**  
**FISCAL YEARS 2017 BUDGET & 2018 FINANCIAL PLAN**  
**CEMETERY CARE**  
**FUND 33**

**Description:**

A Special Revenue Fund which accounts for 12.5% of cemetery revenue restricted by State law as well as an additional 12.5% contributed by the City to provide funds for capital improvements at the City cemetery.

DESCRIPTION	ACTUAL F/Y 2015	BUDGET F/Y 2016	ESTIMATED ACTUAL F/Y 2016	BUDGET F/Y 2017	FINANCIAL PLAN F/Y 2018
<b>REVENUES :</b>					
Charges For Services					
Cemetery	29,061	40,000	35,200	35,000	35,000
Interest	164	100	200	200	200
<b>TOTAL REVENUES</b>	<b>29,225</b>	<b>40,100</b>	<b>35,400</b>	<b>35,200</b>	<b>35,200</b>
<b>BEGINNING FUND BALANCE -</b>					
Reserved for Capital Projects	600,055	396,221	396,221	331,621	258,321
<b>TOTAL SOURCES</b>	<b>629,280</b>	<b>436,321</b>	<b>431,621</b>	<b>366,821</b>	<b>293,521</b>
<b>EXPENDITURES -</b>					
Capital Outlay	233,059	122,000	100,000	108,500	28,000
<b>TOTAL EXPENDITURES</b>	<b>233,059</b>	<b>122,000</b>	<b>100,000</b>	<b>108,500</b>	<b>28,000</b>
<b>ENDING FUND BALANCE -</b>					
Reserved for Capital Projects	396,221	314,321	331,621	258,321	265,521

**CITY OF BROKEN ARROW**  
**FISCAL YEARS 2017 BUDGET & 2018 FINANCIAL PLAN**  
**CAPITAL OUTLAY**  
**CEMETERY CARE**  
**FUND 33**

	FISCAL YEAR	
	2017	2018
<b>CAPITAL OUTLAY:</b>		
COLUMBARIUM	60,000	0
COLUMBARIUM FOOTING	20,000	0
ALL TERRAIN VEHICLE	20,000	
TREE REMOVAL	5,000	5,000
CONSTRUCT BREAKROOM	3,000	0
WATER HEATER	500	0
REPLACEMENT MOWER	0	18,000
OFFICE FURNITURE	0	5,000
<b>TOTAL CAPITAL OUTLAY</b>	<b>108,500</b>	<b>28,000</b>



**CITY OF BROKEN ARROW**  
**FISCAL YEARS 2017 BUDGET & 2018 FINANCIAL PLAN**  
**STREET AND ALLEY**  
**FUND 34**

**Description:**

A Special Revenue Fund which accounts for the City's share of state collected commercial vehicle and gasoline excise taxes. Monies received by this fund are transferred to the General Fund to be used for street and alley repairs and maintenance.

DESCRIPTION	ACTUAL F/Y 2015	BUDGET F/Y 2016	ESTIMATED ACTUAL F/Y 2016	BUDGET F/Y 2017	FINANCIAL PLAN F/Y 2018
<b>REVENUES:</b>					
Intergovernmental	1,063,901	1,118,000	1,085,000	1,118,000	1,152,000
Interest	1,582	200	200	200	200
<b>TOTAL REVENUES</b>	<b>1,065,483</b>	<b>1,118,200</b>	<b>1,085,200</b>	<b>1,118,200</b>	<b>1,152,200</b>
<b>BEGINNING FUND BALANCE</b>	<b>1,156,220</b>	<b>1,218,557</b>	<b>1,218,557</b>	<b>1,583,757</b>	<b>1,826,957</b>
<b>TOTAL AVAILABLE SOURCES</b>	<b>2,221,703</b>	<b>2,336,757</b>	<b>2,303,757</b>	<b>2,701,957</b>	<b>2,979,157</b>
<b>EXPENDITURES -</b>					
Capital Outlay	283,146	525,000	0	155,000	0
<b>TOTAL EXPENDITURES</b>	<b>283,146</b>	<b>525,000</b>	<b>0</b>	<b>155,000</b>	<b>0</b>
<b>OTHER FINANCING USES -</b>					
Transfers Out	720,000	720,000	720,000	720,000	750,000
<b>TOTAL OTHER FINANCING USES</b>	<b>720,000</b>	<b>720,000</b>	<b>720,000</b>	<b>720,000</b>	<b>750,000</b>
<b>TOTAL EXPENDITURES &amp; USES</b>	<b>1,003,146</b>	<b>1,245,000</b>	<b>720,000</b>	<b>875,000</b>	<b>750,000</b>
<b>ENDING FUND BALANCE</b>	<b>1,218,557</b>	<b>1,091,757</b>	<b>1,583,757</b>	<b>1,826,957</b>	<b>2,229,157</b>

**CITY OF BROKEN ARROW  
FISCAL YEARS 2017 BUDGET & 2018 FINANCIAL PLAN  
STREET AND ALLEY  
FUND 34**

		<b>FISCAL YEAR</b>	
		<b>2017</b>	<b>2018</b>
<b>CAPITAL OUTLAY:</b>			
CONSTRUCT SALT STORAGE SHEDS (155326)	155326	100,000	0
250 GALLON CRACK SEAL MACHINE		55,000	0
		<u>155,000</u>	<u>0</u>

**CITY OF BROKEN ARROW**  
**FISCAL YEARS 2017 BUDGET & 2018 FINANCIAL PLAN**  
**HOUSING AND URBAN DEVELOPMENT**  
**FUND 35**

**Description:**

A Special Revenue Fund which accounts for monies received from the Department of Housing and Urban Development for the Community Development Block Program. Expenditures in this fund are restricted to approved eligible programs designed to benefit citizens in the low to moderate income levels.

DESCRIPTION	ACTUAL F/Y 2015	BUDGET F/Y 2016	ESTIMATED ACTUAL F/Y 2016	BUDGET F/Y 2017	FINANCIAL PLAN F/Y 2018
<b>REVENUES:</b>					
Intergovernmental	1,215,438	119,800	700,000	531,200	406,600
<b>TOTAL REVENUES</b>	<b>1,215,438</b>	<b>119,800</b>	<b>700,000</b>	<b>531,200</b>	<b>406,600</b>
<b>BEGINNING FUND BALANCE</b>	<b>498,019</b>	<b>147,533</b>	<b>147,533</b>	<b>727,533</b>	<b>727,533</b>
<b>TOTAL AVAILABLE SOURCES</b>	<b>1,713,457</b>	<b>267,333</b>	<b>847,533</b>	<b>1,258,733</b>	<b>1,134,133</b>
<b>EXPENDITURES -</b>					
Other Services and Charges	66,754	58,100	55,000	58,100	58,100
Capital Projects	1,499,170	119,300	65,000	473,100	348,500
<b>TOTAL EXPENDITURES</b>	<b>1,565,924</b>	<b>177,400</b>	<b>120,000</b>	<b>531,200</b>	<b>406,600</b>
<b>ENDING FUND BALANCE</b>	<b>147,533</b>	<b>89,933</b>	<b>727,533</b>	<b>727,533</b>	<b>727,533</b>

**CITY OF BROKEN ARROW**  
**FISCAL YEARS 2017 BUDGET & 2018 FINANCIAL PLAN**  
**CAPITAL OUTLAY**  
**HOUSING AND URBAN DEVELOPMENT**  
**FUND 35**

	FISCAL YEAR	
	2017	2018
<b>OTHER SERVICES &amp; CHARGES:</b>		
SERVICE CONTRACTS	58,100	58,100
<b>TOTAL OTHER SERVICES &amp; CHARGES</b>	<b>58,100</b>	<b>58,100</b>
 <b>CAPITAL OUTLAY:</b>		
SENIOR HOUSING INFRASTRUCTURE		
INFRASTRUCTURE IMPROVEMENTS	473,100	348,500
<b>TOTAL CAPITAL OUTLAY</b>	<b>473,100</b>	<b>348,500</b>

**CITY OF BROKEN ARROW**  
**FISCAL YEARS 2017 BUDGET & 2018 FINANCIAL PLAN**  
**E-911**  
**FUND 36**

**Description:**

A Special Revenue Fund which accounts for a total 5% fee for Enhanced 911 service to the citizens of Broken Arrow which are restricted solely for public safety. A portion of this fee, 3%, is used to participate in the funding of the operations of the Communications Division within the Police Department through a transfer from this fund to the General Fund. The remaining 2% is to recover costs associated with the upgrading of emergency services equipment.

DESCRIPTION	ACTUAL F/Y 2015	BUDGET F/Y 2016	ESTIMATED ACTUAL F/Y 2016	BUDGET F/Y 2017	FINANCIAL PLAN F/Y 2018
<b>REVENUES:</b>					
Charges for Services	746,279	773,500	771,800	773,500	773,500
Interest	1,632	300	600	600	600
<b>TOTAL REVENUES</b>	<b>747,911</b>	<b>773,800</b>	<b>772,400</b>	<b>774,100</b>	<b>774,100</b>
<b>BEGINNING FUND BALANCE</b>	<b>1,558,085</b>	<b>1,399,423</b>	<b>1,399,423</b>	<b>1,445,823</b>	<b>1,308,923</b>
<b>TOTAL AVAILABLE SOURCES</b>	<b>2,305,996</b>	<b>2,173,223</b>	<b>2,171,823</b>	<b>2,219,923</b>	<b>2,083,023</b>
<b>EXPENDITURES -</b>					
Capital Outlay	196,573	549,000	6,000	191,000	40,000
<b>TOTAL EXPENDITURES</b>	<b>196,573</b>	<b>549,000</b>	<b>6,000</b>	<b>191,000</b>	<b>40,000</b>
<b>OTHER FINANCING USES -</b>					
Transfers Out	710,000	720,000	720,000	720,000	720,000
<b>TOTAL EXPENDITURES &amp; USES</b>	<b>906,573</b>	<b>1,269,000</b>	<b>726,000</b>	<b>911,000</b>	<b>760,000</b>
<b>ENDING FUND BALANCE</b>	<b>1,399,423</b>	<b>904,223</b>	<b>1,445,823</b>	<b>1,308,923</b>	<b>1,323,023</b>

**CITY OF BROKEN ARROW**  
**FISCAL YEARS 2017 BUDGET & 2018 FINANCIAL PLAN**  
**CAPITAL OUTLAY**  
**E-911**  
**FUND 36**

	FISCAL YEAR	
	2017	2018
<b>CAPITAL OUTLAY:</b>		
COMPUTERS	20,000	0
RADIOS	20,000	20,000
FURNITURE	10,000	20,000
EXACOMM VOIP MODULE	20,000	0
LAPTOP	5,000	0
SYMPHONY RADIO CONSOLES (2)	116,000	0
<b>TOTAL CAPITAL OUTLAY</b>	<b>191,000</b>	<b>40,000</b>

**CITY OF BROKEN ARROW**  
**FISCAL YEARS 2017 BUDGET & 2018 FINANCIAL PLAN**  
**CRIME PREVENTION**  
**FUND 37**

**Description:**

A Special Revenue Fund which accounts for funds received through grants from the U.S. Department of Justice. These funds are restricted in use by the provisions within each grant to provide various public safety related activities.

DESCRIPTION	ACTUAL F/Y 2015	BUDGET F/Y 2016	ESTIMATED ACTUAL F/Y 2016	BUDGET F/Y 2017	FINANCIAL PLAN F/Y 2018
<b>REVENUES:</b>					
Intergovernmental	84,774	53,700	57,000	80,000	80,000
Interest	100	100	100	100	100
<b>TOTAL REVENUES</b>	<b>84,874</b>	<b>53,800</b>	<b>57,100</b>	<b>80,100</b>	<b>80,100</b>
<b>BEGINNING FUND BALANCE</b>	<b>180,402</b>	<b>191,419</b>	<b>191,419</b>	<b>168,914</b>	<b>169,014</b>
<b>TOTAL AVAILABLE SOURCES</b>	<b>265,276</b>	<b>245,219</b>	<b>248,519</b>	<b>249,014</b>	<b>249,114</b>
<b>EXPENDITURES:</b>					
Other Services and Charges	58,011	69,700	60,000	55,000	55,000
Materials & Supplies	15,846	4,000	2,645	5,000	5,000
Capital Outlay	0	17,000	16,960	20,000	20,000
<b>TOTAL EXPENDITURES</b>	<b>73,857</b>	<b>90,700</b>	<b>79,605</b>	<b>80,000</b>	<b>80,000</b>
<b>ENDING FUND BALANCE</b>	<b>191,419</b>	<b>154,519</b>	<b>168,914</b>	<b>169,014</b>	<b>169,114</b>

**CITY OF BROKEN ARROW  
 FISCAL YEARS 2017 BUDGET & 2018 FINANCIAL PLAN  
 CAPITAL OUTLAY  
 CRIME PREVENTION  
 FUND 37**

	<b>FISCAL YEAR</b>	
	<b>2017</b>	<b>2018</b>
<b>OTHER SERVICES &amp; CHARGES:</b>		
SERVICE CONTRACTS (SUBJECT TO GRANT FUNDING)	55,000	49,700
<b>TOTAL OTHER SERVICES &amp; CHARGES</b>	<b>55,000</b>	<b>49,700</b>
 <b>MATERIALS &amp; SUPPLIES</b>		
PROTECTIVE CLOTHING (SUBJECT TO GRANT FUNDING)	5,000	4,000
<b>TOTAL MATERIALS &amp; SUPPLIES</b>	<b>5,000</b>	<b>4,000</b>
 <b>CAPITAL OUTLAY</b>		
MISCELLANEOUS CAPITAL OUTLAY (SUBJECT TO GRANT FUNDING)	20,000	4,000
	<b>20,000</b>	<b>4,000</b>



**CITY OF BROKEN ARROW**  
**FISCAL YEARS 2017 BUDGET & 2018 FINANCIAL PLAN**  
**POLICE RESERVES**  
**FUND 38**

**Description:**

A Special Revenue Fund which accounts for funds received and expended by the Broken Arrow Police Department's Reserve Officers.

DESCRIPTION	ACTUAL F/Y 2015	BUDGET F/Y 2016	ESTIMATED ACTUAL F/Y 2016	BUDGET F/Y 2017	FINANCIAL PLAN F/Y 2018
<b>REVENUES:</b>					
Interest	0	0	0	0	0
Miscellaneous	0	0	0	0	0
<b>TOTAL REVENUES</b>	<b>0</b>	<b>0</b>	<b>0</b>	<b>0</b>	<b>0</b>
<b>BEGINNING FUND BALANCE</b>	<b>3,484</b>	<b>824</b>	<b>824</b>	<b>824</b>	<b>0</b>
<b>TOTAL SOURCES</b>	<b>3,484</b>	<b>824</b>	<b>824</b>	<b>824</b>	<b>0</b>
<b>EXPENDITURES:</b>					
Other Services and Charges	0	0	0	0	0
Materials & Supplies	2,660	824	0	824	0
Capital Outlay	0	0	0	0	0
<b>TOTAL EXPENDITURES</b>	<b>2,660</b>	<b>824</b>	<b>0</b>	<b>824</b>	<b>0</b>
<b>ENDING FUND BALANCE</b>	<b>824</b>	<b>0</b>	<b>824</b>	<b>0</b>	<b>0</b>

**CITY OF BROKEN ARROW**  
**FISCAL YEARS 2017 BUDGET & 2018 FINANCIAL PLAN**  
**BATTLE CREEK GOLF COURSE**  
**FUND 40**

**Description:**

A Municipal Golf Course previously operated by the Broken Arrow Public Golf Authority. In March, 2006 the Authority was dissolved and the operation of the golf course became part of the City. It is a "governmental" type fund but accounted for as an "enterprise" or business type fund.

DESCRIPTION	ACTUAL F/Y 2015	BUDGET F/Y 2016	ESTIMATED ACTUAL F/Y 2016	BUDGET F/Y 2017	FINANCIAL PLAN F/Y 2018
<b>REVENUES:</b>					
Charges for Services	1,473,574	1,551,900	1,501,900	1,561,600	1,600,600
Interest	105	100	200	200	200
Miscellaneous	4,706	3,400	1,200	1,200	1,200
<b>TOTAL REVENUE</b>	<b>1,478,385</b>	<b>1,555,400</b>	<b>1,503,300</b>	<b>1,563,000</b>	<b>1,602,000</b>
<b>BEGINNING FUND BALANCE</b>	<b>(219,232)</b>	<b>(196,965)</b>	<b>(196,965)</b>	<b>(122,065)</b>	<b>(94,065)</b>
<b>TOTAL SOURCES</b>	<b>1,259,153</b>	<b>1,358,435</b>	<b>1,306,335</b>	<b>1,440,935</b>	<b>1,507,935</b>
<b>EXPENDITURES:</b>					
Other Services & Charges	1,003,905	1,103,600	1,043,000	1,120,800	1,148,800
Materials & Supplies	452,213	405,400	385,400	414,200	424,600
Capital Outlay		0			
<b>TOTAL OPERATING EXPENDITURES</b>	<b>1,456,118</b>	<b>1,509,000</b>	<b>1,428,400</b>	<b>1,535,000</b>	<b>1,573,400</b>
<b>OTHER FINANCING USES -</b>					
Debt Service		0		0	0
<b>TOTAL DEBT SERVICE</b>	<b>0</b>	<b>0</b>	<b>0</b>	<b>0</b>	<b>0</b>
<b>TOTAL EXPENDITURES</b>	<b>1,456,118</b>	<b>1,509,000</b>	<b>1,428,400</b>	<b>1,535,000</b>	<b>1,573,400</b>
<b>TOTAL ENDING FUND BALANCE</b>	<b>(196,965)</b>	<b>(150,565)</b>	<b>(122,065)</b>	<b>(94,065)</b>	<b>(65,465)</b>

**CITY OF BROKEN ARROW**  
**FISCAL YEARS 2017 BUDGET & 2018 FINANCIAL PLAN**  
**ALCOHOL ENFORCEMENT**  
**FUND 41**

**Description:**

A Special Revenue Fund which accounts for funds received and expended for education, prevention and enforcement of underage drinking.

DESCRIPTION	ACTUAL F/Y 2015	BUDGET F/Y 2016	ESTIMATED ACTUAL F/Y 2016	BUDGET F/Y 2017	FINANCIAL PLAN F/Y 2018
<b>REVENUES:</b>					
Fines, Forfeitures & Assessments	20,735	22,000	21,000	22,000	22,000
Interest	33	100	100	100	100
<b>TOTAL REVENUES</b>	<b>20,768</b>	<b>22,100</b>	<b>21,100</b>	<b>22,100</b>	<b>22,100</b>
<b>BEGINNING FUND BALANCE</b>	<b>87,964</b>	<b>83,170</b>	<b>83,170</b>	<b>80,470</b>	<b>82,570</b>
<b>TOTAL SOURCES</b>	<b>108,732</b>	<b>105,270</b>	<b>104,270</b>	<b>102,570</b>	<b>104,670</b>
<b>EXPENDITURES:</b>					
Other Services and Charges	1,742	5,000	1,800	5,000	5,000
Materials & Supplies	23,820	25,000	22,000	15,000	15,000
<b>TOTAL EXPENDITURES</b>	<b>25,562</b>	<b>30,000</b>	<b>23,800</b>	<b>20,000</b>	<b>20,000</b>
<b>ENDING FUND BALANCE</b>	<b>83,170</b>	<b>75,270</b>	<b>80,470</b>	<b>82,570</b>	<b>84,670</b>

**CITY OF BROKEN ARROW**  
**FISCAL YEARS 2017 BUDGET & 2018 FINANCIAL PLAN**  
**STREET LIGHT FUND**  
**FUND 42**

**Description:**

A Special Revenue Fund which accounts for funds received and expended for operating and capital costs associated with street lights.

DESCRIPTION	ACTUAL F/Y 2015	BUDGET F/Y 2016	ESTIMATED ACTUAL F/Y 2016	BUDGET F/Y 2017	FINANCIAL PLAN F/Y 2018
<b>REVENUES:</b>					
Street Light Fee	426,139	435,400	436,000	436,000	436,000
Interest	1,558	200	400	400	400
<b>TOTAL REVENUES</b>	<b>427,697</b>	<b>435,600</b>	<b>436,400</b>	<b>436,400</b>	<b>436,400</b>
<b>BEGINNING FUND BALANCE</b>	<b>1,071,154</b>	<b>997,456</b>	<b>997,456</b>	<b>1,043,856</b>	<b>1,050,256</b>
<b>TOTAL SOURCES</b>	<b>1,498,851</b>	<b>1,433,056</b>	<b>1,433,856</b>	<b>1,480,256</b>	<b>1,486,656</b>
<b>EXPENDITURES:</b>					
Other Services and Charges	299,784	380,000	370,000	380,000	380,000
Materials & Supplies	1,611	10,000	10,000	10,000	10,000
Capital Outlay	200,000	50,000	10,000	40,000	40,000
<b>TOTAL EXPENDITURES</b>	<b>501,395</b>	<b>440,000</b>	<b>390,000</b>	<b>430,000</b>	<b>430,000</b>
<b>ENDING FUND BALANCE</b>	<b>997,456</b>	<b>993,056</b>	<b>1,043,856</b>	<b>1,050,256</b>	<b>1,056,656</b>

**CITY OF BROKEN ARROW  
FISCAL YEARS 2017 BUDGET & 2018 FINANCIAL PLAN  
STREET SALES TAX FUND  
FUND 43**

**STREET DEPARTMENT**

**Description:**

A Special Revenue Fund created for the purpose of improving, constructing and maintaining City streets, sidewalks and related stormwater improvements, including the acquisition and replacement of machinery, equipment and materials, and including the installation of traffic controls devices and signalization. The funding for this fund will come from a Twenty-five Hundredths of one percent (0.25%) tax effective January 1, 2017.

**FINANCIAL HIGHLIGHTS**

DESCRIPTION	ACTUAL F/Y 2015	BUDGET F/Y 2016	ESTIMATED ACTUAL F/Y 2016	BUDGET F/Y 2017	FINANCIAL PLAN F/Y 2018
<b>REVENUES:</b>					
Sales Tax	N/A	N/A	N/A	1,760,500	3,626,625
Interest	N/A	N/A	N/A	100	100
Miscellaneous	N/A	N/A	N/A	3,400	3,400
<b>TOTAL REVENUE</b>	N/A	N/A	N/A	<b>1,764,000</b>	<b>3,630,125</b>
<b>BEGINNING FUND BALANCE</b>	N/A	N/A	N/A	<b>0</b>	<b>564,000</b>
<b>TOTAL SOURCES</b>	N/A	N/A	N/A	<b>1,764,000</b>	<b>4,194,125</b>
<b>EXPENDITURES:</b>					
Capital Outlay	N/A	N/A	N/A	1,200,000	3,300,000
<b>TOTAL EXPENDITURES</b>	N/A	N/A	N/A	<b>1,200,000</b>	<b>3,300,000</b>
<b>ENDING FUND BALANCE</b>	N/A	N/A	N/A	<b>564,000</b>	<b>894,125</b>

**CITY OF BROKEN ARROW  
FISCAL YEARS 2017 BUDGET & 2018 FINANCIAL PLAN  
CAPITAL OUTLAY  
STREET SALES TAX FUND  
FUND 43**

	FISCAL YEAR	
	2017	2018
<b>CAPITAL OUTLAY</b>		
CONSTRUCTION		
PROJECTS TO BE DETERMINED	1,200,000	3,300,000
<b>TOTAL CAPITAL OUTLAY</b>	<u>1,200,000</u>	<u>3,300,000</u>

**CITY OF BROKEN ARROW  
FISCAL YEARS 2017 BUDGET & 2018 FINANCIAL PLAN  
POLICE SALES TAX FUND  
FUND 44**

**Description:**

A Special Revenue Fund created for the purpose of funding the staffing of public safety personnel and the acquisition of and replacement of public safety vehicles, equipment, technology and apparatus including the installation of traffic controls devices and signalization. The funding for this fund will come from one-half of the three tenths of one percent (0.30%) tax effective January 1, 2017 as well as the transfer of 36.7% of General Fund revenues exclusive of Other Financing sources. The other half of the tax will be accounted for in the Fire Sales Tax Fund (Fund 045). Expenditures prior to Fiscal Year 2017 were recorded in the General Fund and are shown for comparison purposes only.

**PURPOSE:**

To create an atmosphere of safety and security in the community by providing a continuation of proactive police service to all citizens. Functions of the department include preserving the peace, apprehending criminal offenders, recognizing that crime prevention and reduction of fear is a priority, committing to professionalism in all aspects of departmental operations and maintaining the highest standard of integrity. The Department operates under the philosophy of community policing. The Department provides additional law enforcement support services such as emergency communications, records management, jail services and animal control.

**FINANCIAL HIGHLIGHTS**

DESCRIPTION	ACTUAL F/Y 2015	BUDGET F/Y 2016	ESTIMATED ACTUAL F/Y 2016	BUDGET F/Y 2017	FINANCIAL PLAN F/Y 2018
<b>REVENUES:</b>					
Sales Tax	N/A	N/A	N/A	1,056,300	2,175,975
Interest	N/A	N/A	N/A	0	0
Miscellaneous	N/A	N/A	N/A	0	0
<b>TOTAL REVENUE</b>	N/A	N/A	N/A	<b>1,056,300</b>	<b>2,175,975</b>
<b>OTHER FINANCING SOURCES</b>					
Transfers In:					
General Fund	N/A	N/A	N/A	20,744,200	21,137,600
E-911	N/A	N/A	N/A	720,000	720,000
<b>TOTAL OTHER FINANCING SOURCES</b>	N/A	N/A	N/A	<b>21,464,200</b>	<b>21,857,600</b>
<b>TOTAL REVENUES AND OTHER SOURCES</b>	N/A	N/A	N/A	<b>22,520,500</b>	<b>24,033,575</b>
<b>BEGINNING FUND BALANCE</b>	N/A	N/A	N/A	0	1,094,000
<b>TOTAL SOURCES</b>	N/A	N/A	N/A	<b>22,520,500</b>	<b>25,127,575</b>
<b>PERSONAL SERVICES:</b>					
SALARIES & WAGES	11,655,414	11,873,700	11,822,600	12,232,600	12,630,900
EMPLOYEE BENEFITS	4,891,432	5,321,600	5,150,400	5,880,100	6,240,900
<b>TOTAL PERSONAL SERVICES</b>	<b>16,546,846</b>	<b>17,195,300</b>	<b>16,973,000</b>	<b>18,112,700</b>	<b>18,871,800</b>
<b>OTHER SERVICES &amp; CHARGES</b>					
PROF & TECH SERVICES	139,155	189,100	133,600	207,700	273,900
PROPERTY SERVICES	446,805	542,000	558,000	616,400	625,500
OTHER SERVICES	546,445	601,800	558,200	713,300	795,300
<b>TOTAL OTHER SERVICES &amp; CHARGES</b>	<b>1,132,405</b>	<b>1,332,900</b>	<b>1,249,800</b>	<b>1,537,400</b>	<b>1,694,700</b>
<b>MATERIALS &amp; SUPPLIES</b>	<b>757,267</b>	<b>953,500</b>	<b>897,100</b>	<b>995,400</b>	<b>1,040,500</b>
<b>CAPITAL OUTLAY</b>	0	0	0	781,000	1,400,000
<b>TOTAL</b>	<b>18,436,518</b>	<b>19,481,700</b>	<b>19,119,900</b>	<b>21,426,500</b>	<b>23,007,000</b>
<b>ENDING FUND BALANCE</b>	N/A	N/A	N/A	1,094,000	2,120,575

**CITY OF BROKEN ARROW  
GENERAL FUND  
POLICE DEPARTMENT  
Police Division**

ACCOUNT NUMBER/DESCRIPTION	FISCAL YEAR	FISCAL YEAR	FISCAL YEAR	FISCAL YEAR	FISCAL YEAR
	2015 ACTUAL	2016 BUDGET	2016 ESTIMATED ACTUAL	2017 BUDGET	2018 FINANCIAL PLAN
044-3001-421.10-04 REGULAR	9,097,265	9,390,100	9,322,900	9,547,800	9,929,900
044-3001-421.10-05 VARIABLE PAY PROGRAM	847	1,700	0	0	
044-3001-421.10-08 PART TIME & TEMPORARY	31,648	41,800	43,800	42,400	43,600
044-3001-421.10-10 COMPENSATORY TIME (OT)	74,346	0	0	0	
044-3001-421.10-11 OVERTIME	443,968	420,000	420,000	465,000	480,000
044-3001-421.10-19 INJURY PAY	59,400	0	60,000	0	
<b>SALARIES AND WAGES</b>	<b>9,707,474</b>	<b>9,853,600</b>	<b>9,846,700</b>	<b>10,055,200</b>	<b>10,453,500</b>
044-3001-421.20-10 LONGEVITY	162,233	159,200	155,000	162,800	166,000
044-3001-421.20-12 EDUCATION/PERFORMANCE	107,472	102,600	102,600	121,600	125,100
044-3001-421.20-21 SOCIAL SECURITY	750,571	724,500	754,100	765,700	795,200
044-3001-421.20-22 RETIREMENT	43,733	43,700	46,800	44,300	45,600
044-3001-421.20-23 PENSION (POLICE)	1,162,412	1,175,900	1,179,400	1,203,300	1,252,800
044-3001-421.20-26 INSURANCE	1,588,032	1,958,000	1,789,000	2,207,300	2,451,600
044-3001-421.20-27 UNIFORM MAINTENANCE	520	500	500	500	500
044-3001-421.20-28 UNIFORM ALLOWANCE	175,500	169,500	174,000	172,500	180,000
044-3001-421.20-41 CELL PHONE ALLOWANCE	1,663	1,700	1,700	1,700	1,700
<b>EMPLOYEE BENEFITS</b>	<b>3,992,136</b>	<b>4,335,600</b>	<b>4,203,100</b>	<b>4,679,700</b>	<b>5,018,500</b>
<b>PERSONAL SERVICES</b>	<b>13,699,610</b>	<b>14,189,200</b>	<b>14,049,800</b>	<b>14,734,900</b>	<b>15,472,000</b>
044-3001-421.30-11 REG. FEES & CERTIFICATION	34,258	38,900	38,900	38,900	45,500
044-3001-421.30-85 MEMBERSHIP DUES	3,023	3,000	3,000	3,500	3,600
044-3001-421.30-87 PROFESSIONAL SERVICES	59,548	70,800	27,800	61,000	64,700
<b>PROF &amp; TECH SERVICES</b>	<b>96,829</b>	<b>112,700</b>	<b>69,700</b>	<b>103,400</b>	<b>113,800</b>
044-3001-421.40-07 BUILDING MAINTENANCE	74,325	73,000	92,000	116,400	117,600
044-3001-421.40-20 VEHICLE REPAIR	59,577	50,000	50,000	53,200	53,700
044-3001-421.40-28 MISC. CONTRACT SERVICES	1,758	2,400	2,800	1,600	1,600
044-3001-421.40-29 OTHER EQUIPMENT REPAIR	1,699	3,500	3,500	3,500	6,600
044-3001-421.40-32 EQUIPMENT RENTAL	107	200	0	0	
044-3001-421.40-33 OTHER RENTAL	9,410	10,000	10,000	13,600	13,700
044-3001-421.40-55 MAINTENANCE SERVICES	111,314	195,000	175,000	180,000	181,800
<b>PROPERTY SERVICES</b>	<b>258,190</b>	<b>334,100</b>	<b>333,300</b>	<b>368,300</b>	<b>375,000</b>



**CITY OF BROKEN ARROW  
GENERAL FUND  
POLICE DEPARTMENT  
Police Division**

ACCOUNT NUMBER/DESCRIPTION	FISCAL YEAR	FISCAL YEAR	FISCAL YEAR	FISCAL YEAR	FISCAL YEAR
	2015 ACTUAL	2016 BUDGET	2016 ESTIMATED ACTUAL	2017 BUDGET	2018 FINANCIAL PLAN
044-3001-421.50-03 TRAVEL & EXPENSES	23,769	39,800	28,800	46,100	62,900
044-3001-421.50-10 SERVICE CONTRACT	35,600	35,600	35,600	35,600	36,600
044-3001-421.50-22 TELEPHONE	202,616	200,000	203,000	315,000	365,200
044-3001-421.50-23 OTHER UTILITIES	3,014	4,800	3,500	5,000	5,100
044-3001-421.50-24 UTILITIES (ONG)	32,303	35,000	35,000	35,000	35,400
044-3001-421.50-25 UTILITIES (PSO)	147,682	185,000	155,000	165,000	186,900
044-3001-421.50-30 HAZARDOUS WASTE DISPOSAL	0	2,500	2,500	2,500	2,500
044-3001-421.50-36 PRINTING SERVICES	15,131	0	0	200	200
044-3001-421.50-54 OUTSIDE DATA SERVICES	53,700	62,600	58,000	60,700	61,300
044-3001-421.50-86 MISCELLANEOUS	0	0	0	5,000	500
010-3001-421.50-89 EMPLOYEE/CITIZEN ACTIVITY OTHER SERVICES	6,620	7,200	7,200	12,000	12,200
	<u>520,435</u>	<u>572,500</u>	<u>528,600</u>	<u>682,100</u>	<u>768,800</u>
<b>OTHER SERVICES &amp; CHARGES</b>	<u>875,454</u>	<u>1,019,300</u>	<u>931,600</u>	<u>1,153,800</u>	<u>1,257,600</u>
044-3001-421.60-03 OFFICE SUPPLIES	14,233	14,500	14,500	14,500	14,700
044-3001-421.60-10 UNIFORMS	26,391	56,200	56,200	67,100	67,800
044-3001-421.60-11 PROTECTIVE CLOTHING	16,510	31,400	31,400	22,000	22,200
044-3001-421.60-18 BLDG MATERIAL & SUPPLIES	6,621	5,500	5,500	6,100	6,200
044-3001-421.60-19 TIRES & TUBES	39,956	23,900	32,000	25,000	25,300
044-3001-421.60-20 VEHICLE REPAIR PARTS	122,658	106,000	130,000	117,000	118,200
044-3001-421.60-21 FUEL & LUBRICANTS	262,777	375,000	290,000	342,000	378,800
044-3001-421.60-23 MATERIAL & SUPPLIES	23,213	27,100	27,100	39,700	40,100
044-3001-421.60-24 OTHER EQUIPMENT	42,698	49,500	49,500	45,800	46,300
044-3001-421.60-28 BOOKS, MAGS, & SUBSCRIPT.	1,221	900	900	2,000	2,000
044-3001-421.60-30 JANITORIAL SUPPLIES	1,185	900	900	1,100	1,200
044-3001-421.60-32 FIRING RANGE SUPPLIES	86,405	103,200	103,200	125,600	126,900
044-3001-421.60-47 CANINE UNIT EXPENSE	2,245	3,000	3,000	3,900	3,900
044-3001-421.60-50 RADIO MAINTENANCE	951	0	0	0	0
044-3001-421.60-55 PHOTO LAB & INVESTIGATION MATERIALS & SUPPLIES	2,848	7,800	7,800	7,800	7,900
	<u>649,912</u>	<u>804,900</u>	<u>752,000</u>	<u>819,600</u>	<u>861,500</u>
<b>POLICE</b>	<u>15,224,976</u>	<u>16,013,400</u>	<u>15,733,400</u>	<u>16,708,300</u>	<u>17,591,100</u>

**CITY OF BROKEN ARROW  
GENERAL FUND  
POLICE DEPARTMENT  
Communications Division**

ACCOUNT NUMBER/DESCRIPTION	FISCAL YEAR	FISCAL YEAR	FISCAL YEAR	FISCAL YEAR	FISCAL YEAR
	2015 ACTUAL	2016 BUDGET	2016 ESTIMATED ACTUAL	2017 BUDGET	2018 FINANCIAL PLAN
044-3006-421.10-04 REGULAR	1,018,739	1,027,100	1,018,400	1,185,200	1,185,200
044-3006-421.10-11 OVERTIME	46,833	57,200	57,200	57,200	57,200
044-3006-421.10-19 INJURY PAY	107	0	100	0	0
<b>SALARIES AND WAGES</b>	<b>1,065,679</b>	<b>1,084,300</b>	<b>1,075,700</b>	<b>1,242,400</b>	<b>1,242,400</b>
044-3006-421.20-10 LONGEVITY	25,450	26,100	25,700	24,500	24,500
044-3006-421.20-12 EDUCATION/PERFORMANCE	5,019	5,000	5,000	4,900	5,000
044-3006-421.20-21 SOCIAL SECURITY	79,615	79,000	79,100	92,100	92,100
044-3006-421.20-22 RETIREMENT	88,653	88,400	86,300	101,000	101,000
044-3006-421.20-23 PENSION (POLICE)	26,574	26,200	26,900	26,400	26,400
044-3006-421.20-26 INSURANCE	244,871	288,400	246,200	403,700	419,900
044-3006-421.20-28 UNIFORM ALLOWANCE	3,000	3,000	3,000	3,000	3,000
044-3006-421.20-41 CELL PHONE ALLOWANCE	554	600	600	600	600
<b>EMPLOYEE BENEFITS</b>	<b>473,736</b>	<b>516,700</b>	<b>472,800</b>	<b>656,200</b>	<b>672,500</b>
<b>PERSONAL SERVICES</b>	<b>1,539,415</b>	<b>1,601,000</b>	<b>1,548,500</b>	<b>1,898,600</b>	<b>1,914,900</b>
044-3006-421.30-11 REG. FEES & CERTIFICATION	6,574	15,000	15,000	14,500	17,700
044-3006-421.30-85 MEMBERSHIP DUES	644	1,200	1,200	1,400	1,400
044-3006-421.30-87 PROFESSIONAL SERVICES	1,754	3,000	3,000	3,800	3,800
<b>PROF &amp; TECH SERVICES</b>	<b>8,972</b>	<b>19,200</b>	<b>19,200</b>	<b>19,700</b>	<b>22,900</b>
044-3006-421.40-50 RADIO MAINTENANCE-OUTSIDE	1,474	2,000	2,000	2,000	2,000
044-3006-421.40-55 MAINTENANCE SERVICES	168,295	190,000	206,800	227,700	230,000
<b>PROPERTY SERVICES</b>	<b>169,769</b>	<b>192,000</b>	<b>208,800</b>	<b>229,700</b>	<b>232,000</b>
044-3006-421.50-03 TRAVEL & EXPENSES	5,723	4,700	4,700	4,200	4,200
044-3006-421.50-54 OUTSIDE DATA SERVICES	4,500	5,100	5,100	5,500	600
044-3006-421.50-86 MISCELLANEOUS	0	500	500	1,000	1,000
<b>OTHER SERVICES</b>	<b>10,223</b>	<b>10,300</b>	<b>10,300</b>	<b>10,700</b>	<b>5,800</b>
<b>OTHER SERVICES &amp; CHARGES</b>	<b>188,964</b>	<b>221,500</b>	<b>238,300</b>	<b>260,100</b>	<b>260,700</b>
044-3006-421.60-03 OFFICE SUPPLIES	2,813	2,500	2,500	3,000	3,000
044-3006-421.60-10 UNIFORMS	3,179	6,700	6,700	9,300	9,400
044-3006-421.60-23 MATERIAL & SUPPLIES	2,270	2,000	2,000	5,100	5,200
044-3006-421.60-24 OTHER EQUIPMENT	14,331	12,600	12,600	12,600	12,700
044-3006-421.60-28 BOOKS, MAGS, & SUBSCRIPT.	1,451	2,000	2,000	5,500	5,600
044-3006-421.60-50 RADIO MAINTENANCE	2,629	7,000	7,000	7,000	7,100
<b>MATERIAL &amp; SUPPLIES</b>	<b>26,673</b>	<b>32,800</b>	<b>32,800</b>	<b>42,500</b>	<b>43,000</b>
<b>COMMUNICATIONS</b>	<b>1,755,052</b>	<b>1,855,300</b>	<b>1,819,600</b>	<b>2,201,200</b>	<b>2,218,600</b>

**CITY OF BROKEN ARROW  
GENERAL FUND  
POLICE DEPARTMENT  
Jail Division**

ACCOUNT NUMBER/DESCRIPTION	FISCAL YEAR	FISCAL YEAR	FISCAL YEAR	FISCAL YEAR	FISCAL YEAR
	2015 ACTUAL	2016 BUDGET	2016 ESTIMATED ACTUAL	2017 BUDGET	2018 FINANCIAL PLAN
044-3008-421.10-04 REGULAR	530,688	558,900	543,700	551,600	551,600
044-3008-421.10-08 PART TIME & TEMPORARY	941	6,800	1,000	6,900	6,900
044-3008-421.10-11 OVERTIME	36,798	36,400	36,400	36,400	36,400
044-3008-421.10-19 INJURY PAY	0	0	700	0	0
<b>SALARIES AND WAGES</b>	<b>568,427</b>	<b>602,100</b>	<b>581,800</b>	<b>594,900</b>	<b>594,900</b>
044-3008-421.20-10 LONGEVITY	5,300	5,200	3,800	5,200	5,200
044-3008-421.20-12 EDUCATION/PERFORMANCE	150	0	2,800	2,400	2,400
044-3008-421.20-21 SOCIAL SECURITY	43,320	42,700	44,300	43,600	43,600
044-3008-421.20-22 RETIREMENT	58,058	57,700	57,700	57,100	57,100
044-3008-421.20-26 INSURANCE	144,972	160,900	170,800	229,100	229,100
044-3008-421.20-27 UNIFORM MAINTENANCE	12,595	12,600	12,000	12,600	12,600
<b>EMPLOYEE BENEFITS</b>	<b>264,395</b>	<b>279,100</b>	<b>291,400</b>	<b>350,000</b>	<b>350,000</b>
<b>PERSONAL SERVICES</b>	<b>832,822</b>	<b>881,200</b>	<b>873,200</b>	<b>944,900</b>	<b>944,900</b>
044-3008-421.30-11 REG. FEES & CERTIFICATION	3,327	5,000	2,500	5,200	53,000
044-3008-421.30-84 MEDICAL VACCINATION	0	200	200	200	200
044-3008-421.30-85 MEMBERSHIP DUES	100	100	100	500	500
044-3008-421.30-87 PROFESSIONAL SERVICES	11,748	12,000	12,000	14,000	16,700
<b>PROF &amp; TECH SERVICES</b>	<b>15,175</b>	<b>17,300</b>	<b>14,800</b>	<b>19,900</b>	<b>70,400</b>
044-3008-421.40-07 BUILDING MAINTENANCE	9,888	6,400	6,400	7,400	7,500
044-3008-421.40-33 OTHER RENTAL	755	1,000	1,000	1,000	1,000
044-3008-421.40-55 MAINTENANCE SERVICES	338	300	300	300	300
<b>PROPERTY SERVICES</b>	<b>10,981</b>	<b>7,700</b>	<b>7,700</b>	<b>8,700</b>	<b>8,800</b>
044-3008-421.50-03 TRAVEL & EXPENSES	0	300	300	300	300
<b>OTHER SERVICES</b>	<b>0</b>	<b>300</b>	<b>300</b>	<b>300</b>	<b>300</b>
<b>OTHER SERVICES &amp; CHARGES</b>	<b>26,156</b>	<b>25,300</b>	<b>22,800</b>	<b>28,900</b>	<b>79,500</b>
044-3008-421.60-03 OFFICE SUPPLIES	2,782	2,800	2,800	3,000	3,000
044-3008-421.60-10 UNIFORMS	625	3,000	3,000	3,000	3,000
044-3008-421.60-11 PROTECTIVE CLOTHING	1,050	2,000	2,000	2,400	2,400
044-3008-421.60-18 BLDG MATERIAL & SUPPLIES	2,157	3,000	3,000	4,000	4,000
044-3008-421.60-23 MATERIAL & SUPPLIES	30,795	40,400	40,400	41,600	42,000
044-3008-421.60-24 OTHER EQUIPMENT	1,793	2,100	2,100	2,100	2,100
044-3008-421.60-30 JANITORIAL SUPPLIES	2,503	2,200	2,200	2,500	2,500
<b>MATERIALS &amp; SUPPLIES</b>	<b>41,705</b>	<b>55,500</b>	<b>55,500</b>	<b>58,600</b>	<b>59,000</b>
<b>JAIL OPERATIONS</b>	<b>900,683</b>	<b>962,000</b>	<b>951,500</b>	<b>1,032,400</b>	<b>1,083,400</b>

**CITY OF BROKEN ARROW**  
**GENERAL FUND**  
**POLICE DEPARTMENT**  
**Animal Control Division**

ACCOUNT NUMBER/DESCRIPTION	FISCAL YEAR	FISCAL YEAR	FISCAL YEAR	FISCAL YEAR	FISCAL YEAR
	2015 ACTUAL	2016 BUDGET	2016 ESTIMATED ACTUAL	2017 BUDGET	2018 FINANCIAL PLAN
044-3009-421.10-04 REGULAR	206,701	227,100	210,000	231,100	231,100
044-3009-421.10-05 VARIABLE PAY PROGRAM	0	0	0	0	0
044-3009-421.10-11 OVERTIME	8,699	7,300	7,300	7,300	7,300
044-3009-421.10-19 INJURY PAY	63	0	100	0	0
<b>SALARIES AND WAGES</b>	<b>215,463</b>	<b>234,400</b>	<b>217,400</b>	<b>238,400</b>	<b>238,400</b>
044-3009-421.20-10 LONGEVITY	2,850	3,300	3,300	3,700	4,100
044-3009-421.20-21 SOCIAL SECURITY	15,752	16,400	15,200	17,500	17,500
044-3009-421.20-22 RETIREMENT	22,020	23,500	22,100	23,100	23,100
044-3009-421.20-26 INSURANCE	73,945	99,100	95,000	100,300	104,500
044-3009-421.20-27 UNIFORM MAINTENANCE	4,778	4,500	4,500	4,500	4,500
<b>EMPLOYEE BENEFITS</b>	<b>119,345</b>	<b>146,800</b>	<b>140,100</b>	<b>149,100</b>	<b>153,700</b>
<b>PERSONAL SERVICES</b>	<b>334,808</b>	<b>381,200</b>	<b>357,500</b>	<b>387,500</b>	<b>392,100</b>
044-3009-421.30-11 REG. FEES & CERTIFICATION	1,251	1,200	1,200	1,200	1,200
044-3009-421.30-84 MEDICAL VACCINATION	0	2,300	2,300	2,300	2,300
044-3009-421.30-87 PROFESSIONAL SERVICES	16,802	35,000	25,000	36,000	36,400
<b>PROF &amp; TECH SERVICES</b>	<b>18,053</b>	<b>38,500</b>	<b>28,500</b>	<b>39,500</b>	<b>39,900</b>
044-3009-421.40-07 BUILDING MAINTENANCE	2,861	3,500	3,500	4,000	4,000
044-3009-421.40-20 VEHICLE REPAIR	0	1,500	1,500	2,000	2,000
044-3009-421.40-29 OTHER EQUIPMENT REPAIR	2,800	1,100	1,100	1,600	1,600
044-3009-421.40-33 OTHER RENTAL	2,125	1,600	1,600	1,600	1,600
044-3009-421.40-55 MAINTENANCE SERVICES	79	500	500	500	500
<b>PROPERTY SERVICES</b>	<b>7,865</b>	<b>8,200</b>	<b>8,200</b>	<b>9,700</b>	<b>9,700</b>
044-3009-421.50-03 TRAVEL & EXPENSES	362	1,200	1,200	2,200	2,200
044-3009-421.50-22 TELEPHONE	0	0	300	0	0
044-3009-421.50-25 UTILITIES (P50)	14,741	16,000	16,000	18,000	18,200
044-3009-421.50-37 TEMPORARY SERVICES	523	0	0	0	0
<b>OTHER SERVICES</b>	<b>15,626</b>	<b>17,200</b>	<b>17,500</b>	<b>20,200</b>	<b>20,400</b>
<b>OTHER SERVICES &amp; CHARGES</b>	<b>41,544</b>	<b>63,900</b>	<b>54,200</b>	<b>69,400</b>	<b>70,000</b>

**CITY OF BROKEN ARROW  
GENERAL FUND  
POLICE DEPARTMENT  
Animal Control Division**

ACCOUNT NUMBER/DESCRIPTION	FISCAL YEAR	FISCAL YEAR	FISCAL YEAR	FISCAL YEAR	FISCAL YEAR
	2015 ACTUAL	2016 BUDGET	2016 ESTIMATED ACTUAL	2017 BUDGET	2018 FINANCIAL PLAN
044-3009-421.60-03 OFFICE SUPPLIES	820	900	900	1,200	1,200
044-3009-421.60-10 UNIFORMS	1,619	2,500	2,500	6,000	6,200
044-3009-421.60-11 PROTECTIVE CLOTHING	361	1,500	1,500	2,100	2,200
044-3009-421.60-18 BLDG MATERIAL & SUPPLIES	1,149	1,500	1,500	1,500	1,600
044-3009-421.60-19 TIRES & TUBES	1,044	1,400	1,400	1,400	1,400
044-3009-421.60-20 VEHICLE REPAIR PARTS	1,920	4,000	4,000	4,000	4,100
044-3009-421.60-21 FUEL & LUBRICANTS	5,519	11,500	8,000	11,500	11,900
044-3009-421.60-23 MATERIAL & SUPPLIES	20,221	22,900	22,900	31,300	32,200
044-3009-421.60-24 OTHER EQUIPMENT	2,446	7,500	7,500	7,300	7,500
044-3009-421.60-30 JANITORIAL SUPPLIES	356	1,500	1,500	3,200	3,300
044-3009-421.60-50 RADIO MAINTENANCE	19	0	0	0	0
MATERIAL & SUPPLIES	<u>35,474</u>	<u>55,200</u>	<u>51,700</u>	<u>69,500</u>	<u>71,600</u>
ANIMAL CONTROL	<u>411,826</u>	<u>500,300</u>	<u>463,400</u>	<u>526,400</u>	<u>533,700</u>

**CITY OF BROKEN ARROW  
GENERAL FUND  
POLICE DEPARTMENT  
Records Division**

ACCOUNT NUMBER/DESCRIPTION	FISCAL YEAR	FISCAL YEAR	FISCAL YEAR	FISCAL YEAR	FISCAL YEAR
	2015 ACTUAL	2016 BUDGET	2016 ESTIMATED ACTUAL	2017 BUDGET	2018 FINANCIAL PLAN
044-3010-421.10-04 REGULAR	97,684	98,300	100,000	100,700	100,700
044-3010-421.10-11 OVERTIME	687	1,000	1,000	1,000	1,000
044-3010-421.10-19 INJURY PAY	0	0	0		
<b>SALARIES AND WAGES</b>	<b>98,371</b>	<b>99,300</b>	<b>101,000</b>	<b>101,700</b>	<b>101,700</b>
044-3010-421.20-10 LONGEVITY	1,550	1,600	1,600	1,700	1,800
044-3010-421.20-12 EDUCATION/PERFORMANCE	681	0	0		
044-3010-421.20-21 SOCIAL SECURITY	7,343	7,300	7,500	7,800	7,800
044-3010-421.20-22 RETIREMENT	10,055	10,000	10,200	10,200	10,200
044-3010-421.20-26 INSURANCE	22,191	24,500	23,700	25,400	26,400
<b>EMPLOYEE BENEFITS</b>	<b>41,820</b>	<b>43,400</b>	<b>43,000</b>	<b>45,100</b>	<b>46,200</b>
<b>PERSONAL SERVICES</b>	<b>140,191</b>	<b>142,700</b>	<b>144,000</b>	<b>146,800</b>	<b>147,900</b>
044-3010-421.30-11 REG. FEES & CERTIFICATION	126	1,300	1,300	200	200
044-3010-421.30-87 PROFESSIONAL SERVICES	0	100	100	25,000	26,700
<b>PROF &amp; TECH SERVICES</b>	<b>126</b>	<b>1,400</b>	<b>1,400</b>	<b>25,200</b>	<b>26,900</b>
044-3010-421.40-33 OTHER RENTAL	0	0	0	0	0
<b>PROPERTY SERVICES</b>	<b>0</b>	<b>0</b>	<b>0</b>	<b>0</b>	<b>0</b>
044-3010-421.50-03 TRAVEL & EXPENSES	161	1,500	1,500	0	0
<b>OTHER SERVICES</b>	<b>161</b>	<b>1,500</b>	<b>1,500</b>	<b>0</b>	<b>0</b>
<b>OTHER SERVICES &amp; CHARGES</b>	<b>287</b>	<b>2,900</b>	<b>2,900</b>	<b>25,200</b>	<b>26,900</b>
044-3010-421.60-03 OFFICE SUPPLIES	1,933	2,000	2,000	2,100	2,200
044-3010-421.60-23 MATERIAL & SUPPLIES	70	2,100	2,100	2,100	2,200
044-3010-421.60-24 OTHER EQUIPMENT	1,500	1,000	1,000	1,000	1,000
<b>MATERIALS &amp; SUPPLIES</b>	<b>3,503</b>	<b>5,100</b>	<b>5,100</b>	<b>5,200</b>	<b>5,400</b>
<b>RECORDS</b>	<b>143,981</b>	<b>150,700</b>	<b>152,000</b>	<b>177,200</b>	<b>180,200</b>
<b>POLICE</b>	<b>18,436,518</b>	<b>19,481,700</b>	<b>19,119,900</b>	<b>20,645,500</b>	<b>21,607,000</b>

**CITY OF BROKEN ARROW  
FISCAL YEARS 2017 BUDGET & 2018 FINANCIAL PLAN  
CAPITAL OUTLAY  
POLICE SALES TAX FUND  
FUND 44**

	FISCAL YEAR	
	2017	2018
<b>CAPITAL OUTLAY</b>		
POLICE VEHICLES	720,000	600,000
TASERS	36,000	0
HANDHELD RADIOS	25,000	0
COMPUTERS/SOFTWARE	0	100,000
P25 RADIO CONVERSION	0	450,000
SUNGUARD UPGRADE	0	250,000
<b>TOTAL CAPITAL OUTLAY</b>	<u>781,000</u>	<u>1,400,000</u>

**CITY OF BROKEN ARROW  
FISCAL YEARS 2017 BUDGET & 2018 FINANCIAL PLAN  
FIRE SALES TAX FUND  
FUND 45**

**DIVISIONS:**

Fire Suppression

Emergency Medical Services

Fire Prevention

Training

**Description:**

A Special Revenue Fund created for the purpose of funding the staffing of public safety personnel and the acquisition of and replacement of public safety vehicles, equipment, technology and apparatus. The funding will come from one-half of the three tenths of one percent (0.30%) tax effective January 1, 2017 as well as the transfer of 30.7% of General Fund Revenues exclusive of Other Financing Sources. The other half of the tax will be accounted for in the Police Sales Tax Fund (Fund 044) Expenditures prior to Fiscal Year 2017 were recorded in the General Fund and are included for comparison purposes only.

**PURPOSE:**

To protect the life, health, property and the environment of the community by delivering quality fire safety services through the Fire Suppression, Fire Prevention and Emergency Medical Services. These are met through promoting fire safety education to the community; responding promptly to rescues, fires and medical emergencies; and ensuring that Department actions are safe, professional and in harmony with the needs of the community.

**FINANCIAL HIGHLIGHTS**

DESCRIPTION	ACTUAL F/Y 2015	BUDGET F/Y 2016	ESTIMATED ACTUAL F/Y 2016	BUDGET F/Y 2017	FINANCIAL PLAN F/Y 2018
<b>REVENUES:</b>					
Sales Tax	N/A	N/A	N/A	1,056,300	2,175,975
Intergovernmental	N/A	N/A	N/A	880,000	0
Interest	N/A	N/A	N/A	0	0
Miscellaneous	N/A	N/A	N/A	0	0
<b>TOTAL REVENUE</b>	N/A	N/A	N/A	<b>1,936,300</b>	<b>2,175,975</b>
<b>OTHER FINANCING SOURCES</b>					
Transfers In:					
General Fund	N/A	N/A	N/A	17,352,800	17,681,800
<b>TOTAL OTHER FINANCING SOURCES</b>	N/A	N/A	N/A	<b>17,352,800</b>	<b>17,681,800</b>
<b>TOTAL REVENUES AND OTHER SOURCES</b>	N/A	N/A	N/A	<b>19,289,100</b>	<b>19,857,775</b>
<b>BEGINNING FUND BALANCE</b>	N/A	N/A	N/A	<b>0</b>	<b>293,800</b>
<b>TOTAL SOURCES</b>	N/A	N/A	N/A	<b>19,289,100</b>	<b>20,151,575</b>
<b>PERSONAL SERVICES:</b>					
SALARIES & WAGES	10,636,792	11,057,300	11,730,100	11,388,300	11,896,800
EMPLOYEE BENEFITS	3,914,092	4,090,400	4,019,300	4,519,400	4,633,800
<b>TOTAL PERSONAL SERVICES</b>	<b>14,550,884</b>	<b>15,147,700</b>	<b>15,749,400</b>	<b>15,907,700</b>	<b>16,530,600</b>
<b>OTHER SERVICES &amp; CHARGES</b>					
PROF & TECH SERVICES	181,833	266,400	271,800	293,800	296,900
PROPERTY SERVICES	275,329	252,700	318,700	323,500	326,800
OTHER SERVICES	247,367	132,900	146,000	169,500	171,300
<b>TOTAL OTHER SERVICES &amp; CHARGES</b>	<b>704,529</b>	<b>652,000</b>	<b>736,500</b>	<b>786,800</b>	<b>795,000</b>
<b>MATERIALS &amp; SUPPLIES</b>	<b>705,955</b>	<b>650,600</b>	<b>758,300</b>	<b>733,400</b>	<b>741,200</b>
<b>CAPITAL OUTLAY</b>	<b>0</b>	<b>0</b>	<b>0</b>	<b>940,000</b>	<b>790,000</b>
<b>TOTAL</b>	<b>15,961,368</b>	<b>16,450,300</b>	<b>17,244,200</b>	<b>18,367,900</b>	<b>18,856,800</b>
<b>ENDING FUND BALANCE</b>	N/A	N/A	N/A	<b>921,200</b>	<b>1,294,775</b>



**CITY OF BROKEN ARROW  
GENERAL FUND  
FIRE DEPARTMENT  
Fire Division**

ACCOUNT NUMBER/DESCRIPTION	FISCAL YEAR	FISCAL YEAR	FISCAL YEAR	FISCAL YEAR	FISCAL YEAR
	2015 ACTUAL	2016 BUDGET	2016 ESTIMATED ACTUAL	2017 BUDGET	2018 FINANCIAL PLAN
045-3501-422.10-04 REGULAR	6,518,748	6,564,600	6,579,200	6,945,400	7,430,200
045-3501-422.10-05 VARIABLE PAY PROGRAM	0	0	1,200		
045-3501-422.10-08 PART TIME & TEMPORARY	0	0	0	11,600	11,600
045-3501-422.10-11 OVERTIME	511,182	450,000	1,071,500	285,000	286,500
045-3501-422.10-12 FL5A OVERTIME	0	0	0	195,000	196,000
045-3501-422.10-19 INJURY PAY	72,983	0	173,800	0	0
	<u>7,102,913</u>	<u>7,014,600</u>	<u>7,825,700</u>	<u>7,437,000</u>	<u>7,924,300</u>
045-3501-422.20-10 LONGEVITY	119,325	117,900	112,100	122,300	128,000
045-3501-422.20-12 EDUCATION/PERFORMANCE	247,842	236,600	276,900	281,700	283,000
045-3501-422.20-14 PENSION (FIRE)	971,614	942,300	1,019,000	1,013,600	1,079,500
045-3501-422.20-21 SOCIAL SECURITY	114,584	105,800	131,200	122,800	157,900
045-3501-422.20-22 RETIREMENT	10,249	10,200	10,200	10,100	10,100
045-3501-422.20-26 INSURANCE	1,160,858	1,189,500	994,900	1,425,900	1,425,900
045-3501-422.20-41 CELL PHONE ALLOWANCE	1,944	2,300	2,300	1,700	1,700
EMPLOYEE BENEFITS	<u>2,626,416</u>	<u>2,604,600</u>	<u>2,546,600</u>	<u>2,978,100</u>	<u>3,086,100</u>
PERSONAL SERVICES	<u>9,729,329</u>	<u>9,619,200</u>	<u>10,372,300</u>	<u>10,415,100</u>	<u>11,010,400</u>
045-3501-422.30-02 PHYSICAL EXAMS	35,374	34,600	46,000	34,000	34,400
045-3501-422.30-11 REG. FEES & CERTIFICATION	44,645	50,000	50,000	50,700	51,200
045-3501-422.30-85 MEMBERSHIP DUES	9,714	9,500	11,000	11,000	11,100
045-3501-422.30-87 PROFESSIONAL SERVICES	33,674	85,300	100,000	85,300	86,200
PROF & TECH SERVICES	<u>123,407</u>	<u>179,400</u>	<u>207,000</u>	<u>181,000</u>	<u>182,900</u>
045-3501-422.40-07 BUILDING MAINTENANCE	42,951	35,000	69,200	47,700	48,200
045-3501-422.40-20 VEHICLE REPAIR	86,418	50,000	60,000	55,000	55,600
045-3501-422.40-29 OTHER EQUIPMENT REPAIR	6,259	5,000	9,500	4,200	4,300
045-3501-422.40-33 OTHER RENTAL	7,688	6,000	7,500	5,800	5,900
045-3501-422.40-50 RADIO MAINTENANCE-OUTSIDE	9,415	5,000	10,000	4,000	4,000
045-3501-422.40-55 MAINTENANCE SERVICES	6,890	7,700	8,000	43,800	44,200
PROPERTY SERVICES	<u>159,621</u>	<u>108,700</u>	<u>164,200</u>	<u>160,500</u>	<u>162,200</u>
045-3501-422.50-03 TRAVEL & EXPENSES	7,964	7,000	11,500	9,700	9,800
045-3501-422.50-22 TELEPHONE	4,566	6,000	6,000	6,700	6,800
045-3501-422.50-23 OTHER UTILITIES	11,569	11,500	14,000	12,200	12,300
045-3501-422.50-24 UTILITIES (ONG)	25,845	30,000	30,000	32,800	33,200
045-3501-422.50-25 UTILITIES (PSO)	54,556	55,000	55,000	61,600	62,200
045-3501-422.50-54 OUTSIDE DATA SERVICES	5,513	5,000	9,600	25,000	25,300
010-3501-422.50-85 OVERHEAD FEE	120,612	0	0	0	0
010-3501-422.50-89 EMPLOYEE/CITIZEN ACTIVITY	200	0	0	0	0
OTHER SERVICES	<u>230,825</u>	<u>114,500</u>	<u>126,100</u>	<u>148,000</u>	<u>149,600</u>
OTHER SERVICES & CHARGES	<u>513,853</u>	<u>402,600</u>	<u>497,300</u>	<u>489,500</u>	<u>494,700</u>

CITY OF BROKEN ARROW  
GENERAL FUND  
FIRE DEPARTMENT  
Fire Division

ACCOUNT NUMBER/DESCRIPTION	FISCAL YEAR	FISCAL YEAR	FISCAL YEAR	FISCAL YEAR	FISCAL YEAR
	2015 ACTUAL	2016 BUDGET	2016 ESTIMATED ACTUAL	2017 BUDGET	2018 FINANCIAL PLAN
045-3501-422.60-03 OFFICE SUPPLIES	7,849	6,000	8,600	5,500	5,600
045-3501-422.60-10 UNIFORMS	12,629	15,000	20,000	17,600	17,800
045-3501-422.60-11 PROTECTIVE CLOTHING	27,929	13,000	25,000	17,900	18,100
045-3501-422.60-18 BLDG MATERIAL & SUPPLIES	15,699	15,000	18,000	13,700	13,800
045-3501-422.60-19 TIRES & TUBES	22,969	11,000	38,000	11,500	11,600
045-3501-422.60-20 VEHICLE REPAIR PARTS	123,447	55,000	110,000	68,700	69,400
045-3501-422.60-21 FUEL & LUBRICANTS	97,867	57,500	57,500	65,000	65,700
045-3501-422.60-22 HAZMAT TREATMENT MATERIAL	4,968	6,000	6,000	6,300	6,400
045-3501-422.60-23 MATERIAL & SUPPLIES	32,824	25,200	36,000	29,400	29,700
045-3501-422.60-24 OTHER EQUIPMENT	24,105	30,000	42,000	30,000	30,300
045-3501-422.60-27 CONCRETE & AGGREGATE	0	3,000	3,000	3,000	3,100
045-3501-422.60-28 BOOKS, MAGS, & SUBSCRIPT.	650	500	1,000	600	600
045-3501-422.60-30 JANITORIAL SUPPLIES	12,432	16,000	16,000	16,000	16,200
045-3501-422.60-31 OTHER EQUIP PARTS/MAINT	11,760	11,000	11,800	8,300	8,400
045-3501-422.60-50 RADIO MAINTENANCE	4,133	6,000	8,000	5,300	5,400
010-3501-422.60-70 BEAUTIFICATION	0	0	0	0	0
MATERIALS & SUPPLIES	<u>399,261</u>	<u>270,200</u>	<u>400,900</u>	<u>298,800</u>	<u>302,100</u>
FIRE	<u>10,642,443</u>	<u>10,292,000</u>	<u>11,270,500</u>	<u>11,203,400</u>	<u>11,807,200</u>

**CITY OF BROKEN ARROW  
GENERAL FUND  
FIRE DEPARTMENT  
Emergency Medical Service Division**

ACCOUNT NUMBER/DESCRIPTION	FISCAL YEAR	FISCAL YEAR	FISCAL YEAR	FISCAL YEAR	FISCAL YEAR
	2015 ACTUAL	2016 BUDGET	2016 ESTIMATED ACTUAL	2017 BUDGET	2018 FINANCIAL PLAN
045-3502-422.10-04 REGULAR	2,559,888	3,103,500	2,974,200	3,045,400	3,060,600
045-3502-422.10-11 OVERTIME	166,229	150,000	204,900	95,000	96,900
010-3502-422.10-19 INJURY PAY	76,706	0	36,600	0	0
SALARIES AND WAGES	<u>2,802,823</u>	<u>3,253,500</u>	<u>3,215,700</u>	<u>3,140,400</u>	<u>3,157,500</u>
045-3502-422.20-10 LONGEVITY	31,750	33,800	31,200	36,100	36,800
045-3502-422.20-12 EDUCATION/PERFORMANCE	83,101	94,500	88,000	89,400	91,200
045-3502-422.20-14 PENSION (FIRE)	396,053	449,400	451,000	443,800	446,000
045-3502-422.20-21 SOCIAL SECURITY	40,988	46,500	47,000	45,600	45,800
045-3502-422.20-22 RETIREMENT	0	2,100	0	0	0
045-3502-422.20-26 INSURANCE	507,818	583,400	614,900	628,400	628,400
045-3502-422.20-41 CELL PHONE ALLOWANCE	554	600	600	600	600
EMPLOYEE BENEFITS	<u>1,060,264</u>	<u>1,210,300</u>	<u>1,232,700</u>	<u>1,243,900</u>	<u>1,248,800</u>
PERSONAL SERVICES	<u>3,863,087</u>	<u>4,463,800</u>	<u>4,448,400</u>	<u>4,384,300</u>	<u>4,406,300</u>
045-3502-422.30-02 PHYSICAL EXAMS	0	13,200	6,600	16,000	16,200
045-3502-422.30-11 REG. FEES & CERTIFICATION	5,386	6,000	6,000	7,000	7,100
045-3502-422.30-84 MEDICAL VACCINATION	0	0	0	0	0
045-3502-422.30-85 MEMBERSHIP DUES	45	200	200	1,000	1,000
045-3502-422.30-87 PROFESSIONAL SERVICES	46,374	46,200	40,000	65,000	65,700
PROF & TECH SERVICES	<u>51,805</u>	<u>65,600</u>	<u>52,800</u>	<u>89,000</u>	<u>90,000</u>
045-3502-422.40-20 VEHICLE REPAIR	11,378	1,000	12,000	15,000	15,200
045-3502-422.40-28 MISC. CONTRACT SERVICES	76,227	100,000	100,000	100,000	101,000
045-3502-422.40-29 OTHER EQUIPMENT REPAIR	433	4,000	4,000	4,000	4,000
045-3502-422.40-50 RADIO MAINTENANCE-OUTSIDE	0	500	500	500	500
045-3502-422.40-55 MAINTENANCE SERVICES	22,918	35,000	35,000	40,000	40,400
PROPERTY SERVICES	<u>110,956</u>	<u>140,500</u>	<u>151,500</u>	<u>159,500</u>	<u>161,100</u>
045-3502-422.50-03 TRAVEL & EXPENSES	2,004	5,000	5,000	7,500	7,600
010-3502-422.50-54 OUTSIDE DATA SERVICES	9,411	7,400	7,400	0	0
OTHER SERVICES	<u>11,415</u>	<u>12,400</u>	<u>12,400</u>	<u>7,500</u>	<u>7,600</u>
OTHER SERVICES & CHARGES	<u>174,176</u>	<u>218,500</u>	<u>216,700</u>	<u>256,000</u>	<u>258,700</u>

**CITY OF BROKEN ARROW  
GENERAL FUND  
FIRE DEPARTMENT  
Emergency Medical Service Division**

ACCOUNT NUMBER/DESCRIPTION	FISCAL YEAR 2015 ACTUAL	FISCAL YEAR 2016 BUDGET	FISCAL YEAR 2016 ESTIMATED ACTUAL	FISCAL YEAR 2017 BUDGET	FISCAL YEAR 2018 FINANCIAL PLAN
045-3502-422.60-03 OFFICE SUPPLIES	2,089	3,200	3,200	3,500	3,500
045-3502-422.60-11 PROTECTIVE CLOTHING	0	500	500	500	500
045-3502-422.60-19 TIRES & TUBES	2,014	11,000	11,000	13,000	13,100
045-3502-422.60-20 VEHICLE REPAIR PARTS	31,170	45,000	45,000	55,000	55,600
045-3502-422.60-21 FUEL & LUBRICANTS	31,544	57,500	35,000	54,700	55,300
045-3502-422.60-23 MATERIAL & SUPPLIES	191,381	180,000	195,000	220,000	222,200
045-3502-422.60-24 OTHER EQUIPMENT	15,822	21,400	21,400	25,000	25,300
045-3502-422.60-28 BOOKS, MAGS, & SUBSCRIPT.	44	800	800	800	800
045-3502-422.60-31 OTHER EQUIP PARTS/MAINT	3,745	4,000	4,000	4,000	4,100
045-3502-422.60-50 RADIO MAINTENANCE	77	500	500	500	500
<b>MATERIAL &amp; SUPPLIES</b>	<b>277,886</b>	<b>323,900</b>	<b>316,400</b>	<b>377,000</b>	<b>380,900</b>
<b>EMERGENCY MEDICAL SERVICE</b>	<b>4,315,149</b>	<b>5,006,200</b>	<b>4,981,500</b>	<b>5,017,300</b>	<b>5,045,900</b>

**CITY OF BROKEN ARROW  
GENERAL FUND  
FIRE DEPARTMENT  
Training Division**

ACCOUNT NUMBER/DESCRIPTION	FISCAL YEAR	FISCAL YEAR	FISCAL YEAR	FISCAL YEAR	FISCAL YEAR
	2015 ACTUAL	2016 BUDGET	2016 ESTIMATED ACTUAL	2017 BUDGET	2018 FINANCIAL PLAN
045-3503-422.10-04 REGULAR	279,367	273,800	237,600	252,400	253,700
045-3503-422.10-11 OVERTIME	1,385	1,500	800	1,500	1,500
045-3503-422.10-19 INJURY PAY	2,178	0	1,300	0	0
<b>SALARIES AND WAGES</b>	<b>282,930</b>	<b>275,300</b>	<b>239,700</b>	<b>253,900</b>	<b>255,200</b>
045-3503-422.20-10 LONGEVITY	5,150	5,300	5,300	3,200	3,300
045-3503-422.20-12 EDUCATION/PERFORMANCE	6,057	5,700	3,900	6,600	6,700
045-3503-422.20-14 PENSION (FIRE)	42,009	40,700	34,900	37,100	37,300
045-3503-422.20-21 SOCIAL SECURITY	4,190	4,100	3,600	3,900	3,900
045-3503-422.20-26 INSURANCE	39,377	37,900	30,500	36,000	36,000
045-3503-422.20-41 CELL PHONE ALLOWANCE	1,109	1,200	1,200	600	600
<b>EMPLOYEE BENEFITS</b>	<b>97,892</b>	<b>94,900</b>	<b>79,400</b>	<b>87,400</b>	<b>87,800</b>
<b>PERSONAL SERVICES</b>	<b>380,822</b>	<b>370,200</b>	<b>319,100</b>	<b>341,300</b>	<b>343,000</b>
045-3503-422.30-11 REG. FEES & CERTIFICATION	4,360	12,000	2,000	7,500	7,600
045-3503-422.30-85 MEMBERSHIP DUES	100	500	500	300	300
045-3503-422.30-87 PROFESSIONAL SERVICES	296	2,000	6,000	3,000	3,000
<b>PROF &amp; TECH SERVICES</b>	<b>4,756</b>	<b>14,500</b>	<b>8,500</b>	<b>10,800</b>	<b>10,900</b>
045-3503-422.40-20 VEHICLE REPAIR	4,752	2,000	2,000	2,000	2,000
<b>PROPERTY SERVICES</b>	<b>4,752</b>	<b>2,000</b>	<b>2,000</b>	<b>2,000</b>	<b>2,000</b>
045-3503-422.50-03 TRAVEL & EXPENSES	0	1,000	1,000	4,000	4,000
<b>OTHER SERVICES</b>	<b>0</b>	<b>1,000</b>	<b>1,000</b>	<b>4,000</b>	<b>4,000</b>
<b>OTHER SERVICES &amp; CHARGES</b>	<b>9,508</b>	<b>17,500</b>	<b>11,500</b>	<b>16,800</b>	<b>16,900</b>
045-3503-422.60-03 OFFICE SUPPLIES	473	2,400	2,400	2,400	2,400
045-3503-422.60-19 TIRES & TUBES	1,833	1,300	1,300	1,300	1,300
045-3503-422.60-20 VEHICLE REPAIR PARTS	472	1,000	3,000	1,000	1,000
045-3503-422.60-21 FUEL & LUBRICANTS	4,961	6,100	2,800	4,600	4,600
045-3503-422.60-23 MATERIAL & SUPPLIES	1,717	3,500	5,000	4,000	4,000
045-3503-422.60-24 OTHER EQUIPMENT	565	0	500	1,000	1,000
045-3503-422.60-28 BOOKS, MAGS, & SUBSCRIPT.	2,015	4,000	4,000	4,000	4,000
045-3503-422.60-50 RADIO MAINTENANCE	0	500	500	300	300
<b>MATERIAL &amp; SUPPLIES</b>	<b>12,036</b>	<b>18,800</b>	<b>19,500</b>	<b>18,600</b>	<b>18,600</b>
<b>TRAINING</b>	<b>402,366</b>	<b>406,500</b>	<b>350,100</b>	<b>376,700</b>	<b>378,500</b>

**CITY OF BROKEN ARROW  
GENERAL FUND  
FIRE DEPARTMENT  
Fire Prevention Division**

ACCOUNT NUMBER/DESCRIPTION	FISCAL YEAR	FISCAL YEAR	FISCAL YEAR	FISCAL YEAR	FISCAL YEAR
	2015 ACTUAL	2016 BUDGET	2016 ESTIMATED ACTUAL	2017 BUDGET	2018 FINANCIAL PLAN
045-3504-422.10-04 REGULAR	417,784	470,500	410,300	513,200	515,800
045-3504-422.10-08 PART TIME & TEMPORARY	13,467	13,400	15,000	13,800	13,800
045-3504-422.10-11 OVERTIME	9,072	30,000	20,000	30,000	30,200
045-3504-422.10-19 INJURY PAY	7,803	0	3,700	0	0
<b>SALARIES AND WAGES</b>	<b>448,126</b>	<b>513,900</b>	<b>449,000</b>	<b>557,000</b>	<b>559,800</b>
045-3504-422.20-10 LONGEVITY	8,683	8,000	11,200	11,600	11,800
045-3504-422.20-12 EDUCATION/PERFORMANCE	9,540	12,000	11,300	14,400	14,700
045-3504-422.20-14 PENSION (FIRE)	50,697	62,500	56,000	69,400	69,800
045-3504-422.20-21 SOCIAL SECURITY	7,056	9,000	9,300	11,500	11,600
045-3504-422.20-22 RETIREMENT	4,379	4,400	4,500	4,400	4,500
045-3504-422.20-26 INSURANCE	49,075	84,100	67,700	98,100	98,100
045-3504-422.20-41 CELL PHONE ALLOWANCE	90	600	600	600	600
<b>EMPLOYEE BENEFITS</b>	<b>129,520</b>	<b>180,600</b>	<b>160,600</b>	<b>210,000</b>	<b>211,100</b>
<b>PERSONAL SERVICES</b>	<b>577,646</b>	<b>694,500</b>	<b>609,600</b>	<b>767,000</b>	<b>770,900</b>
045-3504-422.30-11 REG. FEES & CERTIFICATION	1,190	5,900	3,000	12,000	12,100
045-3504-422.30-85 MEMBERSHIP DUES	675	1,000	500	1,000	1,000
<b>PROF &amp; TECH SERVICES</b>	<b>1,865</b>	<b>6,900</b>	<b>3,500</b>	<b>13,000</b>	<b>13,100</b>
045-3504-422.40-20 VEHICLE REPAIR	0	1,500	1,000	1,500	1,500
<b>PROPERTY SERVICES</b>	<b>0</b>	<b>1,500</b>	<b>1,000</b>	<b>1,500</b>	<b>1,500</b>
045-3504-422.50-03 TRAVEL & EXPENSES	5,127	5,000	6,500	10,000	10,100
<b>OTHER SERVICES</b>	<b>5,127</b>	<b>5,000</b>	<b>6,500</b>	<b>10,000</b>	<b>10,100</b>
<b>OTHER SERVICES &amp; CHARGES</b>	<b>6,992</b>	<b>13,400</b>	<b>11,000</b>	<b>24,500</b>	<b>24,700</b>

CITY OF BROKEN ARROW  
GENERAL FUND  
FIRE DEPARTMENT  
Fire Prevention Division

ACCOUNT NUMBER/DESCRIPTION	FISCAL YEAR 2015 ACTUAL	FISCAL YEAR 2016 BUDGET	FISCAL YEAR 2016 ESTIMATED ACTUAL	FISCAL YEAR 2017 BUDGET	FISCAL YEAR 2018 FINANCIAL PLAN
045-3504-422.60-03 OFFICE SUPPLIES	353	1,500	1,000	1,800	1,800
045-3504-422.60-10 UNIFORMS	146	1,000	1,000	1,500	1,500
045-3504-422.60-11 PROTECTIVE CLOTHING	2,164	5,000	3,000	5,000	5,000
045-3504-422.60-19 TIRES & TUBES	0	3,200	1,000	3,200	3,300
045-3504-422.60-20 VEHICLE REPAIR PARTS	1,371	3,500	1,000	3,500	3,600
045-3504-422.60-21 FUEL & LUBRICANTS	1,023	2,100	1,000	1,800	1,800
045-3504-422.60-23 MATERIAL & SUPPLIES	3,410	6,000	6,000	6,000	6,100
045-3504-422.60-24 OTHER EQUIPMENT	5,921	5,500	1,500	7,900	8,100
045-3504-422.60-28 BOOKS, MAGS, & SUBSCRIPT.	1,648	5,300	3,500	5,300	5,400
045-3504-422.60-32 AMMUNITION, TARGETS/SUPPL	736	3,600	2,000	2,000	2,000
045-3504-422.60-50 RADIO MAINTENANCE	0	1,000	500	1,000	1,000
MATERIAL & SUPPLIES	<u>16,772</u>	<u>37,700</u>	<u>21,500</u>	<u>39,000</u>	<u>39,600</u>
 FIRE PREVENTION	 <u>601,410</u>	 <u>745,600</u>	 <u>642,100</u>	 <u>830,500</u>	 <u>835,200</u>
 FIRE	 <u>15,961,368</u>	 <u>16,450,300</u>	 <u>17,244,200</u>	 <u>17,427,900</u>	 <u>18,066,800</u>

**CITY OF BROKEN ARROW  
 FISCAL YEARS 2017 BUDGET & 2018 FINANCIAL PLAN  
 CAPITAL OUTLAY  
 FIRE SALES TAX FUND  
 FUND 45**

	FISCAL YEAR	
	2017	2018
<b>CAPITAL OUTLAY</b>		
CONSTRUCTION:		
FIRE STATION #3 REPLACEMENT	625,000	0
EMERGENCY EQUIPMENT		
SQUAD 2	225,000	0
QUINT	0	700,000
MOTOR VEHICLES		
STAFF VEHICLES	90,000	90,000
<b>TOTAL CAPITAL OUTLAY</b>	<b>940,000</b>	<b>790,000</b>



**CITY OF BROKEN ARROW**  
**FISCAL YEARS 2017 BUDGET & 2018 FINANCIAL PLAN**  
**1994 BOND ISSUE**  
**FUND 55**

**Description:**

A Capital Project Fund which accounts for funds from bond issue proceeds approved by the citizens of the City in an election in October 1993. These proceeds are designed to provide for a revolving loan program for industrial development purposes (façade program). A vote redefining the use of these proceeds to be for the purpose of securing and developing industry in the downtown area of the City as determined by the City Council was approved by the citizens of the City in an election held August 11, 2009.

DESCRIPTION	ACTUAL F/Y 2015	BUDGET F/Y 2016	ESTIMATED ACTUAL F/Y 2016	BUDGET F/Y 2017	FINANCIAL PLAN F/Y 2018
<b>REVENUES -</b>					
Interest	906	1,000	1,000	1,000	1,000
Miscellaneous	3,289	3,000	3,300	3,000	3,000
<b>TOTAL REVENUES</b>	<b>4,195</b>	<b>4,000</b>	<b>4,300</b>	<b>4,000</b>	<b>4,000</b>
<b>BEGINNING FUND BALANCE</b>	<b>175,991</b>	<b>180,140</b>	<b>180,140</b>	<b>184,340</b>	<b>173,240</b>
<b>TOTAL SOURCES</b>	<b>180,186</b>	<b>184,140</b>	<b>184,440</b>	<b>188,340</b>	<b>177,240</b>
<b>EXPENDITURES -</b>					
Other Services and Charges	46	100	100	100	100
Capital Outlay	0	15,000	0	15,000	15,000
<b>TOTAL EXPENDITURES</b>	<b>46</b>	<b>15,100</b>	<b>100</b>	<b>15,100</b>	<b>15,100</b>
<b>ENDING FUND BALANCE</b>	<b>180,140</b>	<b>169,040</b>	<b>184,340</b>	<b>173,240</b>	<b>162,140</b>

**CITY OF BROKEN ARROW**  
**FISCAL YEARS 2017 BUDGET & 2018 FINANCIAL PLAN**  
**2008 BOND ISSUE**  
**FUND 59**

**Description:**

A Capital Project Fund which accounts for the expenditures of bond proceeds received by the City in Fiscal Years 2009, 2010, 2011 and 2012. These bonds were approved by a vote of the citizens of the City in December 2008. These proceeds were voted to provide funds for various street, public safety, parks and stormwater improvements.

DESCRIPTION	ACTUAL F/Y 2015	BUDGET F/Y 2016	ESTIMATED ACTUAL F/Y 2016	BUDGET F/Y 2017	FINANCIAL PLAN F/Y 2018
<b>REVENUES -</b>					
Interest	6,600	6,600	5,500	6,600	0
<b>OTHER FINANCING SOURCES -</b>					
General Obligation Bond Proceeds	0	0	0	0	0
<b>TOTAL REVENUES &amp; OTHER SOURCES</b>	<b>6,600</b>	<b>6,600</b>	<b>5,500</b>	<b>6,600</b>	<b>0</b>
<b>BEGINNING FUND BALANCE -</b>					
Reserved for Capital Projects	4,388,649	2,861,582	2,861,582	2,448,900	0
<b>TOTAL SOURCES</b>	<b>4,395,249</b>	<b>2,868,182</b>	<b>2,867,082</b>	<b>2,455,500</b>	<b>0</b>
<b>EXPENDITURES -</b>					
Capital projects	1,533,667	2,812,249	418,182	2,455,500	0
<b>TOTAL EXPENDITURES AND OTHER USES</b>	<b>1,533,667</b>	<b>2,812,249</b>	<b>418,182</b>	<b>2,455,500</b>	<b>0</b>
<b>ENDING FUND BALANCE -</b>					
Reserved for Capital Projects	2,861,582	55,933	2,448,900	0	0

**CITY OF BROKEN ARROW  
 FISCAL YEARS 2017 BUDGET & 2018 FINANCIAL PLAN  
 CAPITAL OUTLAY  
 2008 BOND ISSUE  
 FUND 59**

	FISCAL YEAR	
	2017	2018
<b>CAPITAL OUTLAY</b>		
<b>STREETS</b>		
CONSTRUCTION		
OLD TOWN STREETS	241,300	0
HILSIDE DRIVE	209,000	0
<b>TOTAL STREETS</b>	<b>450,300</b>	<b>0</b>
<b>PARKS</b>		
MISCELLANEOUS CAPITAL OUTLAY		
PARK LAND	2,005,200	0
<b>TOTAL PARKS</b>	<b>2,005,200</b>	<b>0</b>
<b>TOTAL CAPITAL OUTLAY</b>	<b>2,455,500</b>	<b>0</b>

**CITY OF BROKEN ARROW**  
**FISCAL YEARS 2017 BUDGET & 2018 FINANCIAL PLAN**  
**WORKERS COMPENSATION**  
**FUND 60**

**Description:**

An Internal Services Fund which receives monies through charges to the General Fund and the Broken Arrow Municipal Authority for reimbursement of expenses paid for worker's compensation claims.

DESCRIPTION	ACTUAL F/Y 2015	BUDGET F/Y 2016	ESTIMATED ACTUAL F/Y 2016	BUDGET F/Y 2017	FINANCIAL PLAN F/Y 2018
<b>REVENUES:</b>					
Charges for Services	1,330,008	1,100,000	1,100,000	1,100,000	1,100,000
Interest	592	400	1,000	1,000	1,000
Miscellaneous	20,070	0	55,000	0	0
<b>TOTAL REVENUE</b>	<b>1,350,670</b>	<b>1,100,400</b>	<b>1,156,000</b>	<b>1,101,000</b>	<b>1,101,000</b>
<b>BEGINNING FUND BALANCE</b>	<b>1,371,681</b>	<b>1,610,040</b>	<b>1,610,440</b>	<b>1,676,240</b>	<b>1,677,240</b>
<b>TOTAL SOURCES</b>	<b>2,722,351</b>	<b>2,710,440</b>	<b>2,766,440</b>	<b>2,777,240</b>	<b>2,778,240</b>
<b>EXPENDITURES:</b>					
OTHER SERVICES & CHARGES -					
Claims	1,112,311	1,100,000	1,090,200	1,100,000	1,100,000
<b>TOTAL EXPENDITURES</b>	<b>1,112,311</b>	<b>1,100,000</b>	<b>1,090,200</b>	<b>1,100,000</b>	<b>1,100,000</b>
<b>ENDING FUND BALANCE</b>	<b>1,610,040</b>	<b>1,610,440</b>	<b>1,676,240</b>	<b>1,677,240</b>	<b>1,678,240</b>

**CITY OF BROKEN ARROW**  
**FISCAL YEARS 2017 BUDGET & 2018 FINANCIAL PLAN**  
**GROUP HEALTH & LIFE FUND**  
**FUND 61**

**Description:**

The Group Health and Life Fund accounts for charges to the operating funds of the City used to pay the expenses of the City's shared risk group health and life insurance plans.

DESCRIPTION	ACTUAL F/Y 2015	BUDGET F/Y 2016	ESTIMATED ACTUAL F/Y 2016	BUDGET F/Y 2017	FINANCIAL PLAN F/Y 2018
<b>REVENUES -</b>					
Charges for Services	7,039,756	8,225,100	8,195,100	8,297,200	8,629,100
Interest	135	100	400	200	200
<b>TOTAL REVENUE</b>	<b>7,039,891</b>	<b>8,225,200</b>	<b>8,195,500</b>	<b>8,297,400</b>	<b>8,629,300</b>
<b>BEGINNING FUND BALANCE</b>	<b>5,623</b>	<b>143,423</b>	<b>143,423</b>	<b>1,928,123</b>	<b>2,725,523</b>
<b>TOTAL SOURCES</b>	<b>7,045,514</b>	<b>8,368,623</b>	<b>8,338,923</b>	<b>10,225,523</b>	<b>11,354,823</b>
<b>EXPENDITURES -</b>					
OTHER SERVICES & CHARGES -					
Claims	6,902,091	7,400,000	6,410,800	7,500,000	7,750,000
<b>TOTAL EXPENDITURES</b>	<b>6,902,091</b>	<b>7,400,000</b>	<b>6,410,800</b>	<b>7,500,000</b>	<b>7,750,000</b>
<b>ENDING FUND BALANCE</b>	<b>143,423</b>	<b>968,623</b>	<b>1,928,123</b>	<b>2,725,523</b>	<b>3,604,823</b>

**CITY OF BROKEN ARROW**  
**FISCAL YEARS 2017 BUDGET & 2018 FINANCIAL PLAN**  
**DEBT SERVICE FUND**  
**FUND 70**

**Description:**

The Debt Service Fund accounts for the principal, interest and fiscal agent fees associated with the general obligation debt approved in elections by the citizens of Broken Arrow. This fund also accounts for principal and interest payments on court-assessed judgments.

DESCRIPTION	ACTUAL F/Y 2015	BUDGET F/Y 2016	ESTIMATED ACTUAL F/Y 2016	BUDGET F/Y 2017	FINANCIAL PLAN F/Y 2018
<b>REVENUES:</b>					
Advalorem Taxes	12,729,547	14,265,000	14,500,000	14,889,000	14,535,000
<b>Total Advalorem Taxes</b>	<b>12,729,547</b>	<b>14,265,000</b>	<b>14,500,000</b>	<b>14,889,000</b>	<b>14,535,000</b>
Interest	135,066	175,000	175,000	175,000	175,000
<b>OTHER FINANCING SOURCES</b>					
Premium on Bonds Sold	216,471	0	216,500	0	0
<b>TOTAL REVENUES &amp; SOURCES</b>	<b>13,081,084</b>	<b>14,440,000</b>	<b>14,891,500</b>	<b>15,064,000</b>	<b>14,710,000</b>
<b>BEGINNING FUND BALANCE -     Reserved for Debt Service</b>	<b>10,921,544</b>	<b>11,337,076</b>	<b>11,337,076</b>	<b>12,428,401</b>	<b>13,137,301</b>
<b>TOTAL SOURCES</b>	<b>24,002,628</b>	<b>25,777,076</b>	<b>26,228,576</b>	<b>27,492,401</b>	<b>27,847,301</b>
<b>EXPENDITURES:</b>					
General Obligation Bonds					
Principal	8,725,000	9,500,000	9,500,000	9,955,000	10,195,000
Interest	3,123,377	3,400,000	3,394,700	3,686,600	3,108,600
Judgments					
Principal	607,802	1,000,000	700,000	500,000	500,000
Interest	64,232	130,000	65,000	26,700	26,700
Fiscal Agent Fees	10,075	10,700	10,475	11,800	11,700
<b>TOTAL EXPENDITURES</b>	<b>12,530,486</b>	<b>14,040,700</b>	<b>13,670,175</b>	<b>14,180,100</b>	<b>13,842,000</b>
<b>OTHER FINANCING USES -     Transfers Out</b>	<b>135,066</b>	<b>175,000</b>	<b>130,000</b>	<b>175,000</b>	<b>175,000</b>
<b>ENDING FUND BALANCE -     Reserved for Debt Service</b>	<b>11,337,076</b>	<b>11,561,376</b>	<b>12,428,401</b>	<b>13,137,301</b>	<b>13,830,301</b>
<b>MILLAGE RATE</b>	<b>17.32</b>	<b>17.10</b>	<b>17.10</b>		

**CITY OF BROKEN ARROW**  
**FISCAL YEARS 2017 BUDGET & 2018 FINANCIAL PLAN**  
**DEBT SERVICE FUND**  
**FUND 70**

DESCRIPTION	ACTUAL F/Y 2015	BUDGET F/Y 2016	ESTIMATED ACTUAL F/Y 2016	BUDGET F/Y 2017	FINANCIAL PLAN F/Y 2018
<b>EXPENDITURES:</b>					
<b>General Obligation Bonds Principal:</b>					
2001A General Obligation Bonds	520,000	560,000	560,000	0	0
2001B General Obligation Bonds	675,000	675,000	675,000	725,000	0
2002 General Obligation Bonds	290,000	290,000	290,000	290,000	305,000
2003 General Obligation Bonds	550,000	550,000	550,000	550,000	550,000
2004 General Obligation Bonds	715,000	715,000	715,000	715,000	715,000
2005 General Obligation Bonds	610,000	610,000	610,000	610,000	610,000
2006 General Obligation Bonds	850,000	850,000	850,000	850,000	850,000
2008 General Obligation Bonds	760,000	760,000	760,000	760,000	760,000
2009B General Obligation Bonds	810,000	810,000	810,000	810,000	810,000
2009C General Obligation Bonds	230,000	230,000	230,000	230,000	230,000
2009D General Obligation Bonds	455,000	455,000	455,000	455,000	455,000
2010A General Obligation Bonds	215,000	215,000	555,000	215,000	215,000
2010B General Obligation Bonds	555,000	555,000	215,000	555,000	555,000
2011A General Obligation Bonds	260,000	260,000	260,000	260,000	260,000
2011B General Obligation Bonds	600,000	600,000	600,000	600,000	600,000
2012 General Obligation Bonds	630,000	630,000	630,000	630,000	630,000
2013A General Obligation Bonds	0	410,000	410,000	410,000	410,000
2013B General Obligation Bonds	0	325,000	325,000	325,000	325,000
2014A General Obligation Bonds	0	0	0	615,000	615,000
2014B General Obligation Bonds	0	0	0	350,000	350,000
2016A General Obligation Bonds	0	0	0	0	605,000
2016B General Obligation Bonds	0	0	0	0	345,000
<b>Total Principal</b>	<b>8,725,000</b>	<b>9,500,000</b>	<b>9,500,000</b>	<b>9,955,000</b>	<b>10,195,000</b>

**CITY OF BROKEN ARROW**  
**FISCAL YEARS 2017 BUDGET & 2018 FINANCIAL PLAN**  
**DEBT SERVICE FUND**  
**FUND 70**

DESCRIPTION	ACTUAL F/Y 2015	BUDGET F/Y 2016	ESTIMATED ACTUAL F/Y 2016	BUDGET F/Y 2017	FINANCIAL PLAN F/Y 2018
<b>General Obligation Bonds Interest:</b>					
2001A General Obligation Bonds	50,520	0	0	0	0
2001B General Obligation Bonds	113,244	40,000	50,500	17,300	0
2002 General Obligation Bonds	55,317	30,000	31,700	25,600	13,300
2003 General Obligation Bonds	116,500	70,000	76,700	55,700	34,000
2004 General Obligation Bonds	196,822	135,000	142,200	112,700	82,300
2005 General Obligation Bonds	195,095	165,000	146,000	133,500	120,900
2006 General Obligation Bonds	315,050	235,000	241,800	204,600	168,500
2008 General Obligation Bonds	336,537	275,000	277,700	239,700	207,400
2009B General Obligation Bonds	309,338	265,000	264,800	242,600	218,300
2009C General Obligation Bonds	85,115	75,000	73,700	70,500	67,100
2009D General Obligation Bonds	169,134	155,000	146,400	140,200	133,400
2010A General Obligation Bonds	38,581	30,000	31,400	26,800	21,500
2010B General Obligation Bonds	312,278	290,000	284,400	272,200	258,400
2011A General Obligation Bonds	151,585	145,000	141,200	136,000	130,800
2011B General Obligation Bonds	346,163	320,000	322,200	310,200	298,200
2012 General Obligation Bonds	404,167	240,000	232,500	209,600	192,300
2013A General Obligation Bonds	0	70,000	61,800	57,700	53,600
2013B General Obligation Bonds	0	140,000	167,000	161,000	155,000
2014A General Obligation Bonds	0	600,000	590,000	378,000	353,100
2014B General Obligation Bonds	0	120,000	112,700	71,700	64,700
2016A General Obligation Bonds	0	0	0	521,000	341,300
2016B General Obligation Bonds	0	0	0	300,000	194,500
<b>Total Interest</b>	<b>3,195,446</b>	<b>3,400,000</b>	<b>3,394,700</b>	<b>3,686,600</b>	<b>3,108,600</b>



**CITY OF BROKEN ARROW**  
**FISCAL YEARS 2017 BUDGET & 2018 FINANCIAL PLAN**  
**DEBT SERVICE FUND**  
**FUND 70**

DESCRIPTION	ACTUAL F/Y 2015	BUDGET F/Y 2016	ESTIMATED ACTUAL F/Y 2016	BUDGET F/Y 2017	FINANCIAL PLAN F/Y 2018
<b>EXPENDITURES:</b>					
<b>General Obligation Fiscal Agent Fees</b>					
2001A General Obligation Bonds	400	200	200	0	0
2001B General Obligation Bonds	400	400	400	400	400
2002 General Obligation Bonds	450	500	450	500	500
2003 General Obligation Bonds	450	500	450	500	500
2004 General Obligation Bonds	500	500	500	500	500
2005 General Obligation Bonds	600	600	600	600	600
2006 General Obligation Bonds	650	600	650	700	600
2008 General Obligation Bonds	600	600	600	600	600
2009B General Obligation Bonds	600	600	600	600	600
2009C General Obligation Bonds	450	500	450	500	500
2009D General Obligation Bonds	550	600	550	600	600
2010A General Obligation Bonds	375	400	375	400	400
2010B General Obligation Bonds	600	600	600	600	600
2011A General Obligation Bonds	450	500	450	500	500
2011B General Obligation Bonds	600	600	600	600	600
2012 General Obligation Bonds	600	600	600	600	600
2013A General Obligation Bonds	600	600	600	600	600
2013B General Obligation Bonds	600	600	600	600	600
2014A General Obligation Bonds	300	600	600	600	600
2014B General Obligation Bonds	300	600	600	600	600
2016A General Obligation Bonds	0	0	0	600	600
2016B General Obligation Bonds	0	0	0	600	600
<b>Total Fiscal Agent Fees</b>	<b>10,075</b>	<b>10,700</b>	<b>10,475</b>	<b>11,800</b>	<b>11,700</b>

**CITY OF BROKEN ARROW**  
**FISCAL YEARS 2017 BUDGET & 2018 FINANCIAL PLAN**  
**BROKEN ARROW ECONOMIC DEVELOPMENT AUTHORITY**  
**FUND 87**

**Description:**

A Public Trust created to promote and encourage development of industry and commerce and other related activities on behalf of the City. The City Council serves as Trustees for the Authority.

DESCRIPTION	ACTUAL F/Y 2015	BUDGET F/Y 2016	ESTIMATED ACTUAL F/Y 2016	BUDGET F/Y 2017	FINANCIAL PLAN F/Y 2018
<b>REVENUES :</b>					
Intergovernmental	0	550,000	0	0	0
Interest	17,532	400	400	400	400
Miscellaneous (TIF Income)	1,077,705	0	870,000	870,000	870,000
<b>TOTAL REVENUES</b>	<b>1,095,237</b>	<b>550,400</b>	<b>870,400</b>	<b>870,400</b>	<b>870,400</b>
<b>Other Financing Sources:</b>					
Transfers In	1,545,000	1,160,000	1,160,000	1,160,000	1,160,000
<b>TOTAL REVENUES &amp; OTHER SOURCES</b>	<b>2,640,237</b>	<b>1,710,400</b>	<b>2,030,400</b>	<b>2,030,400</b>	<b>2,030,400</b>
<b>BEGINNING FUND BALANCE:</b>					
Reserved Fund Balances					
Reserved for Debt Service	0	0	0	0	0
Reserved for Other Purposes	(4,438,978)	(3,968,753)	(3,968,753)	(3,378,153)	(3,309,053)
<b>Total Reserved Fund Balances</b>	<b>(4,438,978)</b>	<b>(3,968,753)</b>	<b>(3,968,753)</b>	<b>(3,378,153)</b>	<b>(3,309,053)</b>
<b>Unreserved Fund Balance</b>	<b>0</b>	<b>0</b>	<b>0</b>	<b>0</b>	<b>0</b>
<b>TOTAL FUND BALANCE</b>	<b>(4,438,978)</b>	<b>(3,968,753)</b>	<b>(3,968,753)</b>	<b>(3,378,153)</b>	<b>(3,309,053)</b>
<b>TOTAL SOURCES</b>	<b>(1,798,741)</b>	<b>(2,258,353)</b>	<b>(1,938,353)</b>	<b>(1,347,753)</b>	<b>(1,278,653)</b>
<b>EXPENDITURES -</b>					
Other Services and Charges	1,932,817	1,160,000	1,220,000	1,300,000	1,300,000
Capital Outlay	0	0	0	0	0
Debt Service	237,195	661,300	219,800	661,300	670,200
<b>TOTAL EXPENDITURES</b>	<b>2,170,012</b>	<b>1,821,300</b>	<b>1,439,800</b>	<b>1,961,300</b>	<b>1,970,200</b>
<b>ENDING FUND BALANCE:</b>					
Reserved Fund Balances					
Reserved for Debt Service	0	0	0	0	0
Reserved for Other Purposes	(3,968,753)	(4,079,653)	(3,378,153)	(3,309,053)	(3,248,853)
<b>Total Reserved Fund Balances</b>	<b>(3,968,753)</b>	<b>(4,079,653)</b>	<b>(3,378,153)</b>	<b>(3,309,053)</b>	<b>(3,248,853)</b>
<b>Unreserved Fund Balance</b>	<b>0</b>	<b>0</b>	<b>0</b>	<b>0</b>	<b>0</b>
<b>Total Fund Balance</b>	<b>(3,968,753)</b>	<b>(4,079,653)</b>	<b>(3,378,153)</b>	<b>(3,309,053)</b>	<b>(3,248,853)</b>

**CITY OF BROKEN ARROW**  
**FISCAL YEARS 2017 BUDGET & 2018 FINANCIAL PLAN**  
**2011 BOND ISSUE**  
**FUND 91**

**Description:**

A Capital Project Fund which accounts for the expenditures of bond proceeds received by the City in Fiscal Years 2012, 2013, 2014, 2015 & 2016. These bonds were approved by a vote of the citizens of the City in April 2011. These proceeds provide funds for various street, public safety, park and stormwater improvements.

DESCRIPTION	ACTUAL F/Y 2015	BUDGET F/Y 2016	ESTIMATED ACTUAL F/Y 2016	BUDGET F/Y 2017	FINANCIAL PLAN F/Y 2018
<b>REVENUES:</b>					
Interest	113,334	70,000	85,000	70,000	0
Miscellaneous	0	0	0	0	0
<b>OTHER FINANCING SOURCES -</b>					
General Obligation Bond Proceeds	3,175,000	11,575,000	11,575,000	0	0
<b>TOTAL REVENUES &amp; OTHER SOURCES</b>	<b>3,288,334</b>	<b>11,645,000</b>	<b>11,660,000</b>	<b>70,000</b>	<b>0</b>
<b>BEGINNING FUND BALANCE -</b>					
Reserved for Capital Projects	10,211,335	7,919,415	7,919,415	14,006,300	0
<b>TOTAL SOURCES</b>	<b>13,499,669</b>	<b>19,564,415</b>	<b>19,579,415</b>	<b>14,076,300</b>	<b>0</b>
<b>EXPENDITURES -</b>					
Capital projects	5,507,918	16,227,900	5,500,715	14,076,300	0
<b>OTHER FINANCING USES -</b>					
Bond issuance Costs	72,336	78,200	72,400	0	0
<b>TOTAL EXPENDITURES AND OTHER USES</b>	<b>5,580,254</b>	<b>16,306,100</b>	<b>5,573,115</b>	<b>14,076,300</b>	<b>0</b>
<b>ENDING FUND BALANCE -</b>					
Reserved for Capital Projects	7,919,415	3,258,315	14,006,300	0	0

**CITY OF BROKEN ARROW  
 FISCAL YEARS 2017 BUDGET & 2018 FINANCIAL PLAN  
 CAPITAL OUTLAY  
 2011 BOND ISSUE  
 FUND 91**

			FISCAL YEAR	
			2017	2018
<b>STREETS</b>				
<b>CAPITAL OUTLAY</b>				
<b>CONSTRUCTION</b>				
ASPEN: KENOSHA/WASHINGTON - OVERLAY	ST1203	ST1203	1,125,000	0
NEW ORLEANS: ASPEN/OLIVE - 3 TO 4 LANE	ST1209	ST1209	1,170,000	0
9TH: ELGIN/EL PASO - 5 LANE	ST1210	ST1210	2,450,000	0
HENSHAW PARK - OVERLAY	ST1212	SST1212	348,400	0
37TH STREET: ALBANY/HOUSTON - 3 LANE	ST1413	ST1413	2,100,000	0
LEISURE PARK - OVERLAY	ST1509	ST1509	679,000	0
FAIRFAX - OVERLAY	ST1615	ST1615	1,775,400	0
<b>TOTAL STREETS</b>			<b><u>9,647,800</u></b>	<b><u>0</u></b>
<b>PUBLIC SAFETY</b>				
<b>CAPITAL OUTLAY</b>				
<b>CONSTRUCTION</b>				
FIRE STATION #3 REPLACEMENT		163511	2,328,500	0
<b>TOTAL PUBLIC SAFETY</b>			<b><u>2,328,500</u></b>	<b><u>0</u></b>
<b>QUALITY OF LIFE</b>				
<b>CAPITAL OUTLAY</b>				
EVENTS PARK		116016	600,000	0
NIENHUIS PARK FOOTBALL/TENNIS COURTS ETC		156024	1,500,000	0
<b>TOTAL QUALITY OF LIFE</b>			<b><u>2,100,000</u></b>	<b><u>0</u></b>
<b>TOTAL EXPENDITURES</b>			<b><u>14,076,300</u></b>	<b><u>0</u></b>

**CITY OF BROKEN ARROW**  
**FISCAL YEARS 2017 BUDGET & 2018 FINANCIAL PLAN**  
**2014 BOND ISSUE**  
**FUND 92**

**Description:**

A Capital Project Fund which accounts for the expenditures of bond proceeds received by the City in Fiscals Year 2015 and 2016. These bonds were approved by a vote of the citizens of the City in August 2014. These proceeds provide funds for various street, public safety, park and stormwater improvements.

DESCRIPTION	ACTUAL F/Y 2015	BUDGET F/Y 2016	ESTIMATED ACTUAL F/Y 2016	BUDGET F/Y 2017	FINANCIAL PLAN F/Y 2018
<b>REVENUES:</b>					
Interest	10,107	6,000	28,000	32,000	32,000
Miscellaneous	0	0			
<b>OTHER FINANCING SOURCES -</b>					
General Obligation Bond Proceeds	11,705,000	6,625,000	6,625,000	18,360,000	15,000,000
<b>TOTAL REVENUES &amp; OTHER SOURCES</b>	<b>11,715,107</b>	<b>6,631,000</b>	<b>6,653,000</b>	<b>18,392,000</b>	<b>15,032,000</b>
<b>BEGINNING FUND BALANCE -</b>					
Reserved for Capital Projects	0	5,812,607	5,812,607	11,193,407	427,607
<b>TOTAL SOURCES</b>	<b>11,715,107</b>	<b>12,443,607</b>	<b>12,465,607</b>	<b>29,585,407</b>	<b>15,459,607</b>
<b>EXPENDITURES -</b>					
Capital projects	5,805,780	11,922,300	1,200,000	29,057,800	14,900,000
<b>OTHER FINANCING USES -</b>					
Bond Issuance Costs	96,720	72,300	72,200	100,000	100,000
<b>TOTAL EXPENDITURES AND OTHER USES</b>	<b>5,902,500</b>	<b>11,994,600</b>	<b>1,272,200</b>	<b>29,157,800</b>	<b>15,000,000</b>
<b>ENDING FUND BALANCE -</b>					
Reserved for Capital Projects	5,812,607	449,007	11,193,407	427,607	459,607

**CITY OF BROKEN ARROW  
FISCAL YEARS 2017 BUDGET & 2018 FINANCIAL PLAN  
CAPITAL OUTLAY  
2014 BOND ISSUE  
FUND 92**

		FISCAL YEAR	
		2017	2018
<b>STREETS</b>			
<b>CAPITAL OUTLAY</b>			
<b>CONSTRUCTION &amp; ENGINEERING</b>			
23RD: KENOSHA/HOUSTON - 5 LANE	ST1506	444,800	0
37TH STREET: OMAHA/ALBANY - 3 LANES	ST1507	4,000,000	0
WASHINGTON: GARNETT/OLIVE - DESIGN AND RIGHT-OF-WAY	ST1616	1,486,100	0
MAIN STREET STREETSCAPES PHASE 4 DALLAS/HOUSTON	ST1617	1,298,100	0
9TH STREET: FLIGHT SAFETY/HOUSTON - 5 LANES	ST1210	1,780,400	0
WASHINGTON: GARNETT/OLIVE		2,881,800	0
23RD: KENOSHA/HOUSTON - 5 LANE		2,486,400	0
KENOSHA: DATE/MAIN 5 LANE		1,879,700	0
ARROW SUBDIVISION - MILL/ASPHALT OVERLAY		939,900	0
ASPEN RESURFACING: WASHINGTON/NEW ORLEANS		795,700	0
RESURFACE 7 MILES OF 2 LANE ARTERIAL STREETS		373,000	372,500
ALBANY: 9TH/23RD 4 & 5 LANE/INTERSECTION 23RD		0	4,276,600
FLORENCE: OLIVE/ASPEN - 3 & 5 LANE		0	1,219,900
KENOSHA RESURFACING: ASPEN/GARNETT		0	1,043,100
OLIVE: ALBANY/KENOSHA - 4 LANE		0	993,400
OLD TOWN STREETS: ASH & 1ST: COLLEGE/DALLAS		0	521,500
<b>TOTAL STREETS</b>		<b><u>18,365,900</u></b>	<b><u>8,427,000</u></b>
 <b>PUBLIC SAFETY</b>			
<b>CAPITAL OUTLAY</b>			
<b>CONSTRUCTION</b>			
FIRE STATION #3 INCLUDING FIRE TRUCK AND AMBULANCE	163511	1,780,400	0
SCBAs		835,600	0
LAND/DESIGN NEW FIRE STATION		397,900	0
POLICE/FIRE TRAINING CENTER		365,600	0
POLICE MOBILE DATA TECHNOLOGY		287,400	130,100
AERIAL FIRE TRUCK		0	1,191,900
PUBLIC SAFETY COMPLEX PHASE I		0	447,000
<b>TOTAL PUBLIC SAFETY</b>		<b><u>3,666,900</u></b>	<b><u>1,769,000</u></b>

**FISCAL YEARS 2017 BUDGET & 2018 FINANCIAL PLAN  
STREET LIGHT FUND  
CAPITAL OUTLAY  
2014 BOND ISSUE  
FUND 92**

	FISCAL YEAR	
	2017	2018
<b>QUALITY OF LIFE</b>		
<b>CAPITAL OUTLAY</b>		
EVENTS PARK		
ADULT SOFTBALL 5 PLEX	3,281,900	0
NEINHUIS PARK	994,500	0
COMMUNITY TRAIL NETWORK	497,300	0
LEISURE PARK: SPLASH PAD/PLAYGROUND	366,000	0
37TH STREET PARK	261,600	0
SECURITY LIGHTING	223,700	0
INDIAN SPRINGS SPORTS COMPLEX	0	596,100
ROSE WST PARK: DOG PARK/TRAILHEAD RESTROOM	0	469,900
LIBERTY PARKWAY TRAIL: RESTROOM AT 5400 S ASPEN OR ELM	0	313,000
RESTROOMS	0	298,000
COUNTRY AIRE PARK: PLAYGROUND	0	157,000
<b>TOTAL QUALITY OF LIFE</b>	<b><u>5,625,000</u></b>	<b><u>1,834,000</u></b>
<b>PUBLIC BUILDINGS</b>		
<b>CAPITAL OUTLAY</b>		
ART CENTER	1,400,000	0
MAINTENANCE CENTER LAND AND A/E DESIGN	0	785,000
<b>TOTAL PUBLIC BUILDINGS</b>	<b><u>1,400,000</u></b>	<b><u>785,000</u></b>
<b>STORMWATER</b>		
<b>CAPITAL OUTLAY</b>		
CONSTRUCTION		
ALBANY BETWEEN LYNN LANE & 23RD STREET	0	2,085,000
<b>TOTAL STORMWATER</b>	<b><u>0</u></b>	<b><u>2,085,000</u></b>
<b>TOTAL FUND 92</b>	<b><u><u>29,057,800</u></u></b>	<b><u><u>14,900,000</u></u></b>